

London, Stansted Airport and Cambridge to Ely, Kings Lynn, Norwich and Peterborough

**Mondays to Fridays**

Operator Days of operation/Notes 1st Class/Reservations/Bus/Ferry	XC A 1◇	GN 1	XC A 1◇	LE 1	GN 1	EM B ◇	GN 1	LE C	EM D ◇	XC A 1◇	LE 1	GN 1	LE 1	EM B ◇	GN 1	XC A 1◇	EM D ◇	GN 1	
London Liverpool Street (LST) 15 d																			
London Kings Cross (KGX) 15 d							0539					0602			0639				0712
Ipswich (IPS) d								0600											
Stansted Airport (SSD) 4 d			0520							0612								0721	
Audley End (AUD) d																		0741	
Whittlesford Parkway (WLF) d																			
Cambridge (CBG) a			0555				0627			0644		0707			0730	0756		0803	
Cambridge (CBG) d	0515	0540	0557	0601	0610		0635			0657	0700	0710	0722		0739	0800		0805	
Cambridge North (CMB) d		0544		0605	0614		0639				0704	0714	0726		0743			0809	
Waterbeach (WBC) d		0549			0619		0644					0719			0748			0814	
Ely (ELY) 4 a	0529	0558	0611	0617	0628		0653	0657		0711	0716	0728	0740		0757	0814		0825	
Ely (ELY) 4 d	0530	0559	0612	0619	0629	0649	0654	0658	0708	0712	0717	0729		0749	0758	0815	0816		
Littleport (LTP) d		0606			0636		0704c					0736			0806				
Downham Market (DOW) d		0615			0645		0713					0745			0815				
Watlington (WTG) d		0621			0651		0719					0751			0821				
Kings Lynn (KLN) a		0630			0700		0728					0800			0830				
Shippea Hill (SPP) d												0726							
Lakenheath (LAK) d																			
Brandon (BND) d				0635					0725		0736								
Thetford (TTF) d				0643					0734		0744							0838	
Harling Road (HRD) d				0651							0752								
Eccles Road (ECS) d				0656							0757								
Attleborough (ATL) d				0702					0748		0803							0852	
Spooner Row (SPN) d											0808								
Wymondham (WMD) d				0709					0755		0812							0859	
Norwich (NRW) a				0725					0811		0826							0915	
Manea (MNE) d			0623					0709										0826	
March (MCH) d	0547		0631			0706		0718		0730				0807				0834	
Whittlesea (WLE) d	0558		0642					0729		0741				0818					
Peterborough (PBO) 8 a	0607		0652			0723		0738		0751				0827				0851	

Operator Days of operation/Notes 1st Class/Reservations/Bus/Ferry	LE	EM B ◇	GN 1	LE	LE	XC A 1◇	EM E ◇	GN 1	LE	LE	EM B ◇	GN 1	LE	XC A 1◇	EM E ◇	GN 1	LE	LE	
London Liverpool Street (LST) 15 d				0728						0758			0828						0858
London Kings Cross (KGX) 15 d			0739					0812				0842				0912			
Ipswich (IPS) d					0758														
Stansted Airport (SSD) 4 d						0826							0921						
Audley End (AUD) d				0832						0903			0933					0951	
Whittlesford Parkway (WLF) d				0842						0913			0942					0958	
Cambridge (CBG) a			0830	0853		0858		0902		0927		0930	0953	0956		1002	1008		
Cambridge (CBG) d	0819		0835	0855		0900		0905	0913	0928		0935	0954	1000		1005	1017	1014	
Cambridge North (CMB) d	0823		0841	0900a				0909	0917	0933a		0939	0959a			1009	1014	1018	
Waterbeach (WBC) d			0846					0914				0944							
Ely (ELY) 4 a	0837		0855		0859	0914		0926	0929			0953		1014		1026		1030	
Ely (ELY) 4 d	0838	0853	0856		0900	0915	0922		0929		0953	0956		1015	1018			1030	
Littleport (LTP) d			0906c									1006c							
Downham Market (DOW) d			0915									1015							
Watlington (WTG) d			0921									1021							
Kings Lynn (KLN) a			0930									1030							
Shippea Hill (SPP) d																			
Lakenheath (LAK) d																			
Brandon (BND) d	0854								0945									1046	
Thetford (TTF) d	0901						0944		0953						1039			1054	
Harling Road (HRD) d																			
Eccles Road (ECS) d										1008									1109
Attleborough (ATL) d	0916																		
Spooner Row (SPN) d	0921																		
Wymondham (WMD) d	0926								1015										1116
Norwich (NRW) a	0940						1014		1029						1110				1131
Manea (MNE) d					0912														
March (MCH) d		0910			0920	0932							1032						
Whittlesea (WLE) d					0931														
Peterborough (PBO) 8 a		0927			0940	0949					1025			1049					

For the complete service between London Liverpool St and Cambridge see table 014 / Kings Cross and Cambridge table 015

NOTES (see introductory pages for explanation of train operator codes and standard symbols)

- a Arrival time
- d Departure time
- c Arrives 3 minutes earlier
- A To Birmingham New Street
- B To Liverpool Lime Street
- C From Colchester
- D From Nottingham
- E From Sheffield

## London, Stansted Airport and Cambridge to Ely, Kings Lynn, Norwich and Peterborough

## Mondays to Fridays

Operator Days of operation/Notes 1st Class/Reservations/Bus/Ferry Catering facilities	LE	EM B ◇	GN □	LE	LE	XC A □◇ ⌚	EM F ◇	GN □	LE	LE	EM B ◇	GN □	LE	XC A □◇ ⌚	EM F ◇	GN □	LE	LE	
London Liverpool Street (LST)	ⓔ	15	d						0928				0958				1028		1058
London Kings Cross (KGX)	ⓔ	15	d						0942				1012				1042		1112
Ipswich (IPS)			d						1001										
Stansted Airport (SSD)	←		d						1027				1048						1148
Audley End (AUD)			d						1030				1050	1102			1130		1150
Whittlesford Parkway (WLF)			d						1039				1058	1109			1139		1158
Cambridge (CBG)	a	←							1030	1051		1056	1100	1108	1120	1130	1153		1200
Cambridge (CBG)	d								1017		1035	1053	1100	1105	1113	1121	1135	1153	1200
Cambridge North (CMB)	d								1022a		1039	1058a		1109	1118a	1125	1139	1159a	
Waterbeach (WBC)			d								1044			1114			1144		1212
Ely (ELY)	4	a									1053		1059	1114		1125		1137	1154
Ely (ELY)	4	d								1051	1056		1059	1115	1122		1137	1151	1156
Littleport (LTP)			d									1106c					1206		
Downham Market (DOW)			d									1115					1215		
Watlington (WTG)			d									1121					1221		
Kings Lynn (KLN)	a											1130					1230		
Shippea Hill (SPP)			d																
Lakenheath (LAK)			d																
Brandon (BND)			d											1153					1253
Thetford (TTF)			d										1143				1201		1241
Harling Road (HRD)			d																
Eccles Road (ECS)			d																
Attleborough (ATL)			d														1216		1316
Spooner Row (SPN)			d																
Wymondham (WMD)			d														1224		1324
Norwich (NRW)	a																1239		1337
Manea (MNE)			d										1111						
March (MCH)			d										1119	1132			1208		1232
Whittlesea (WLE)			d										1130						
Peterborough (PBO)	8	a											1124				1225		1249

Operator Days of operation/Notes 1st Class/Reservations/Bus/Ferry Catering facilities	EM B ◇	GN □	LE	LE	XC A □◇ ⌚	GN □	LE	EM F ◇	LE	EM B ◇	GN □	LE	EM F ◇	GN □	LE	LE	EM B ◇	GN □	
London Liverpool Street (LST)	ⓔ	15	d												1128			1228	1258
London Kings Cross (KGX)	ⓔ	15	d												1142			1242	1312
Ipswich (IPS)			d												1156				
Stansted Airport (SSD)	←		d												1227				1348
Audley End (AUD)			d												1230			1330	1350
Whittlesford Parkway (WLF)			d												1239			1339	1358
Cambridge (CBG)	a														1251			1351	1400
Cambridge (CBG)	d														1235	1253	1300	1305	1313
Cambridge North (CMB)	d														1239	1258a		1309	1318a
Waterbeach (WBC)			d												1244			1314	
Ely (ELY)	4	a													1253		1259	1314	1325
Ely (ELY)	4	d													1250		1300	1315	
Littleport (LTP)			d												1306c			1327	1337
Downham Market (DOW)			d												1315			1351	1356
Watlington (WTG)			d												1321			1401	1416
Kings Lynn (KLN)	a														1330			1421	1430
Shippea Hill (SPP)			d																
Lakenheath (LAK)			d																
Brandon (BND)			d																
Thetford (TTF)			d																
Harling Road (HRD)			d																
Eccles Road (ECS)			d																
Attleborough (ATL)			d																
Spooner Row (SPN)			d																
Wymondham (WMD)			d																
Norwich (NRW)	a																		
Manea (MNE)			d																
March (MCH)			d																
Whittlesea (WLE)			d																
Peterborough (PBO)	8	a													1322			1423	1509

NOTES (see introductory pages for explanation of train operator codes and standard symbols)

- a Arrival time
- d Departure time
- c Arrives 3 minutes earlier

- A To Birmingham New Street
- B To Liverpool Lime Street
- F From Liverpool Lime Street

London, Stansted Airport and Cambridge to Ely, Kings Lynn, Norwich and Peterborough

**Mondays to Fridays**

Operator Days of operation/Notes 1st Class/Reservations/Bus/Ferry Catering facilities	LE	LE	XC A A A	EM F ◇	GN A	LE	LE	EM B ◇	GN A	LE	XC A A A	EM F ◇	GN A	LE	GN A	LE	EM B ◇	GN A
London Liverpool Street (LST) ② 15 d	1328					1358				1428								1458
London Kings Cross (KGX) ② 15 d					1412				1442						1512			1542
Ipswich (IPS)		1358																
Stansted Airport (SSD) ← d			1427				1448									1537		
Audley End (AUD) d	1430					1450	1502			1530						1555		1602
Whittlesford Parkway (WLF) d	1439					1458	1509			1539						1603		1612
Cambridge (CBG) a	1451		1457			1500	1508 1519			1530 1551					1600 1614			1626 1630
Cambridge (CBG) d	1453		1500			1505 1513 1520				1535 1553 1600					1605 1616 1619 1628	1619 1628		1635 1639
Cambridge North (CMB) d	1458a					1509 1518a 1524				1539 1558a					1609 1620 1623 1633a	1620 1628		1639 1644
Waterbeach (WBC) d						1514				1544					1614			1628 1644
Ely (ELY) 4 a		1459	1514			1525		1536		1553		1614			1623 1632	1632 1639		1653
Ely (ELY) 4 d		1500	1515	1520				1537	1551	1554		1615	1618	1627	1633			1650 1656
Littleport (LTP) d										1606e								1704
Downham Market (DOW) d										1615								1713
Watlington (WTG) d										1621								1719
Kings Lynn (KLN) a										1630					1700			1728
Shippea Hill (SPP) d																		
Lakenheath (LAK) d																		
Brandon (BND) d							1553									1652		
Thetford (TTF) d					1543		1600								1639			1700
Harling Road (HRD) d																		
Eccles Road (ECS) d																		
Attleborough (ATL) d							1616											1716
Spooner Row (SPN) d																		
Wymondham (WMD) d							1623											1723
Norwich (NRW) a					1611		1637								1711			1737
Manea (MNE) d		1511														1626		
March (MCH) d		1520	1532													1634		
Whittlesea (WLE) d		1531																
Peterborough (PBO) 8 a		1540	1549						1623			1651						1722

Operator Days of operation/Notes 1st Class/Reservations/Bus/Ferry Catering facilities	LE	LE	XC A A A	GN A	LE	LE	EM G ◇	GN A	XC A A A	EM F ◇	GN A	LE	LE	LE	EM H ◇	GN A	LE	LE	
London Liverpool Street (LST) ② 15 d	1528				1558									1707					1737
London Kings Cross (KGX) ② 15 d					1612						1639			1709					1739
Ipswich (IPS)		1600																	1750
Stansted Airport (SSD) ← d			1627			1648												1751	
Audley End (AUD) d	1630				1700	1705						1757			1807				1827
Whittlesford Parkway (WLF) d	1639				1709	1714						1804			1815				1834
Cambridge (CBG) a	1651		1656	1703	1721	1727		1730			1803	1814			1826			1831	1844
Cambridge (CBG) d	1653		1700	1705	1722	1729		1735	1800		1808	1819	1822		1830			1835	1850
Cambridge North (CMB) d	1658a				1709	1727 1733		1739			1812		1828a	1834				1840	1855a
Waterbeach (WBC) d					1714	1731		1744			1817	1826			1839			1844	
Ely (ELY) 4 a		1659	1714	1723	1742	1745		1753	1814		1826	1838			1848			1854	1859
Ely (ELY) 4 d		1700	1715	1726		1748	1753	1756	1815	1821	1827				1849	1852		1856	1900
Littleport (LTP) d					1734			1804			1834							1904	
Downham Market (DOW) d					1743			1813			1843							1913	
Watlington (WTG) d					1749			1819			1849							1919	
Kings Lynn (KLN) a					1758			1828			1858							1928	
Shippea Hill (SPP) d																			
Lakenheath (LAK) d																			
Brandon (BND) d						1804									1905				
Thetford (TTF) d						1811				1842					1912				
Harling Road (HRD) d																			
Eccles Road (ECS) d																			
Attleborough (ATL) d						1826									1927				
Spooner Row (SPN) d																			
Wymondham (WMD) d						1833									1934				
Norwich (NRW) a						1847				1912					1948				
Manea (MNE) d		1711							1826										1912
March (MCH) d		1720	1733						1834									1913	1920
Whittlesea (WLE) d		1731																	1931
Peterborough (PBO) 8 a		1740	1751				1825		1851								1929		1940

NOTES (see introductory pages for explanation of train operator codes and standard symbols)

- a Arrival time
- d Departure time
- e Arrives 5 minutes earlier
- G To Manchester Piccadilly
- H To Sheffield

- A To Birmingham New Street
- B To Liverpool Lime Street
- F From Liverpool Lime Street

London, Stansted Airport and Cambridge to Ely, Kings Lynn, Norwich and Peterborough

**Mondays to Fridays**

Operator Days of operation/Notes 1st Class/Reservations/Bus/Ferry	XC A ◇	EM F ◇	GN □	LE □	LE □	LE □	GN □	LE □	XC A ◇	EM F ◇	GN □	LE □	LE □	GN □	LE □	LE □	EM J ◇	XC A ◇				
London Liverpool Street (LST)	15	d			1807				1837					1907			1928					
London Kings Cross (KGX)	15	d		1809				1839				1912			1939							
Ipswich (IPS)		d														2001						
Stansted Airport (SSD)	4	d	1821															2027				
Audley End (AUD)		d			1857				1927					1959			2030					
Whittlesford Parkway (WLF)		d			1904				1934					2008			2039					
Cambridge (CBG)	a	1856		1901	1914			1930	1946				2003			2022	2032	2051	2056			
Cambridge (CBG)	d	1900		1905	1919	1922	1927	1935	1955	2000			2005	2020	2024	2035	2053		2100			
Cambridge North (CMB)	d			1910		1927a	1931	1939	2000a				2009	2024	2029	2039	2058a					
Waterbeach (WBC)	d			1914	1926			1944					2014		2034	2044						
Ely (ELY)	4	a	1915		1924	1938		1943	1953		2014			2023	2036	2045	2053		2059	2114		
Ely (ELY)	4	d	1915	1923	1926			1944	1956		2015	2019		2027	2036		2056		2100	2103	2117	
Littleport (LTP)	d				1934				2004					2036			2106c					
Downham Market (DOW)	d				1943				2013					2045			2115					
Watlington (WTG)	d				1949				2019					2051			2121					
Kings Lynn (KLN)	a				1958				2028					2100			2130					
Shippea Hill (SPP)	d																					
Lakenheath (LAK)	d																					
Brandon (BND)	d							2000								2052						
Thetford (TTF)	d			1944				2008				2040			2100							
Harling Road (HRD)	d																					
Eccles Road (ECS)	d																					
Attleborough (ATL)	d							2023							2115							
Spooner Row (SPN)	d																					
Wymondham (WMD)	d							2030							2122							
Norwich (NRW)	a			2018				2044				2111			2136							
Manea (MNE)	d																			2111		
March (MCH)	d	1932								2032										2120	2134	
Whittlesea (WLE)	d																			2131		
Peterborough (PBO)	8	a	1949							2051										2140	2144	2152

Operator Days of operation/Notes 1st Class/Reservations/Bus/Ferry	GN □	LE □	LE □	GN □	LE □	EM F ◇	GN □	LE □	GN □	LE □	LE □	LE □	GN □	GN □	LE □	GN □	
London Liverpool Street (LST)		1958			2028			2058			2128				2228		
London Kings Cross (KGX)	2009			2039			2109		2139				2209	2239		2309	
Ipswich (IPS)																	
Stansted Airport (SSD)										2210							
Audley End (AUD)		2052			2130			2152		2223	2230				2330		
Whittlesford Parkway (WLF)		2059			2139			2159		2231	2239				2339		
Cambridge (CBG)	a	2100	2111		2130	2151		2200	2208	2230	2245	2250	←	2301	2332	2350	0002
Cambridge (CBG)	d	2103	2113	2120	2135	2153		2205	2213	2235	2257	2253	2257	2305	2335	2353	0005
Cambridge North (CMB)	d	2108	2118a	2124	2139	2158a		2209	2218a	2239	→	2258a	2302	2309	2340	2358a	0009
Waterbeach (WBC)	d	2112			2144			2214		2244				2314	2344		0014
Ely (ELY)	4	a	2124		2136	2153		2225		2253			2313	2324	2354		0023
Ely (ELY)	4	d			2136	2156		2217		2256			2314		2354		0024
Littleport (LTP)	d				2206c					2306c					0002		0032
Downham Market (DOW)	d				2215					2315					0011		0041
Watlington (WTG)	d				2221					2321					0017		0047
Kings Lynn (KLN)	a				2230					2330					0026		0056
Shippea Hill (SPP)	d																
Lakenheath (LAK)	d																
Brandon (BND)	d			2152										2330			
Thetford (TTF)	d			2200			2238							2337			
Harling Road (HRD)	d																
Eccles Road (ECS)	d																
Attleborough (ATL)	d			2215			2252							2352			
Spooner Row (SPN)	d																
Wymondham (WMD)	d			2222			2259							2359			
Norwich (NRW)	a			2235			2315							0013			
Manea (MNE)	d																
March (MCH)	d																
Whittlesea (WLE)	d																
Peterborough (PBO)	8	a															

NOTES (see introductory pages for explanation of train operator codes and standard symbols)

- a Arrival time
- d Departure time
- c Arrives 3 minutes earlier
  
- A To Birmingham New Street
- F From Liverpool Lime Street
- J To Nottingham

London, Stansted Airport and Cambridge to Ely, Kings Lynn, Norwich and Peterborough

Saturdays

Operator Days of operation/Notes 1st Class/Reservations/Bus/Ferry	XC A ◇	XC A ◇	LE	GN □	EM B ◇	GN □	LE	LE C	EM D ◇	XC A ◇	LE	GN □	LE	LE	EM B ◇	GN □	LE	XC A ◇
London Liverpool Street (LST) 15 d							0520				0558						0628	
London Kings Cross (KGX) 15 d				0502		0539						0602				0642		
Ipswich (IPS) d								0600										
Stansted Airport (SSD) ← d		0527								0627				0648				0727
Audley End (AUD) d							0630				0650			0702			0730	
Whittlesford Parkway (WLF) d							0639				0658			0709			0739	
Cambridge (CBG) a		0555		0618		0627	0651			0656	0707	0711	←	0719		0730	0751	0757
Cambridge (CBG) d	0515	0557	0605	0622		0635	0653			0658	0716	0713	0716	0720		0735	0753	0800
Cambridge North (CMB) d			0609	0626		0639	0658a				→	0717	0721a	0725		0739	0758a	
Waterbeach (WBC) d				0631		0644						0722				0744		
Ely (ELY) 4 a	0529	0611	0621	0642		0653		0658		0712		0733		0736		0753		0814
Ely (ELY) 4 d	0530	0612	0622		0651	0655		0659	0707	0713				0738	0749	0756		0815
Littleport (LTP) d						0706c										0806e		
Downham Market (DOW) d						0715										0815		
Watlington (WTG) d						0721										0821		
Kings Lynn (KLN) a						0730										0830		
Shippea Hill (SPP) d														0747				
Lakenheath (LAK) d																		
Brandon (BND) d			0638						0723					0758				
Thetford (TTF) d			0646						0732					0806				
Harling Road (HRD) d			0654											0814				
Eccles Road (ECS) d			0658											0818				
Attleborough (ATL) d			0704						0746					0824				
Spooner Row (SPN) d																		
Wymondham (WMD) d			0711						0753					0832				
Norwich (NRW) a			0725						0810					0847				
Manea (MNE) d		0623						0710										
March (MCH) d	0547	0631			0708			0719		0730						0807		0832
Whittlesea (WLE) d	0558	0642						0730		0741						0818		
Peterborough (PBO) 8 a	0608	0652			0725			0739		0751						0828		0849

Operator Days of operation/Notes 1st Class/Reservations/Bus/Ferry	EM D ◇	GN □	LE	LE	EM B ◇	GN □	LE	LE	XC A ◇	EM E ◇	GN □	LE	LE	EM B ◇	GN □	LE	XC A ◇	EM E ◇
London Liverpool Street (LST) 15 d			0658				0728					0758				0828		
London Kings Cross (KGX) 15 d		0712				0742					0812				0842			
Ipswich (IPS) d								0758										
Stansted Airport (SSD) ← d				0748					0827				0848				0927	
Audley End (AUD) d			0750	0802			0830					0850	0902			0930		
Whittlesford Parkway (WLF) d			0758	0809			0839					0858	0909			0939		
Cambridge (CBG) a		0800	0808	0819		0830	0851		0856		0900	0908	0919		0930	0951	0956	
Cambridge (CBG) d		0805	0813	0820		0835	0853		0900		0905	0913	0925		0935	0953	1000	
Cambridge North (CMB) d		0809	0818a	0825		0839	0858a				0909	0918a	0930		0939	0958a		
Waterbeach (WBC) d		0814				0844					0914				0944			
Ely (ELY) 4 a		0825		0836		0853		0859	0914		0925		0942		0953		1014	
Ely (ELY) 4 d	0817			0837	0850	0856		0900	0915	0925			0944	0947	0956		1015	1022
Littleport (LTP) d						0906e									1006e			
Downham Market (DOW) d						0915									1015			
Watlington (WTG) d						0921									1021			
Kings Lynn (KLN) a						0930									1030			
Shippea Hill (SPP) d																		
Lakenheath (LAK) d																		
Brandon (BND) d				0853									1000					
Thetford (TTF) d	0839			0901						0946			1007					1043
Harling Road (HRD) d																		
Eccles Road (ECS) d																		
Attleborough (ATL) d	0853			0916									1022					
Spooner Row (SPN) d				0921														
Wymondham (WMD) d	0900			0926									1029					
Norwich (NRW) a	0916			0940						1016			1043					1114
Manea (MNE) d								0911										
March (MCH) d					0907			0920	0932								1032	
Whittlesea (WLE) d								0931										
Peterborough (PBO) 8 a					0924			0940	0949					1021			1049	

NOTES (see introductory pages for explanation of train operator codes and standard symbols)

- a Arrival time
- d Departure time
- c Arrives 4 minutes earlier
- e Arrives 3 minutes earlier
- A To Birmingham New Street
- B To Liverpool Lime Street
- C From Colchester
- D From Nottingham
- E From Sheffield

London, Stansted Airport and Cambridge to Ely, Kings Lynn, Norwich and Peterborough

Saturdays

Operator Days of operation/Notes 1st Class/Reservations/Bus/Ferry Catering facilities	GN I	LE	LE	EM B ◇	GN I	LE	LE	XC A I◇ A	EM F ◇	GN I	LE	LE	EM B ◇	GN I	LE	XC A I◇ A	EM F ◇	GN I	
London Liverpool Street (LST)	15	d	0858			0928					0958				1028				
London Kings Cross (KGX)	15	d	0912			0942					1012				1042				1112
Ipswich (IPS)		d									0958								
Stansted Airport (SSD)		d			0948						1027				1048				
Audley End (AUD)		d		0950	1002						1030				1050	1102			1130
Whittlesford Parkway (WLF)		d		0958	1009						1039				1058	1109			1139
Cambridge (CBG)		a	1000	1008	1019						1030	1051			1056	1100	1108	1119	1130
Cambridge (CBG)		d	1005	1013	1020						1035	1053			1100	1105	1113	1120	1135
Cambridge North (CMB)		d	1009	1019a	1025						1039	1058a			1109	1118a	1125	1139	1158a
Waterbeach (WBC)		d		1014							1044				1114				1144
Ely (ELY)	4	a		1025		1036					1053		1059	1114					1125
Ely (ELY)	4	d			1038	1050					1056		1100	1115	1117				1136
Littleport (LTP)		d									1100								1137
Downham Market (DOW)		d									1106e								1150
Watlington (WTG)		d									1115								1206e
Kings Lynn (KLN)		a									1115								1215
Shippea Hill (SPP)		d									1121								1215
Lakenheath (LAK)		d									1121								1221
Brandon (BND)		d									1130								1230
Thetford (TTF)		d									1138								1230
Harling Road (HRD)		d																	1239
Eccles Road (ECS)		d																	1239
Attleborough (ATL)		d																	1239
Spooner Row (SPN)		d																	1239
Wymondham (WMD)		d																	1239
Norwich (NRW)		a																	1239
Manea (MNE)		d									1111								1239
March (MCH)		d									1120	1132							1239
Whittlesea (WLE)		d									1131								1239
Peterborough (PBO)	8	a				1122					1140	1149							1239

Operator Days of operation/Notes 1st Class/Reservations/Bus/Ferry Catering facilities	LE	LE	EM B ◇	GN I	LE	LE	XC A I◇ A	EM D ◇	GN I	LE	LE	EM B ◇	GN I	LE	EM F ◇	GN I	LE	LE	
London Liverpool Street (LST)	15	d	1058				1128				1158				1228				1258
London Kings Cross (KGX)	15	d					1142				1212				1242				1312
Ipswich (IPS)		d									1158								
Stansted Airport (SSD)		d				1148					1227				1248				1348
Audley End (AUD)		d	1150	1202			1230				1250	1302			1330				1350
Whittlesford Parkway (WLF)		d	1158	1209			1239				1258	1309			1339				1358
Cambridge (CBG)		a	1208	1219			1230	1251			1256	1300	1308	1319					1408
Cambridge (CBG)		d	1213	1220			1235	1253			1300	1305	1313	1320					1413
Cambridge North (CMB)		d	1218a	1225			1239	1258a			1309	1318a	1325						1418a
Waterbeach (WBC)		d					1244				1314				1344				1414
Ely (ELY)	4	a		1236			1254				1259	1314			1336				1436
Ely (ELY)	4	d		1237	1251		1256				1300	1315	1322		1337	1350			1437
Littleport (LTP)		d					1306e								1406e				1437
Downham Market (DOW)		d					1315								1415				1437
Watlington (WTG)		d					1321								1421				1437
Kings Lynn (KLN)		a					1330								1430				1437
Shippea Hill (SPP)		d																	1437
Lakenheath (LAK)		d																	1437
Brandon (BND)		d				1253									1353				1453
Thetford (TTF)		d				1301									1401				1501
Harling Road (HRD)		d																	1501
Eccles Road (ECS)		d																	1501
Attleborough (ATL)		d													1416				1516
Spooner Row (SPN)		d																	1516
Wymondham (WMD)		d													1424				1524
Norwich (NRW)		a													1439				1539
Manea (MNE)		d									1311								1539
March (MCH)		d									1320	1332							1539
Whittlesea (WLE)		d									1331								1539
Peterborough (PBO)	8	a					1327				1340	1350							1425

NOTES (see introductory pages for explanation of train operator codes and standard symbols)

- a Arrival time
- d Departure time
- e Arrives 3 minutes earlier
- F From Liverpool Lime Street
- A To Birmingham New Street
- B To Liverpool Lime Street
- D From Nottingham

London, Stansted Airport and Cambridge to Ely, Kings Lynn, Norwich and Peterborough

Saturdays

Operator Days of operation/Notes 1st Class/Reservations/Bus/Ferry Catering facilities	EM B ◇	GN □	LE	LE	XC A □◇ ⌘	EM F ◇	GN □	LE	LE	EM B ◇	GN □	LE	XC A □◇ ⌘	EM F ◇	GN □	LE	LE	EM B ◇	
London Liverpool Street (LST)	ⓔ	15	d					1328				1358				1428			1458
London Kings Cross (KGX)	ⓔ	15	d					1342				1412				1442			1512
Ipswich (IPS)			d					1401											
Stansted Airport (SSD)	←		d									1448							1548
Audley End (AUD)			d					1430				1450	1502			1530			1550 1602
Whittlesford Parkway (WLF)			d					1439				1458	1509			1539			1558 1609
Cambridge (CBG)			a					1430	1451			1456	1500	1508	1519	1530	1551		1600 1608 1619
Cambridge (CBG)			d					1435	1453			1500	1505	1513	1520	1535	1553	1600	1605 1613 1620
Cambridge North (CMB)			d					1439	1458a			1509	1518a	1525	1539	1558a			1609 1618a 1625
Waterbeach (WBC)			d					1444				1514				1544			1614
Ely (ELY)	4		a					1453	1459	1514		1525			1536	1554	1614		1625 1636
Ely (ELY)	4		d	1450	1456			1500	1515	1519					1537	1550	1556	1615	1622 1637 1650
Littleport (LTP)			d		1506e											1606e			
Downham Market (DOW)			d		1515											1615			
Watlington (WTG)			d		1521											1621			
Kings Lynn (KLN)			a		1530											1630			
Shippea Hill (SPP)			d																
Lakenheath (LAK)			d										1550						
Brandon (BND)			d										1555						1653
Thetford (TTF)			d							1540						1644			1701
Harling Road (HRD)			d																
Eccles Road (ECS)			d																
Attleborough (ATL)			d										1618						1716
Spooner Row (SPN)			d																
Wymondham (WMD)			d																1724
Norwich (NRW)			a							1611						1639	1714		1741
Manea (MNE)			d					1511											
March (MCH)			d					1520	1532							1632			
Whittlesea (WLE)			d					1531											
Peterborough (PBO)	8		a	1522				1540	1549						1624		1649		1723

Operator Days of operation/Notes 1st Class/Reservations/Bus/Ferry Catering facilities	GN □	LE	LE	XC A □◇ ⌘	GN □	LE	LE	EM G ◇	GN □	LE	XC A □◇ ⌘	EM F ◇	GN □	LE	LE	EM H ◇	GN □	LE	
London Liverpool Street (LST)	ⓔ	15	d					1558					1628			1658			1728
London Kings Cross (KGX)	ⓔ	15	d					1612					1642			1712			1742
Ipswich (IPS)			d					1558											
Stansted Airport (SSD)	←		d													1748			
Audley End (AUD)			d					1630					1730			1750	1802		1830
Whittlesford Parkway (WLF)			d					1639					1739			1758	1809		1839
Cambridge (CBG)			a	1630	1651		1656	1700	1708	1719			1730	1751		1800	1808	1819	1830 1851
Cambridge (CBG)			d	1635	1653		1700	1705	1713	1720			1735	1753	1800	1805	1812	1820	1835 1853
Cambridge North (CMB)			d	1639	1658a			1709	1718a	1725			1739	1758a		1809	1818a	1825	1839 1858a
Waterbeach (WBC)			d	1644				1714					1744			1814			1844
Ely (ELY)	4		a	1653			1659	1714	1725		1736		1753		1814	1825		1836	1853
Ely (ELY)	4		d	1656			1700	1715			1737	1751	1756	1815	1822			1837	1849 1856
Littleport (LTP)			d	1706e									1806e						1906e
Downham Market (DOW)			d	1715									1815						1915
Watlington (WTG)			d	1721									1821						1921
Kings Lynn (KLN)			a	1730									1830						1930
Shippea Hill (SPP)			d																
Lakenheath (LAK)			d																
Brandon (BND)			d							1753						1853			
Thetford (TTF)			d							1801				1843		1900			
Harling Road (HRD)			d																
Eccles Road (ECS)			d																
Attleborough (ATL)			d							1816								1915	
Spooner Row (SPN)			d																
Wymondham (WMD)			d							1824								1922	
Norwich (NRW)			a							1839					1917			1936	
Manea (MNE)			d					1712							1826				
March (MCH)			d					1720	1732						1834				1907
Whittlesea (WLE)			d					1731											
Peterborough (PBO)	8		a					1740	1750						1824			1851	1925

NOTES (see introductory pages for explanation of train operator codes and standard symbols)

- a Arrival time
- d Departure time
- e Arrives 3 minutes earlier
- G To Manchester Piccadilly
- H To Sheffield

- A To Birmingham New Street
- B To Liverpool Lime Street
- F From Liverpool Lime Street

London, Stansted Airport and Cambridge to Ely, Kings Lynn, Norwich and Peterborough

Saturdays

Operator Days of operation/Notes 1st Class/Reservations/Bus/Ferry	LE	XC A ◇	EM F ◇	GN □	LE	LE	GN	LE	XC A ◇	EM F ◇	GN	LE	LE	GN	LE	LE	EM J ◇	GN □
London Liverpool Street (LST) 15 d					1758			1828				1858			1928			
London Kings Cross (KGX) 15 d				1812			1842				1912			1939				2009
Ipswich (IPS)	d	1758														2000		
Stansted Airport (SSD) ← d		1827			1848								1948					
Audley End (AUD)	d				1850	1902		1930				1950	2002		2030			
Whittlesford Parkway (WLF)	d				1858	1910		1939				1958	2009		2039			
Cambridge (CBG)	a	1856		1900	1908	1920	1930	1951			2003	2008	2019	2031	2051			2101
Cambridge (CBG)	d			1900	1905	1913	1921	1935	1953	2000		2005	2013	2020	2035	2053		2105
Cambridge North (CMB)	d				1909	1918a	1925	1939	1958a			2009	2018a	2025	2039	2058a		2109
Waterbeach (WBC)	d				1914			1944				2014			2044			2114
Ely (ELY) 4 a	1859	1915		1923		1937	1953		2014			2023		2036	2053		2058	2123
Ely (ELY) 4 d	1900	1915	1923	1926		1937	1956		2015	2018		2024		2037	2055		2059	2109
Littleport (LTP)	d				1933			2006e				2036f			2106c			2136e
Downham Market (DOW)	d				1944			2015				2045			2115			2145
Watlington (WTG)	d				1950			2021				2051			2121			2151
Kings Lynn (KLN)	a				1959			2030				2100			2130			2200
Shippea Hill (SPP)	d																	
Lakenheath (LAK)	d						1953							2053				
Brandon (BND)	d						2001							2100				
Thetford (TTF)	d			1944						2040								
Harling Road (HRD)	d																	
Eccles Road (ECS)	d																	
Attleborough (ATL)	d					2016								2115				
Spooner Row (SPN)	d																	
Wymondham (WMD)	d					2023								2122				
Norwich (NRW)	a			2014		2036				2109				2136				
Manea (MNE)	d	1911															2110	
March (MCH)	d	1920	1932						2032								2119	
Whittlesea (WLE)	d	1931															2130	
Peterborough (PBO) 8 a	1940	1949							2049								2139	2144

Operator Days of operation/Notes 1st Class/Reservations/Bus/Ferry	LE	LE	GN □	LE	EM F ◇	GN □	LE	GN □	LE	LE	GN □	GN □	LE	GN □	
London Liverpool Street (LST) 15 d	1958			2028			2058			2128			2228		
London Kings Cross (KGX) 15 d			2039			2109		2139			2209	2239		2309	
Ipswich (IPS)	d														
Stansted Airport (SSD) ← d		2048							2210						
Audley End (AUD)	d	2050	2102		2130		2150		2225	2230			2330		
Whittlesford Parkway (WLF)	d	2058	2109		2139		2158		2233	2239			2339		
Cambridge (CBG)	a	2108	2119	2130	2151		2200	2208	2230	2244	2250	2302	2330	2350	0002
Cambridge (CBG)	d	2113	2120	2135	2153		2205	2213	2235	2255	2259	2305	2335	2352	0005
Cambridge North (CMB)	d	2118a	2125	2139	2158a		2209	2218a	2239	2259	2304a	2309	2339	2357a	0009
Waterbeach (WBC)	d			2144			2214		2244			2314	2344		0014
Ely (ELY) 4 a		2136	2153			2225		2253	2311			2325	2353		0023
Ely (ELY) 4 d		2137	2156		2217			2256	2311			2355		0025	
Littleport (LTP)	d				2206e			2303				0002		0032	
Downham Market (DOW)	d				2215			2312				0011		0041	
Watlington (WTG)	d				2221			2318				0017		0047	
Kings Lynn (KLN)	a				2230			2327				0026		0056	
Shippea Hill (SPP)	d														
Lakenheath (LAK)	d														
Brandon (BND)	d		2153						2327						
Thetford (TTF)	d		2200			2239			2335						
Harling Road (HRD)	d														
Eccles Road (ECS)	d														
Attleborough (ATL)	d		2215			2253			2350						
Spooner Row (SPN)	d														
Wymondham (WMD)	d		2222			2300			2357						
Norwich (NRW)	a		2236			2313			0010						
Manea (MNE)	d														
March (MCH)	d														
Whittlesea (WLE)	d														
Peterborough (PBO) 8 a															









NOTES (see introductory pages for explanation of train operator codes and standard symbols)









- a Arrival time
- d Departure time
- c Arrives 4 minutes earlier
- e Arrives 3 minutes earlier
- f Arrives 5 minutes earlier
  
- A To Birmingham New Street
- F From Liverpool Lime Street
- J To Nottingham



London, Stansted Airport and Cambridge to Ely, Kings Lynn, Norwich and Peterborough

Sundays

Operator Days of operation/Notes 1st Class/Reservations/Bus/Ferry	LE	GN	LE	LE	GN	LE	LE	EM A ◇	LE B	EM C ◇	LE	XC D □◇	GN	LE	LE	EM A ◇	LE	XC D □◇
London Liverpool Street (LST)   d			0742	0827		0857	0927							0957	1028			
London Kings Cross (KGX)   d		0754			0910								1010					
Ipswich (IPS) d									0955									
Stansted Airport (SSD)  d	0818										1009	1027					1109	1127
Audley End (AUD) d	0832		0900	0922		1000	1022				1027			1100	1122		1127	
Whittlesford Parkway (WLF) d	0840		0909	0930		1009	1030				1035			1109	1130		1135	
Cambridge (CBG) a	0850	0858	0921	0940	0958	1020	1040				1044	1055	1058	1120	1140		1144	1155
Cambridge (CBG) d	0851	0903	0923	0941	1003	1023	1041				1050	1059	1103	1123	1141		1150	1159
Cambridge North (CMB) d	0855	0908	0928a	0947a	1007	1028a	1047a				1054		1107	1128a	1147a		1154	
Waterbeach (WBC) d		0913			1012								1112					
Ely (ELY)  a	0907	0922			1021				1052		1106	1114	1121				1206	1214
Ely (ELY)  d	0908	0923			1022			1049	1053	1057	1107	1115	1122			1150	1207	1215
Littleport (LTP) d		0930			1029								1129					
Downham Market (DOW) d		0939			1038								1138					
Watlington (WTG) d		0945			1044								1144					
Kings Lynn (KLN) a		0954			1053								1153					
Shippea Hill (SPP) d																		
Lakenheath (LAK) d	0921										1120							
Brandon (BND) d	0926									1113	1126						1223	
Thetford (TTF) d	0934									1122	1133						1231	
Harling Road (HRD) d																		
Eccles Road (ECS) d																		
Attleborough (ATL) d	0949									1136	1148						1246	
Spooner Row (SPN) d																		
Wymondham (WMD) d	0956									1143	1155						1253	
Norwich (NRW) a	1013									1158	1213						1313	
Manea (MNE) d									1105									
March (MCH) d									1113			1132						1232
Whittlesea (WLE) d									1124									
Peterborough (PBO)  a								1121	1133			1149				1223		1249

Operator Days of operation/Notes 1st Class/Reservations/Bus/Ferry Catering facilities	GN	LE	LE	LE	LE	XC D □◇ ⌘	GN	LE	LE	EM E ◇	LE	XC D □◇	EM E ◇	GN	LE	LE	EM A ◇	LE
London Liverpool Street (LST)   d		1057	1128					1157	1228						1257	1328		
London Kings Cross (KGX)   d	1110						1210							1310				
Ipswich (IPS) d				1155														1355
Stansted Airport (SSD)  d					1209	1227					1309	1327						
Audley End (AUD) d		1200	1222		1226			1300	1322		1326				1400	1422		
Whittlesford Parkway (WLF) d		1209	1229		1234			1309	1329		1334				1409	1429		
Cambridge (CBG) a	1158	1220	1240		1244	1255	1258	1320	1340		1344	1355		1358	1420	1440		
Cambridge (CBG) d	1203	1223	1241		1250	1259	1303	1323	1341		1350	1359		1403	1423	1441		
Cambridge North (CMB) d	1207	1228a	1247a		1254		1307	1328a	1347a		1354			1407	1428a	1447a		
Waterbeach (WBC) d	1212						1312							1412				
Ely (ELY)  a	1221			1251	1306	1314	1321				1406	1414		1421				1451
Ely (ELY)  d	1222			1253	1307	1315	1322		1334	1407	1415	1419		1422			1442	1453
Littleport (LTP) d	1229						1329							1429				
Downham Market (DOW) d	1238						1338							1438				
Watlington (WTG) d	1244						1344							1444				
Kings Lynn (KLN) a	1253						1353							1453				
Shippea Hill (SPP) d																		
Lakenheath (LAK) d					1320													
Brandon (BND) d					1326					1423		1438						
Thetford (TTF) d					1333				1355	1431		1446						
Harling Road (HRD) d																		
Eccles Road (ECS) d																		
Attleborough (ATL) d					1348					1446		1500						
Spooner Row (SPN) d																		
Wymondham (WMD) d					1355					1453		1509						
Norwich (NRW) a					1413				1426	1513		1524						
Manea (MNE) d				1304														1504
March (MCH) d				1313		1332					1432							1513
Whittlesea (WLE) d				1324														1524
Peterborough (PBO)  a				1333		1349					1449						1515	1533

NOTES (see introductory pages for explanation of train operator codes and standard symbols)

- a Arrival time
- d Departure time
  
- A To Liverpool Lime Street
- B From Colchester
- C From Nottingham
- D To Birmingham New Street
- E From Sheffield

London, Stansted Airport and Cambridge to Ely, Kings Lynn, Norwich and Peterborough

Sundays

Operator Days of operation/Notes 1st Class/Reservations/Bus/Ferry Catering facilities	LE	XC D I◇	GN I	LE	LE	EM E ◇	EM A ◇	LE	XC D I◇	GN I	LE	LE	EM F ◇	LE	LE	XC D I◇	GN I	LE
London Liverpool Street (LST) ① 15 d				1357	1428						1457	1528						1557
London Kings Cross (KGX) ① 15 d			1410							1510								1610
Ipswich (IPS) d													1555					
Stansted Airport (SSD) ← d	1409	1427						1509	1527							1609	1627	
Audley End (AUD) d	1426			1500	1522			1526			1600	1622				1626		1700
Whittlesford Parkway (WLF) d	1434			1509	1529			1534			1609	1629				1634		1709
Cambridge (CBG) a	1444	1455	1458	1520	1540			1544	1555	1558	1620	1640				1644	1655	1658
Cambridge (CBG) d	1450	1459	1503	1523	1541			1550	1559	1603	1623	1641				1650	1659	1703
Cambridge North (CMB) d	1454		1507	1528a	1547a			1554		1607	1628a	1647a				1654		1707
Waterbeach (WBC) d			1512							1612								1712
Ely (ELY) 4 a	1506	1514	1521					1606	1614	1621			1651	1706	1714			1721
Ely (ELY) 4 d	1507	1515	1522			1529	1548	1607	1615	1622			1636	1653	1707	1715		1722
Littleport (LTP) d			1529							1629								1729
Downham Market (DOW) d			1538							1638								1738
Watlington (WTG) d			1544							1644								1744
Kings Lynn (KLN) a			1553							1653								1753
Shippea Hill (SPP) d																		
Lakenheath (LAK) d								1620										
Brandon (BND) d	1523							1626								1723		
Thetford (TTF) d	1531					1550		1633					1657		1731			
Harling Road (HRD) d																		
Eccles Road (ECS) d																		
Attleborough (ATL) d	1546							1648							1746			
Spooner Row (SPN) d																		
Wymondham (WMD) d	1553							1655							1753			
Norwich (NRW) a	1613					1623		1713					1727		1813			
Manea (MNE) d													1704					
March (MCH) d		1532					1606	1632					1713			1732		
Whittlesea (WLE) d													1724					
Peterborough (PBO) 8 a		1549					1623	1649					1733		1749			

Operator Days of operation/Notes 1st Class/Reservations/Bus/Ferry Catering facilities	LE	EM G ◇	EM H ◇	LE	XC D I◇	GN I	LE	LE	EM G ◇	EM J ◇	LE	LE	XC D I◇	GN I	LE	LE	EM G ◇	EM J ◇
London Liverpool Street (LST) ① 15 d	1628						1657	1728							1757	1828		
London Kings Cross (KGX) ① 15 d						1710								1810				
Ipswich (IPS) d											1755							
Stansted Airport (SSD) ← d				1709	1727							1809	1827					
Audley End (AUD) d	1722			1726			1800	1822				1826			1900	1922		
Whittlesford Parkway (WLF) d	1729			1734			1809	1829				1834			1909	1929		
Cambridge (CBG) a	1740			1744	1755	1758	1820	1840				1844	1855	1858	1920	1940		
Cambridge (CBG) d	1741			1750	1759	1803	1823	1841				1850	1859	1903	1923	1941		
Cambridge North (CMB) d	1747a			1754		1807	1828a	1847a				1854		1907	1928a	1947a		
Waterbeach (WBC) d						1812								1912				
Ely (ELY) 4 a				1806	1814	1821					1851	1906	1914	1921				
Ely (ELY) 4 d		1729	1749	1807	1815	1822			1835	1848	1853	1907	1915	1922			1930	1949
Littleport (LTP) d						1829								1929				
Downham Market (DOW) d						1838								1938				
Watlington (WTG) d						1844								1944				
Kings Lynn (KLN) a						1853								1953				
Shippea Hill (SPP) d																		
Lakenheath (LAK) d																		
Brandon (BND) d				1823								1923						
Thetford (TTF) d		1750		1831					1856			1931					1951	
Harling Road (HRD) d																		
Eccles Road (ECS) d																		
Attleborough (ATL) d				1846								1946						
Spooner Row (SPN) d																		
Wymondham (WMD) d				1853								1953						
Norwich (NRW) a		1824		1913				1927				2013					2024	
Manea (MNE) d											1904							
March (MCH) d					1832						1913		1932					
Whittlesea (WLE) d											1924							
Peterborough (PBO) 8 a			1822		1849					1921	1933		1949					2024

NOTES (see introductory pages for explanation of train operator codes and standard symbols)

- a Arrival time
- d Departure time
- A To Liverpool Lime Street
- D To Birmingham New Street
- E From Sheffield
- F From Manchester Piccadilly
- G From Liverpool Lime Street
- H To Manchester Piccadilly
- J To Nottingham

London, Stansted Airport and Cambridge to Ely, Kings Lynn, Norwich and Peterborough

Sundays

Operator Days of operation/Notes 1st Class/Reservations/Bus/Ferry	LE	XC D I◇	GN I	LE	LE	EM G ◇	LE	GN I	LE	EM J ◇	LE	EM G ◇	GN I	LE	GN I	LE	GN I
London Liverpool Street (LST)   d				1857	1928				1957					2057		2157	
London Kings Cross (KGX)   d			1910					2010					2110		2210		2310
Ipswich (IPS)	d																
Stansted Airport (SSD)  d	1909	1927					2009					2111					
Audley End (AUD)	d	1926		2000	2022		2026		2100		2133			2200		2300	
Whittlesford Parkway (WLF)	d	1934		2009	2029		2034		2109		2141			2209		2309	
Cambridge (CBG)	a	1944	1955	2000	2020	2040	2044	2059	2120		2151		2158	2220	2259	2320	0003
Cambridge (CBG)	d	1950	1959	2003	2023	2041	2048	2103	2123		2154		2203	2226	2303	2323	0005
Cambridge North (CMB)	d	1954		2007	2028a	2047a		2053	2108	2128a		2158		2207	2231a	2307	2328a
Waterbeach (WBC)	d			2012					2112					2212		2312	0014
Ely (ELY)	a	2006	2014	2021			2104	2122			2210			2221		2321	0023
Ely (ELY)	d	2007	2015	2022		2036	2105	2122		2146	2211	2219	2222		2322		0025
Littleport (LTP)	d			2029				2129						2229		2329	0032
Downham Market (DOW)	d			2038				2139						2238		2338	0041
Watlington (WTG)	d			2044				2144						2244		2344	0047
Kings Lynn (KLN)	a			2053				2154						2253		2353	0056
Shippea Hill (SPP)	d																
Lakenheath (LAK)	d																
Brandon (BND)	d	2023					2121				2227						
Thetford (TTF)	d	2031				2057	2128				2234	2241					
Harling Road (HRD)	d																
Eccles Road (ECS)	d																
Attleborough (ATL)	d	2046				2111	2143				2249	2255					
Spooner Row (SPN)	d																
Wymondham (WMD)	d	2053				2118	2150				2256	2302					
Norwich (NRW)	a	2109				2133	2205				2313	2317					
Manea (MNE)	d																
March (MCH)	d		2032														
Whittlesea (WLE)	d																
Peterborough (PBO)	a		2049							2219							

NOTES (see introductory pages for explanation of train operator codes and standard symbols)

- a Arrival time
- d Departure time
- D To Birmingham New Street
- G From Liverpool Lime Street
- J To Nottingham

Peterborough, Norwich, Kings Lynn and Ely to Cambridge, Stansted Airport and London

**Mondays to Fridays**

Operator Days of operation/Notes 1st Class/Reservations/Bus/Ferry	GN	GN	LE	GN	LE	LE	GN	EM	LE	EM	GN	LE	LE	GN	EM	XC	LE	EM	
	□	□		□			□	A ◇		B ◇	□			□	A ◇	C □◇		B ◇	
Peterborough (PBO)	8	d								0627								0713	0738
Whittlesea (WLE)		d																0721	
March (MCH)		d								0644								0733	0755
Manea (MNE)		d																0740	
Norwich (NRW)		d					0533		0549				0633		0651				
Wymondham (WMD)		d				0545		0601					0645						
Spooner Row (SPN)		d																	
Attleborough (ATL)		d				0552		0609					0652						
Eccles Road (ECS)		d																	
Harling Road (HRD)		d																	
Thetford (TTF)		d				0606		0623					0706		0723c				
Brandon (BND)		d				0614							0714						
Lakenheath (LAK)		d																	
Shippea Hill (SPP)		d																	
Kings Lynn (KLN)		d	0444	0514		0540		0610					0640				0710		
Watlington (WTG)		d	0451	0521		0547		0617					0647				0717		
Downham Market (DOW)		d	0458	0528		0554		0624					0654				0724		
Littleport (LTP)		d	0508	0538		0604		0634					0704				0734		
Ely (ELY)	4	a	0516	0546		0612		0630	0642	0645		0702	0712		0730	0742	0745	0753	0812
Ely (ELY)	4	d	0518	0548	0552	0614		0632	0644		0650		0714	0728	0734	0744		0753	0759
Waterbeach (WBC)		d	0527	0557	0602	0623			0653		0700		0723			0753			0809
Cambridge North (CMB)		d	0532	0602	0607	0628	0638	0644	0658		0705		0728	0741	0747	0758			0814
Cambridge (CBG)		a	0537	0607	0612	0633	0644	0650	0703		0710		0733	0746	0753	0803		0808	0819
Cambridge (CBG)		d	0539	0609	0615	0639	0645		0709		0715		0739	0750		0809		0811	0820
Whittlesford Parkway (WLF)		a			0622		0652				0722			0759					0829
Audley End (AUD)		a			0630		0700				0730			0809					0839
Stansted Airport (SSD)	←	a																0841	
Ipswich (IPS)		a																	
London Kings Cross (KGX)	⊖ 15	a	0632	0702		0732		0802					0832			0902			
London Liverpool Street (LST)	⊖ 15	a			0725		0755					0825			0920				0950

Operator Days of operation/Notes 1st Class/Reservations/Bus/Ferry Catering facilities	GN	LE	LE	GN	EM	XC	LE	GN	EM	LE	LE	GN	EM	XC	LE	EM	GN	LE	
	□			□	A ◇	C □◇ ⌘		□	D ◇			□	A ◇	C □◇ ⌘		D ◇	□		
Peterborough (PBO)	8	d			0750		0819		0843					0919		0940			
Whittlesea (WLE)		d			0758														
March (MCH)		d			0809		0835							0935					
Manea (MNE)		d			0817														
Norwich (NRW)		d	0726			0755				0833			0856						0927
Wymondham (WMD)		d	0738							0845									0939
Spooner Row (SPN)		d																	
Attleborough (ATL)		d	0745							0852									0946
Eccles Road (ECS)		d																	
Harling Road (HRD)		d																	
Thetford (TTF)		d	0759			0825				0906			0924						1000
Brandon (BND)		d	0807							0914									1008
Lakenheath (LAK)		d																	
Shippea Hill (SPP)		d																	
Kings Lynn (KLN)		d	0742			0812			0842										0942
Watlington (WTG)		d	0749			0819			0849										0949
Downham Market (DOW)		d	0756			0826			0856										0956
Littleport (LTP)		d	0806			0836			0906										1006
Ely (ELY)	4	a	0815	0824	0829	0846	0849	0852		0914	0917	0930		0949	0952		1013	1016	1027
Ely (ELY)	4	d	0816	0825	0830	0848		0853		0916		0931		0948	0954			1018	1028
Waterbeach (WBC)		d	0825	0835		0857			0925			0957							1027
Cambridge North (CMB)		d	0830	0840		0902		0913	0930	0944	0953	1002		1011	1013		1032	1040	
Cambridge (CBG)		a	0835	0847		0907		0910	0919	0949	0959	1007		1011	1019		1037	1045	
Cambridge (CBG)		d	0837			0909		0911	0920	0937		0950	1003	1014		1020	1044	1048	
Whittlesford Parkway (WLF)		a						0929		0957	1011				1029			1055	
Audley End (AUD)		a						0939		1006	1019				1039			1105	
Stansted Airport (SSD)	←	a					0941			1024								1124	
Ipswich (IPS)		a			0925														
London Kings Cross (KGX)	⊖ 15	a	0932			1004			1032				1102					1132	
London Liverpool Street (LST)	⊖ 15	a						1045				1115				1145			

NOTES (see introductory pages for explanation of train operator codes and standard symbols)

- a Arrival time
- d Departure time
- c Arrives 4 minutes earlier
- A To Liverpool Lime Street
- B From Nottingham
- C From Birmingham New Street
- D From Sheffield

Peterborough, Norwich, Kings Lynn and Ely to Cambridge, Stansted Airport and London

**Mondays to Fridays**

Operator Days of operation/Notes 1st Class/Reservations/Bus/Ferry Catering facilities	LE	LE	GN	EM A ◇	XC E ◇	GN	LE	GN	EM F ◇	LE	LE	EM A ◇	GN	LE	EM F ◇	GN	LE	LE	
Peterborough (PBO)	8	d	0950						1013										1150
Whittlesea (WLE)		d	0958																1158
March (MCH)		d	1009						1030										1209
Manea (MNE)		d	1017						1037										1217
Norwich (NRW)		d			0955						1033		1056						1127
Wymondham (WMD)		d									1045								1140
Spooner Row (SPN)		d																	
Attleborough (ATL)		d									1052								1147
Eccles Road (ECS)		d																	
Harling Road (HRD)		d																	
Thetford (TTF)		d			1024						1106		1124						1201
Brandon (BND)		d									1114								1209
Lakenheath (LAK)		d																	
Shippea Hill (SPP)		d																	
Kings Lynn (KLN)		d							1042										1142
Wattlington (WTG)		d							1049										1149
Downham Market (DOW)		d							1056										1156
Littleport (LTP)		d							1106										1206
Ely (ELY)	4	a	1031		1046	1051			1114	1119	1131		1146		1213	1217	1226	1230	
Ely (ELY)	4	d	1032		1046	1053			1118		1131		1153			1218	1227	1232	
Waterbeach (WBC)		d			1056				1127				1203			1227			
Cambridge North (CMB)		d		1053	1101			1113	1132	1143	1153		1203	1213		1232	1239		
Cambridge (CBG)		a		1059	1105		1108	1119	1137	1149	1200		1212	1219		1237	1244		
Cambridge (CBG)		d		1103	1114		1111	1114	1120	1144		1150	1203	1214	1220	1244	1248		
Whittlesford Parkway (WLF)		a		1111					1129			1157	1211		1229		1256		
Audley End (AUD)		a		1119					1139			1206	1219		1239		1305		
Stansted Airport (SSD)	←	a					1141					1224					1324		
Ipswich (IPS)		a	1128															1328	
London Kings Cross (KGX)	↻	15	a				1202		1234				1302			1332			
London Liverpool Street (LST)	↻	15	a					1245				1315		1345					

Operator Days of operation/Notes 1st Class/Reservations/Bus/Ferry Catering facilities	LE	EM A ◇	XC C ◇	GN	LE	GN	EM F ◇	LE	LE	EM A ◇	XC C ◇	GN	LE	EM F ◇	GN	LE	LE	LE
Peterborough (PBO)	8	d									1316			1341				1350
Whittlesea (WLE)		d																1358
March (MCH)		d			1232						1332							1409
Manea (MNE)		d																1417
Norwich (NRW)		d		1156					1228		1256							1327
Wymondham (WMD)		d							1240									1339
Spooner Row (SPN)		d																
Attleborough (ATL)		d							1247									1346
Eccles Road (ECS)		d																
Harling Road (HRD)		d																
Thetford (TTF)		d		1224					1301		1324							1400
Brandon (BND)		d							1309									1408
Lakenheath (LAK)		d																
Shippea Hill (SPP)		d																
Kings Lynn (KLN)		d					1242											1342
Wattlington (WTG)		d					1249											1349
Downham Market (DOW)		d					1256											1356
Littleport (LTP)		d					1306											1406
Ely (ELY)	4	a		1246	1249		1316	1321	1325		1346	1349		1413	1416	1425	1431	
Ely (ELY)	4	d			1250	1253	1318		1327		1350	1353			1418	1426	1431	
Waterbeach (WBC)		d				1303	1327					1403			1427			
Cambridge North (CMB)		d	1253			1308	1313	1332	1339	1353		1408	1413		1432	1439	1453	
Cambridge (CBG)		a	1259		1305	1312	1319	1337	1344	1359		1408	1412	1419	1437	1444	1459	
Cambridge (CBG)		d	1303		1311	1314	1320	1344	1348	1403		1414	1420		1444	1448	1503	
Whittlesford Parkway (WLF)		a	1311				1329		1355	1411			1429		1455		1511	
Audley End (AUD)		a	1319				1339		1405	1419			1439		1505		1519	
Stansted Airport (SSD)	←	a			1341				1424						1524			
Ipswich (IPS)		a															1526	
London Kings Cross (KGX)	↻	15	a			1402		1433				1502			1532			
London Liverpool Street (LST)	↻	15	a	1415			1445			1515			1545					1615

NOTES (see introductory pages for explanation of train operator codes and standard symbols)

- a Arrival time
- d Departure time
- A To Liverpool Lime Street
- C From Birmingham New Street
- E From Bristol Temple Meads
- F From Liverpool Lime Street

Peterborough, Norwich, Kings Lynn and Ely to Cambridge, Stansted Airport and London

**Mondays to Fridays**

Operator Days of operation/Notes 1st Class/Reservations/Bus/Ferry Catering facilities	EM A ◇	XC C 1◇ ⌘	GN 1	LE	EM F ◇	GN 1	LE	LE	EM A ◇	XC C 1◇ ⌘	GN 1	LE	EM F ◇	GN 1	LE	LE	LE	EM A ◇
Peterborough (PBO)	8	d	1416		1441					1516			1541				1550	
Whittlesea (WLE)	d																1558	
March (MCH)	d		1432							1532							1609	
Manea (MNE)	d																1617	
Norwich (NRW)	d	1354						1427	1456							1527		1548
Wymondham (WMD)	d							1439								1539		
Spooner Row (SPN)	d																	
Attleborough (ATL)	d							1446								1546		1604
Eccles Road (ECS)	d																	1609
Harling Road (HRD)	d																	1614
Thetford (TTF)	d	1422						1500	1524							1600		1623
Brandon (BND)	d							1508								1608		
Lakenheath (LAK)	d																	
Shippea Hill (SPP)	d																	
Kings Lynn (KLN)	d					1442										1542		
Wattlington (WTG)	d					1449										1549		
Downham Market (DOW)	d					1456										1556		
Littleport (LTP)	d					1506										1606		
Ely (ELY)	4	a	1445	1449		1513	1516	1524		1546	1549			1614	1617	1627	1631	1645
Ely (ELY)	4	d	1450	1453		1518	1527			1550	1553				1618	1627	1631	
Waterbeach (WBC)	d			1503		1527					1603				1627			
Cambridge North (CMB)	d			1508	1513	1532	1539	1543			1608	1613			1632	1639		1643
Cambridge (CBG)	a			1505	1512	1519	1537	1544	1549		1608	1612	1619		1637	1645		1649
Cambridge (CBG)	d			1511	1514	1520		1544	1547	1550		1614	1620		1644	1647		1650
Whittlesford Parkway (WLF)	a					1529			1555	1559			1629			1655		1659
Audley End (AUD)	a					1539			1604	1609			1639			1704		1709
Stansted Airport (SSD)	←	a							1624							1724		
Ipswich (IPS)	a																1727	
London Kings Cross (KGX)	⊖	15	a			1602						1702			1732			
London Liverpool Street (LST)	⊖	15	a				1646					1744						1816

Operator Days of operation/Notes 1st Class/Reservations/Bus/Ferry Catering facilities	GN 1	XC C 1◇ ⌘	LE	GN 1	LE	GN 1	EM G ◇	XC C 1◇ ⌘	GN 1	LE	EM F ◇	LE H	LE	GN 1	EM J ◇	XC C 1◇ ⌘	LE	GN 1
Peterborough (PBO)	8	d	1620					1716			1744	1750					1813	
Whittlesea (WLE)	d							1724				1758						
March (MCH)	d		1636					1735				1809					1829	
Manea (MNE)	d							1742				1817					1837	
Norwich (NRW)	d				1627		1656						1727		1750			
Wymondham (WMD)	d				1639		1709						1739		1803			
Spooner Row (SPN)	d				1643								1743					
Attleborough (ATL)	d				1648								1748		1810			
Eccles Road (ECS)	d												1754					
Harling Road (HRD)	d												1759					
Thetford (TTF)	d				1702		1727						1809		1824			
Brandon (BND)	d				1710								1817					
Lakenheath (LAK)	d																	
Shippea Hill (SPP)	d																	
Kings Lynn (KLN)	d				1640		1710			1740					1810			1840
Wattlington (WTG)	d				1647		1717			1747					1817			1847
Downham Market (DOW)	d				1654		1724			1754					1824			1854
Littleport (LTP)	d				1704		1734			1804					1834			1904
Ely (ELY)	4	a	1653		1716	1726	1744	1749	1756	1814		1817	1829	1835	1843	1846	1849	1916
Ely (ELY)	4	d	1648	1654		1718	1727	1746		1758	1818		1831	1838	1846		1853	1918
Waterbeach (WBC)	d	1658				1727		1755		1827					1855			1927
Cambridge North (CMB)	d	1703		1713	1732	1739	1800			1832	1842			1850	1900		1913	1932
Cambridge (CBG)	a	1707	1710	1719	1737	1744	1805		1813	1837	1848			1856	1905		1908	1919
Cambridge (CBG)	d	1709	1711	1720	1740		1807			1844	1849				1907		1911	1920
Whittlesford Parkway (WLF)	a					1729					1858							1929
Audley End (AUD)	a					1739					1908							1939
Stansted Airport (SSD)	←	a															1941	
Ipswich (IPS)	a											1927						
London Kings Cross (KGX)	⊖	15	a	1802		1832		1902		1932					2002			2032
London Liverpool Street (LST)	⊖	15	a			1845					2015							2045

NOTES (see introductory pages for explanation of train operator codes and standard symbols)

- a Arrival time
- d Departure time
- A To Liverpool Lime Street
- C From Birmingham New Street
- F From Liverpool Lime Street
- G To Manchester Piccadilly
- H To Colchester
- J To Sheffield

Peterborough, Norwich, Kings Lynn and Ely to Cambridge, Stansted Airport and London

**Mondays to Fridays**

Operator Days of operation/Notes 1st Class/Reservations/Bus/Ferry	EM F ◇	LE	XC C □◇	LE	GN □	XC C □◇	GN □	LE	EM F ◇	GN □	LE	LE H	LE	GN □	XC C □◇	GN □	EM K ◇	LE	
Peterborough (PBO)	8	d	1845			1900			1916			1941			1950			2016	
Whittlesea (WLE)		d											1958						
March (MCH)		d	1902			1916			1932						2009			2032	
Manea (MNE)		d											2017						
Norwich (NRW)		d		1823									1928						2008
Wymondham (WMD)		d		1835									1940						
Spooner Row (SPN)		d																	
Attleborough (ATL)		d		1842									1947						
Eccles Road (ECS)		d																	
Harling Road (HRD)		d																	
Thetford (TTF)		d											2001						2036
Brandon (BND)		d		1856									2009						
Lakenheath (LAK)		d		1904															
Shippea Hill (SPP)		d																	
Kings Lynn (KLN)		d						1910							2010				
Wattlington (WTG)		d						1917							2017				
Downham Market (DOW)		d						1924							2024				
Littleport (LTP)		d						1934							2034				
Ely (ELY)	4	a	1919	1922	1934			1942	1952			2013	2016	2027	2031		2045	2049	2058
Ely (ELY)	4	d		1926	1939			1946	1953		2000	2018	2028	2032		2046	2053		
Waterbeach (WBC)		d						1955				2027			2055				
Cambridge North (CMB)		d		1940		1953		2000		2013		2032	2040		2053	2100			2113
Cambridge (CBG)		a		1946	1956	1959	2000	2005	2008	←	2019	2037	2045		2059	2105	2108	←	2119
Cambridge (CBG)		d				2002	2014			2014	2020		2044	2048		2103	2114	2111	2114
Whittlesford Parkway (WLF)		a				2010	→				2029			2055		2111	→		2129
Audley End (AUD)		a				2018					2039			2105		2119			2139
Stansted Airport (SSD)	←	a												2124				2141	
Ipswich (IPS)		a											2128						
London Kings Cross (KGX)	↻	15	a							2102				2132					2202
London Liverpool Street (LST)	↻	15	a				2115				2145					2215			2245

Operator Days of operation/Notes 1st Class/Reservations/Bus/Ferry	GN □	LE	XC C □◇	GN □	LE	LE	EM F ◇	GN □	LE H	LE	GN □	XC C □◇	GN □	LE		
Peterborough (PBO)	8	d					2140		2146			2219				
Whittlesea (WLE)		d							2154							
March (MCH)		d							2205			2236				
Manea (MNE)		d							2213							
Norwich (NRW)		d				2112								2240		
Wymondham (WMD)		d				2124								2252		
Spooner Row (SPN)		d														
Attleborough (ATL)		d				2131								2259		
Eccles Road (ECS)		d														
Harling Road (HRD)		d														
Thetford (TTF)		d					2145							2313		
Brandon (BND)		d					2153							2321		
Lakenheath (LAK)		d														
Shippea Hill (SPP)		d														
Kings Lynn (KLN)		d	2042					2142						2242		
Wattlington (WTG)		d	2049					2149						2249		
Downham Market (DOW)		d	2056					2156						2256		
Littleport (LTP)		d	2106					2206						2306		
Ely (ELY)	4	a	2115		2149		2209	2212	2215	2225			2253	2314	2337	
Ely (ELY)	4	d	2118		2150	2153		2210		2218	2226		2248	2253	2318	2338
Waterbeach (WBC)		d	2127			2203				2227			2258		2327	
Cambridge North (CMB)		d	2132	2153		2208	2213	2222		2232		2243	2303		2332	2350
Cambridge (CBG)		a	2137	2159	2206	2212	2219	2227		2237		2248	2307	2310	2337	2356
Cambridge (CBG)		d	2144	2203	2211	2214	2220		2244		2250	2310			2353	
Whittlesford Parkway (WLF)		a		2211			2230						2259			
Audley End (AUD)		a		2219			2240						2309			
Stansted Airport (SSD)	←	a				2241										
Ipswich (IPS)		a								2321						
London Kings Cross (KGX)	↻	15	a	2232			2302			2332			0002		0109	
London Liverpool Street (LST)	↻	15	a		2315			2347				0018				

NOTES (see introductory pages for explanation of train operator codes and standard symbols)

- a Arrival time
- d Departure time
- C From Birmingham New Street
- F From Liverpool Lime Street
- H To Colchester
- K To Nottingham

Peterborough, Norwich, Kings Lynn and Ely to Cambridge, Stansted Airport and London

Saturdays

Operator Days of operation/Notes 1st Class/Reservations/Bus/Ferry	GN I	GN I	LE	GN I	LE	EM A ◇	GN I	EM B ◇	LE	GN I	LE	LE	EM A ◇	GN I	XC C I◇	GN I	LE	EM B ◇
Peterborough (PBO)	8	d						0627							0713			0736
Whittlesea (WLE)		d													0721			
March (MCH)		d						0644							0732			0755
Manea (MNE)		d													0739			
Norwich (NRW)		d				0527	0548					0627	0650					
Wymondham (WMD)		d				0539	0600					0639						
Spooner Row (SPN)		d																
Attleborough (ATL)		d				0546	0608					0646						
Eccles Road (ECS)		d																
Harling Road (HRD)		d																
Thetford (TTF)		d				0600	0622					0700	0718					
Brandon (BND)		d				0608						0708						
Lakenheath (LAK)		d																
Shippea Hill (SPP)		d																
Kings Lynn (KLN)		d				0542						0642						
Wattlington (WTG)		d				0549						0649						
Downham Market (DOW)		d				0556						0656						
Littleport (LTP)		d				0606						0706						
Ely (ELY)	4	a				0614	0625	0645		0704		0716	0724		0740		0753	0813
Ely (ELY)	4	d	0517	0553		0618	0627		0653			0718	0727		0747		0753	
Waterbeach (WBC)		d	0526	0603		0627			0703			0727			0757			
Cambridge North (CMB)		d	0531	0608	0613	0632	0639		0708	0713	0732	0739	0753		0802			0813
Cambridge (CBG)		a	0536	0612	0619	0637	0647		0712	0719	0737	0744	0759		0806	0809	←	0819
Cambridge (CBG)		d	0537	0614	0620	0644	0649		0714	0720	0744	0748	0803		0814	0811	0814	0820
Whittlesford Parkway (WLF)		a				0629	0656			0729		0755	0811		→			0829
Audley End (AUD)		a				0639	0706			0739		0805	0819					0839
Stansted Airport (SSD)	←	a					0724					0824				0841		
Ipswich (IPS)		a																
London Kings Cross (KGX)	15	a	0632	0702		0732			0802			0832					0902	
London Liverpool Street (LST)	15	a			0745						0845			0915				0945

Operator Days of operation/Notes 1st Class/Reservations/Bus/Ferry Catering facilities	GN I	LE	LE	LE	EM A ◇	XC C I◇ ⌘	GN I	LE	GN I	EM D ◇	LE	LE	EM A ◇	GN I	XC C I◇ ⌘	LE	GN I	EM D ◇	
Peterborough (PBO)	8	d			0750					0842					0916			0945	
Whittlesea (WLE)		d			0758														
March (MCH)		d			0809										0932				
Manea (MNE)		d			0817														
Norwich (NRW)		d	0727			0755						0827	0853						
Wymondham (WMD)		d	0739									0839							
Spooner Row (SPN)		d																	
Attleborough (ATL)		d										0846							
Eccles Road (ECS)		d																	
Harling Road (HRD)		d																	
Thetford (TTF)		d										0900	0921						
Brandon (BND)		d										0908							
Lakenheath (LAK)		d																	
Shippea Hill (SPP)		d																	
Kings Lynn (KLN)		d	0742							0842					0912			0942	
Wattlington (WTG)		d	0749							0849					0920			0949	
Downham Market (DOW)		d	0756							0856					0927			0956	
Littleport (LTP)		d	0806							0906					0936			1006	
Ely (ELY)	4	a	0816	0826	0830		0845	0849		0914	0919	0924		0943	0946	0952		1015	1018
Ely (ELY)	4	d	0818	0827	0831		0850	0853		0918		0927			0947	0955		1018	
Waterbeach (WBC)		d	0827					0903		0927					0956			1027	
Cambridge North (CMB)		d	0832	0839		0853		0908	0913	0932		0939	0953		1001	1013		1032	
Cambridge (CBG)		a	0837	0844		0859		0905	0912	0919	0937		0944	0959	1006	1011	1019	1037	
Cambridge (CBG)		d	0844	0848		0903		0911	0914	0920	0944		0948	1003	1014		1020	1044	
Whittlesford Parkway (WLF)		a		0855		0911			0929			0955	1011				1029		
Audley End (AUD)		a		0905		0919			0939			1005	1019				1039		
Stansted Airport (SSD)	←	a		0924				0941				1024							
Ipswich (IPS)		a			0927														
London Kings Cross (KGX)	15	a	0932					1002		1032					1102			1132	
London Liverpool Street (LST)	15	a				1015				1045			1115			1145			

NOTES (see introductory pages for explanation of train operator codes and standard symbols)

- a Arrival time
- d Departure time
- A To Liverpool Lime Street
- B From Nottingham
- C From Birmingham New Street
- D From Sheffield



Peterborough, Norwich, Kings Lynn and Ely to Cambridge, Stansted Airport and London

Saturdays

Operator Days of operation/Notes 1st Class/Reservations/Bus/Ferry Catering facilities	LE	LE	LE	EM A ◇	XC E 1◇ 卐	GN 1	LE	EM F ◇	GN 1	LE	LE	EM A ◇	GN 1	LE	EM F ◇	GN 1	LE	LE		
Peterborough (PBO)	8	d		0950				1016			1040				1141				1150	
Whittlesea (WLE)		d		0958															1158	
March (MCH)		d		1009				1032											1209	
Manea (MNE)		d		1017															1217	
Norwich (NRW)		d	0927			0954						1027		1056					1127	
Wymondham (WMD)		d	0939									1039							1139	
Spooner Row (SPN)		d																		
Attleborough (ATL)		d	0946									1046							1146	
Eccles Road (ECS)		d																		
Harling Road (HRD)		d																		
Thetford (TTF)		d	1000			1022						1100		1124					1200	
Brandon (BND)		d	1008									1108							1208	
Lakenheath (LAK)		d										1113								
Shippea Hill (SPP)		d																		
Kings Lynn (KLN)		d					1012				1042								1142	
Wattlington (WTG)		d					1020				1049								1149	
Downham Market (DOW)		d					1029c				1056								1156	
Littleport (LTP)		d					1039				1106								1206	
Ely (ELY)	4	a	1025	1031		1046	1049	1052		1113	1116	1127		1146			1213	1216	1225	1230
Ely (ELY)	4	d	1027	1031			1050	1053			1118	1127			1153			1218	1227	1231
Waterbeach (WBC)		d					1103				1127				1203			1227		
Cambridge North (CMB)		d	1039		1053		1108	1113		1132	1139	1153		1208	1213		1232	1239		
Cambridge (CBG)		a	1044		1059		1105	1112	1119		1137	1145	1159		1212	1219		1237	1244	
Cambridge (CBG)		d	1048		1103		1111	1114	1120		1144	1148	1203		1214	1220		1244	1248	
Whittlesford Parkway (WLF)		a	1055		1111			1129			1155	1211			1229			1255		
Audley End (AUD)		a	1105		1119			1139			1205	1219			1239			1305		
Stansted Airport (SSD)	←	a	1124				1141				1224							1324		
Ipswich (IPS)		a		1127																1327
London Kings Cross (KGX)	15	a					1205			1232				1302			1332			
London Liverpool Street (LST)	15	a			1215				1245				1315		1345					

Operator Days of operation/Notes 1st Class/Reservations/Bus/Ferry Catering facilities	LE	EM A ◇	XC C 1◇ 卐	GN 1	LE	GN 1	EM B ◇	LE	LE	EM A ◇	XC C 1◇ 卐	GN 1	LE	EM F ◇	GN 1	LE	LE	LE		
Peterborough (PBO)	8	d			1216					1244			1316			1339			1350	
Whittlesea (WLE)		d																	1358	
March (MCH)		d			1232								1332						1409	
Manea (MNE)		d																	1417	
Norwich (NRW)		d		1155					1229		1255							1327		
Wymondham (WMD)		d							1242									1339		
Spooner Row (SPN)		d																		
Attleborough (ATL)		d							1249									1346		
Eccles Road (ECS)		d																		
Harling Road (HRD)		d																		
Thetford (TTF)		d		1223									1304		1323			1400		
Brandon (BND)		d							1312									1408		
Lakenheath (LAK)		d																		
Shippea Hill (SPP)		d																		
Kings Lynn (KLN)		d					1242									1342				
Wattlington (WTG)		d					1249									1349				
Downham Market (DOW)		d					1256									1356				
Littleport (LTP)		d					1306									1406				
Ely (ELY)	4	a		1245	1249		1314	1317	1331		1345	1349		1412	1415	1425	1430			
Ely (ELY)	4	d			1250	1253		1318		1331		1350	1353		1418	1427	1431			
Waterbeach (WBC)		d				1303		1327				1403			1427					
Cambridge North (CMB)		d	1253			1308	1313	1332		1344	1353		1408	1413		1432	1439		1453	
Cambridge (CBG)		a	1259		1305	1312	1319	1337		1349	1359		1408	1412	1419		1437	1444		1459
Cambridge (CBG)		d	1303		1311	1314	1320	1344		1350	1403		1414	1420		1444	1448		1503	
Whittlesford Parkway (WLF)		a	1311				1329			1357	1411			1429			1455		1511	
Audley End (AUD)		a	1319				1339			1406	1419			1439			1505		1519	
Stansted Airport (SSD)	←	a			1341					1424							1524			
Ipswich (IPS)		a																	1527	
London Kings Cross (KGX)	15	a			1402		1432					1502			1532					
London Liverpool Street (LST)	15	a	1415				1445				1515			1545						1615

NOTES (see introductory pages for explanation of train operator codes and standard symbols)

- a Arrival time
- d Departure time
- c Arrives 3 minutes earlier
- E From Gloucester
- F From Liverpool Lime Street
- A To Liverpool Lime Street
- B From Nottingham
- C From Birmingham New Street

Peterborough, Norwich, Kings Lynn and Ely to Cambridge, Stansted Airport and London

Saturdays

Operator Days of operation/Notes 1st Class/Reservations/Bus/Ferry Catering facilities	EM A ◇	XC C ◇	GN I	LE	EM F ◇	GN I	LE	LE	EM A ◇	XC C ◇	GN I	LE	GN I	EM F ◇	LE	LE	LE	EM A ◇
Peterborough (PBO)	8	d	1416			1441				1516				1546			1551	
Whittlesea (WLE)	d																1559	
March (MCH)	d		1432							1532							1610	
Manea (MNE)	d																1618	
Norwich (NRW)	d	1353						1427	1455							1521		1552
Wymondham (WMD)	d							1439								1533		
Spooner Row (SPN)	d																	
Attleborough (ATL)	d							1446								1540		1608
Eccles Road (ECS)	d															1545		
Harling Road (HRD)	d															1549		
Thetford (TTF)	d	1422						1500	1523							1558		1622
Brandon (BND)	d							1508								1606		
Lakenheath (LAK)	d																	
Shippea Hill (SPP)	d															1615		
Kings Lynn (KLN)	d							1442						1542				
Wattlington (WTG)	d							1449						1549				
Downham Market (DOW)	d							1456						1556				
Littleport (LTP)	d							1506						1606				
Ely (ELY)	4	a	1445	1449		1514	1517	1528		1545	1549			1614	1619	1626	1631	1646
Ely (ELY)	4	d	1450	1453		1518	1528			1550	1553			1618		1627	1631	
Waterbeach (WBC)	d			1503		1527					1603			1627				
Cambridge North (CMB)	d			1508	1513	1532	1540	1553			1608	1613		1632		1639	1653	
Cambridge (CBG)	a		1505	1512	1519	1537	1546	1559		1608	1612	1619	1637	1644		1659		
Cambridge (CBG)	d		1511	1514	1520	1544	1548	1603			1614	1620	1644	1648		1703		
Whittlesford Parkway (WLF)	a				1529		1555	1611				1629		1655		1711		
Audley End (AUD)	a				1539		1605	1619				1639		1705		1719		
Stansted Airport (SSD)	←	a	1541				1624							1724				
Ipswich (IPS)	a															1727		
London Kings Cross (KGX)	⊕ 15	a		1602		1632					1702		1732					
London Liverpool Street (LST)	⊕ 15	a			1645			1715				1745						1815

Operator Days of operation/Notes 1st Class/Reservations/Bus/Ferry Catering facilities	XC C ◇	GN I	LE	GN I	LE	LE	EM G ◇	GN I	XC C ◇	LE	GN I	EM F ◇	LE	LE	LE	EM H ◇	XC C ◇	GN I
Peterborough (PBO)	8	d	1616						1716			1745		1751			1816	
Whittlesea (WLE)	d								1724					1759				
March (MCH)	d	1632							1735					1810			1832	
Manea (MNE)	d								1742					1818				
Norwich (NRW)	d					1627		1654					1721			1750		
Wymondham (WMD)	d					1639		1706					1733			1802		
Spooner Row (SPN)	d												1737					
Attleborough (ATL)	d					1646							1742			1809		
Eccles Road (ECS)	d												1747					
Harling Road (HRD)	d												1751					
Thetford (TTF)	d					1700		1724					1800			1823		
Brandon (BND)	d					1708							1808					
Lakenheath (LAK)	d																	
Shippea Hill (SPP)	d																	
Kings Lynn (KLN)	d				1642						1742							
Wattlington (WTG)	d				1649						1749							
Downham Market (DOW)	d				1656						1756							
Littleport (LTP)	d				1706						1806							
Ely (ELY)	4	a	1649		1714	1726		1747		1755		1814	1819	1826	1831		1846	1849
Ely (ELY)	4	d	1650	1653		1718	1727		1752	1759		1818		1827	1831		1850	1853
Waterbeach (WBC)	d				1703	1727			1802			1827						1903
Cambridge North (CMB)	d			1708	1713	1732	1739	1753		1807		1813	1832		1839	1853		1908
Cambridge (CBG)	a	1705	1712	1719	1737	1744	1759		1811	1815	1819	1837		1844	1859		1905	1912
Cambridge (CBG)	d	1711	1714	1720	1744	1748	1803		1814		1820	1844		1848		1903	1911	1914
Whittlesford Parkway (WLF)	a				1729		1755	1811			1829			1855		1911		
Audley End (AUD)	a				1739		1805	1819			1839			1905		1919		
Stansted Airport (SSD)	←	a	1741			1824								1924				1941
Ipswich (IPS)	a													1927				
London Kings Cross (KGX)	⊕ 15	a		1802		1832			1902			1935						2002
London Liverpool Street (LST)	⊕ 15	a			1845			1915				1945				2015		

NOTES (see introductory pages for explanation of train operator codes and standard symbols)

- a Arrival time
- d Departure time
- A To Liverpool Lime Street
- C From Birmingham New Street
- F From Liverpool Lime Street
- G To Manchester Piccadilly
- H To Sheffield

Peterborough, Norwich, Kings Lynn and Ely to Cambridge, Stansted Airport and London

Saturdays

Operator Days of operation/Notes 1st Class/Reservations/Bus/Ferry	LE	GN	EM F ◇	LE	LE	XC C □◇	GN	LE	EM F ◇	GN	LE	LE	LE	GN	XC C □◇	GN	LE	EM K ◇
Peterborough (PBO)			1845			1916			1941				1953		2016			
Whittlesea (WLE)													2001					
March (MCH)			1902			1932							2012		2032			
Manea (MNE)													2020					
Norwich (NRW)				1827								1927						2013
Wymondham (WMD)				1839								1939						
Spooner Row (SPN)																		
Attleborough (ATL)				1846								1946						
Eccles Road (ECS)																		
Harling Road (HRD)																		
Thetford (TTF)													2000					2041
Brandon (BND)				1900									2008					
Lakenheath (LAK)				1908														
Shippea Hill (SPP)																		
Kings Lynn (KLN)		1842										1942			2012			
Wattlington (WTG)		1849										1949			2019			
Downham Market (DOW)		1856										1956			2026			
Littleport (LTP)		1906										2006			2036			
Ely (ELY)	4 a	1914	1919	1926		1949			2014		2017	2026	2032		2045	2049		2103
Ely (ELY)	4 d	1918		1927		1950	1953			2018	2027	2033			2047	2053		
Waterbeach (WBC)		1927					2003			2027					2057			
Cambridge North (CMB)	d	1913	1932	1939	1953		2008	2013		2032	2039		2053	2102				2113
Cambridge (CBG)	a	1919	1937	1944	1959	2005	2012	2019		2037	2044		2100	2106	2109	←		2119
Cambridge (CBG)	d	1920	1944	1948	2003		2014	2020		2044	2048		2103	2114	2111	→	2114	2120
Whittlesford Parkway (WLF)	a	1929		1955	2011			2029			2055		2111					2129
Audley End (AUD)	a	1939		2005	2019			2039			2105		2119					2139
Stansted Airport (SSD)	← a			2024							2124				2141			
Ipswich (IPS)	a												2127					
London Kings Cross (KGX)	↻ 15 a		2032				2102				2132						2202	
London Liverpool Street (LST)	↻ 15 a	2045				2115			2145						2215			2245

Operator Days of operation/Notes 1st Class/Reservations/Bus/Ferry	GN	LE	GN	XC C □◇	GN	LE	LE	EM F ◇	GN	LE	LE	XC C □◇	GN	GN	LE
Peterborough (PBO)				2116				2140			2147		2216		
Whittlesea (WLE)											2155				
March (MCH)				2132							2206		2232		
Manea (MNE)											2214				
Norwich (NRW)							2110								2240
Wymondham (WMD)							2122								2252
Spooner Row (SPN)															
Attleborough (ATL)							2129								2259
Eccles Road (ECS)															
Harling Road (HRD)															
Thetford (TTF)								2143							2313
Brandon (BND)								2151							2321
Lakenheath (LAK)															
Shippea Hill (SPP)															
Kings Lynn (KLN)	d	2042		2112						2142					2258
Wattlington (WTG)	d	2049		2119						2149					2306
Downham Market (DOW)	d	2056		2126						2156					2313
Littleport (LTP)	d	2106		2136						2206					2322
Ely (ELY)	4 a	2114		2145	2149		2207	2213	2216	2227		2249		2331	2337
Ely (ELY)	4 d	2118		2147	2153		2208		2218	2227		2250	2253	2331	2338
Waterbeach (WBC)	d	2127		2157					2227				2303	2341	
Cambridge North (CMB)	d	2132	2153	2202		2213	2220		2232		2243		2308	2346	2350
Cambridge (CBG)	a	2137	2159	2206	2209	←	2219	2225	2237		2249	2305	2312	2350	2355
Cambridge (CBG)	d	2144	2203	2214	2211	2214	2220		2244		2250		2314	2353	
Whittlesford Parkway (WLF)	a		2211	→			2229				2259				
Audley End (AUD)	a		2219				2239				2309				
Stansted Airport (SSD)	← a			2241											
Ipswich (IPS)	a									2322					
London Kings Cross (KGX)	↻ 15 a	2232				2302			2332				0007	0104	
London Liverpool Street (LST)	↻ 15 a		2315			2345					0015				

NOTES (see introductory pages for explanation of train operator codes and standard symbols)

- a Arrival time
- d Departure time
- C From Birmingham New Street
- F From Liverpool Lime Street
- J To Colchester
- K To Nottingham

Peterborough, Norwich, Kings Lynn and Ely to Cambridge, Stansted Airport and London

Sundays

Operator Days of operation/Notes 1st Class/Reservations/Bus/Ferry	GN □	LE	GN □	LE	LE	LE	EM A ◇	EM B ◇	GN □	LE	LE	LE	EM A ◇	GN □	LE	LE	LE	LE	
Peterborough (PBO)	8	d						1019										1144	
Whittlesea (WLE)		d																1152	
March (MCH)		d						1036										1203	
Manea (MNE)		d																1211	
Norwich (NRW)		d			0903		0955			1003			1056		1103				
Wymondham (WMD)		d			0915					1015					1115				
Spooner Row (SPN)		d																	
Attleborough (ATL)		d			0922					1022					1122				
Eccles Road (ECS)		d																	
Harling Road (HRD)		d																	
Thetford (TTF)		d			0936		1023			1036			1124		1136				
Brandon (BND)		d			0944					1044					1144				
Lakenheath (LAK)		d			0949										1149				
Shippea Hill (SPP)		d																	
Kings Lynn (KLN)		d	0825		0925					1025					1125				
Wattlington (WTG)		d	0832		0932					1032					1132				
Downham Market (DOW)		d	0839		0940					1039					1139				
Littleport (LTP)		d	0848		0949					1048					1148				
Ely (ELY)	4	a	0856		0957	1003		1045	1053	1056	1101		1146	1156	1203	1224			
Ely (ELY)	4	d	0857		0958	1003				1057	1103				1157	1203	1227		
Waterbeach (WBC)		d	0906		1007					1106					1206				
Cambridge North (CMB)		d	0911	0942	1012	1016	1023	1042		1111	1115	1123	1142		1211	1216		1223	1242
Cambridge (CBG)		a	0916	0947	1017	1021	1028	1047		1116	1120	1128	1147		1216	1221		1228	1248
Cambridge (CBG)		d	0922	0950	1022	1025	1031	1050		1122	1125	1131	1150		1222	1225		1231	1250
Whittlesford Parkway (WLF)		a		0959		1033	1039	1059			1133	1139	1159		1233			1239	1259
Audley End (AUD)		a		1009		1042	1047	1109			1142	1147	1209		1242			1247	1309
Stansted Airport (SSD)	←	a			1104						1204				1304				
Ipswich (IPS)		a																1324	
London Kings Cross (KGX)	⌚ 15	a	1011		1111					1211					1311				
London Liverpool Street (LST)	⌚ 15	a		1114			1143	1214				1243	1314					1343	1414

Operator Days of operation/Notes 1st Class/Reservations/Bus/Ferry Catering facilities	GN □	LE	EM C ◇	LE	LE	XC D ◇ ⚡	GN □	LE	EM C ◇	LE	EM A ◇	LE	LE	XC D ◇ ⚡	GN □	LE	EM C ◇	LE	
Peterborough (PBO)	8	d			1252				1343	1350				1419				1452	
Whittlesea (WLE)		d								1358									
March (MCH)		d						1335		1409				1435					
Manea (MNE)		d								1417									
Norwich (NRW)		d		1203					1303			1347					1403		
Wymondham (WMD)		d		1215					1315								1415		
Spooner Row (SPN)		d																	
Attleborough (ATL)		d		1222					1322								1422		
Eccles Road (ECS)		d																	
Harling Road (HRD)		d																	
Thetford (TTF)		d		1236					1336			1415					1436		
Brandon (BND)		d		1244					1344								1444		
Lakenheath (LAK)		d																	
Shippea Hill (SPP)		d																	
Kings Lynn (KLN)		d	1225						1325								1425		
Wattlington (WTG)		d	1232						1332								1432		
Downham Market (DOW)		d	1239						1339								1439		
Littleport (LTP)		d	1248						1348								1448		
Ely (ELY)	4	a	1256	1300	1324		1352	1356	1400	1415	1430	1438		1452	1456	1500	1524		
Ely (ELY)	4	d	1257	1303			1353	1357	1403		1431			1453	1457	1503			
Waterbeach (WBC)		d	1306					1406							1506				
Cambridge North (CMB)		d	1311	1315		1323	1342		1411	1415			1423	1442	1511	1515		1523	
Cambridge (CBG)		a	1316	1320		1328	1347	1408	1416	1420			1428	1447	1516	1520		1528	
Cambridge (CBG)		d	1322	1325		1331	1350	1415	1422	1425			1431	1450	1515	1522	1525	1531	
Whittlesford Parkway (WLF)		a		1333		1339	1359		1433				1439	1459	1533		1539		
Audley End (AUD)		a		1342		1347	1409		1442				1447	1509	1542		1547		
Stansted Airport (SSD)	←	a		1404			1445		1504					1545	1604				
Ipswich (IPS)		a									1527								
London Kings Cross (KGX)	⌚ 15	a	1411						1511						1611				
London Liverpool Street (LST)	⌚ 15	a				1443	1514						1543	1614					1643

NOTES (see introductory pages for explanation of train operator codes and standard symbols)

- a Arrival time
- d Departure time
- A To Liverpool Lime Street
- B From Nottingham
- C From Sheffield
- D From Birmingham New Street

Peterborough, Norwich, Kings Lynn and Ely to Cambridge, Stansted Airport and London

Sundays

Operator Days of operation/Notes 1st Class/Reservations/Bus/Ferry Catering facilities	LE	EM A ◇	XC D I◇ I	GN I	LE	LE	EM E ◇	LE	LE	XC D I◇	GN I	LE	EM F ◇	LE	LE	EM G ◇	XC D I◇	GN I
Peterborough (PBO)	8	d	1519			1544	1557			1619			1652				1719	
Whittlesea (WLE)	d					1552												
March (MCH)	d		1535			1603				1635							1735	
Manea (MNE)	d					1611												
Norwich (NRW)	d	1453			1503							1603				1654		
Wymondham (WMD)	d				1515							1615						
Spooner Row (SPN)	d																	
Attleborough (ATL)	d				1522							1622						
Eccles Road (ECS)	d																	
Harling Road (HRD)	d																	
Thetford (TTF)	d	1521			1536							1636				1722		
Brandon (BND)	d				1544							1644						
Lakenheath (LAK)	d				1549													
Shippea Hill (SPP)	d																	
Kings Lynn (KLN)	d			1525							1625							1725
Watlington (WTG)	d			1532							1632							1732
Downham Market (DOW)	d			1539							1639							1739
Littleport (LTP)	d			1548							1648							1748
Ely (ELY)	4	a	1544	1552	1556	1603	1624	1632		1652	1656	1700	1724			1744	1752	1756
Ely (ELY)	4	d		1553	1557	1603	1627			1653	1657	1703					1753	1757
Waterbeach (WBC)	d			1606							1706							1806
Cambridge North (CMB)	d	1542		1611	1616			1623	1642		1711	1715	1723	1742				1811
Cambridge (CBG)	a	1547		1608	1616	1621		1629	1647	1708	1716	1720	1728	1748		1808	1816	
Cambridge (CBG)	d	1550		1615	1622	1625		1631	1650	1715	1722	1725	1731	1750		1815	1822	
Whittlesford Parkway (WLF)	a	1559			1633			1639	1659		1733	1739	1759					
Audley End (AUD)	a	1609			1642			1647	1709		1742	1747	1809					
Stansted Airport (SSD)	←	a		1645		1704				1745		1804					1845	
Ipswich (IPS)	a					1723												
London Kings Cross (KGX)	⊕ 15	a			1711						1811							1912
London Liverpool Street (LST)	⊕ 15	a	1714					1743	1814				1843	1914				

Operator Days of operation/Notes 1st Class/Reservations/Bus/Ferry	LE	LE	LE H	GN I	LE H	EM F ◇	LE	EM J ◇	XC D I◇	GN I	LE	EM F ◇	LE	LE	EM J ◇	XC D I◇	GN I	LE
Peterborough (PBO)	8	d		1741		1756			1819			1850				1919		
Whittlesea (WLE)	d			1749														
March (MCH)	d			1800		1813			1835							1935		
Manea (MNE)	d			1808														
Norwich (NRW)	d	1703						1754			1803				1855			1903
Wymondham (WMD)	d	1715									1815							1915
Spooner Row (SPN)	d																	
Attleborough (ATL)	d	1722									1822							1922
Eccles Road (ECS)	d																	
Harling Road (HRD)	d																	
Thetford (TTF)	d	1736						1822			1836				1923			1936
Brandon (BND)	d	1744									1844							1944
Lakenheath (LAK)	d																	
Shippea Hill (SPP)	d																	
Kings Lynn (KLN)	d				1754					1825								1925
Watlington (WTG)	d									1832								1932
Downham Market (DOW)	d				1806					1839								1939
Littleport (LTP)	d				1815					1848								1948
Ely (ELY)	4	a	1800	1821	1824	←	1832		1844	1852	1856	1900	1923		1945	1952	1956	2000
Ely (ELY)	4	d	1803	1828	1825	1828			1853	1857	1903					1953	1957	2003
Waterbeach (WBC)	d			→						1906								2006
Cambridge North (CMB)	d	1815	1823		1838			1842		1911	1915		1923	1942		2011	2015	
Cambridge (CBG)	a	1820	1828		1842			1847		1908	1916	1920	1928	1948		2008	2016	2020
Cambridge (CBG)	d	1825	1831		1844			1850	1915	1922	1925		1931	1950		2015	2022	2025
Whittlesford Parkway (WLF)	a	1833	1839					1859			1933	1939	1959					2033
Audley End (AUD)	a	1842	1847					1909			1942	1947	2009					2042
Stansted Airport (SSD)	←	a	1904						1945		2004					2045		2104
Ipswich (IPS)	a				1923													
London Kings Cross (KGX)	⊕ 15	a			1936					2011							2111	
London Liverpool Street (LST)	⊕ 15	a	1943					2014					2043	2114				

NOTES (see introductory pages for explanation of train operator codes and standard symbols)

- a Arrival time
- d Departure time
- A To Liverpool Lime Street
- D From Birmingham New Street
- E From Manchester Piccadilly
- F From Liverpool Lime Street
- G To Manchester Piccadilly
- H To Colchester
- J To Nottingham

Peterborough, Norwich, Kings Lynn and Ely to Cambridge, Stansted Airport and London

Sundays

Operator Days of operation/Notes 1st Class/Reservations/Bus/Ferry	LE H	EM F ◇	LE	LE	XC D □◇	GN □	LE	LE	LE K	EM J ◇	XC D □◇	GN □	EM F ◇	LE L	XC D □◇	GN □	LE
Peterborough (PBO)	8	d	1945	1957							2119		2141		2217		
Whittlesea (WLE)		d	1953														
March (MCH)		d	2004		2035						2135				2233		
Manea (MNE)		d	2012														
Norwich (NRW)		d						2003		2052							2208
Wymondham (WMD)		d						2015									2220
Spooner Row (SPN)		d															
Attleborough (ATL)		d						2022									2227
Eccles Road (ECS)		d															
Harling Road (HRD)		d															
Thetford (TTF)		d						2036		2120							2241
Brandon (BND)		d						2044									2249
Lakenheath (LAK)		d															
Shippea Hill (SPP)		d															
Kings Lynn (KLN)		d				2025						2125					2225
Wattlington (WTG)		d				2032						2132					2232
Downham Market (DOW)		d				2039						2139					2239
Littleport (LTP)		d				2048						2148					2248
Ely (ELY)	4	a	2024	2032		2052	2056	2100		2143	2152	2157	2213		2250	2256	2305
Ely (ELY)	4	d	2027			2053	2057	2103			2153	2157			2251	2257	2306
Waterbeach (WBC)		d					2106					2207					2306
Cambridge North (CMB)		d		2023	2042		2111	2115	2123	2142		2212		2242			2311
Cambridge (CBG)		a		2028	2047	2108	2117	2120	2128	2148		2208	2216	2248	2306	2316	2324
Cambridge (CBG)		d		2031	2050	2115	2122	2125	2131	2150		2215	2222	2250		2322	
Whittlesford Parkway (WLF)		a		2039	2059			2133	2139	2159				2259			
Audley End (AUD)		a		2047	2109			2142	2147	2209				2309			
Stansted Airport (SSD)	←	a				2145		2204				2245					
Ipswich (IPS)		a	2123														
London Kings Cross (KGX)	↻	15	a				2211					2312				0050	
London Liverpool Street (LST)	↻	15	a		2143	2214			2243								

NOTES (see introductory pages for explanation of train operator codes and standard symbols)

- a Arrival time
- d Departure time
- D From Birmingham New Street
- F From Liverpool Lime Street
- H To Colchester
- J To Nottingham
- K To Stratford
- L To Bishops Stortford