












Leamington Spa and Stratford-upon-Avon to Birmingham, Stourbridge, Kidderminster and Worcester

Mondays to Fridays

Operator Train ID Days of operation/Notes 1st Class/Reservations/Bus Catering facilities	CH	CH	LM	LM	LM	LM	LM	CH	LM	LM	CH	XC	LM	LM	CH	CH	XC	LM
	1R71 MX	1R73 MX	2V00	2K02	2V04	2K06	2V08 A	1R01 B	2K10	2V12	2R03	1M18 C □◇	2K14	2V16	1G05	2D06	1E79 D □◇ ≡	2K18
Stratford-upon-Avon (SAV)	d						0608						0643	0708				
Stratford Parkway (STY)	d						0611						0646	0712				
Wilmcote (WMC)	d						0614						0650					
Wootton Waven (WWW)	d												0655					
Henley-in-Arden (HNL)	d												0659					
Danzey (DZY)	d												0703					
Wood End (WDE)	d												0707					
The Lakes (TLK)	d												0709					
Earlwood (West Midlands) (EWD)	d												0712					
Wythall (WYT)	d												0715					
Whitlocks End (WTE)	d						0626		0647				0717					0747
Shirley (SRL)	d						0629		0650				0720					0750
Yardley Wood (YRD)	d						0632		0653				0723					0753
Hall Green (HLG)	d						0635		0656				0726					0756
Spring Road (SRI)	d						0637		0659				0729					0759
London Marylebone (MYB) 	d														0604			
Leamington Spa (LMS)	d	0001	0022		0545			0625			0658	0716			0728	0739	0750	
Warwick (WRW)	d	0006	0026		0549			0629			0703				0732	0744		
Warwick Parkway (WRP)	d	0010	0030		0552			0633			0706				0736			
Hatton (HTN)	d				0556			0638			0712				0742	0751a		
Lapworth (LPW)	d				0601		0630						0727					
Dorridge (DDG)	d	0020	0040	0533	0605	0634	0647		0703	0720			0734c	0750				
Widney Manor (WMR)	d			0538	0609	0638			0708				0738					
Solihull (SOL)	d	0025	0045	0541	0612	0641	0653		0711	0726			0741	0756				
Olton (OLT)	d			0544	0615	0644			0714				0744					
Acoccks Green (ACG)	d			0547	0618	0647			0717				0747					
Tyseley (TYS)	d				0622				0703	0721			0733					0803
Small Heath (SMA)	d			0552			0652		0705				0735	0752				0805
Birmingham New Street (BHM) 	a											0751					0815	
Birmingham Moor Street (BMO)	d	0035a	0055a	0557	0627	0644	0657	0703a	0711	0727	0736a		0741	0757	0807			0811
Birmingham Snow Hill (BSW) 	a			0559	0629	0646	0659		0713	0729			0743	0759	0809			0814
Birmingham Snow Hill (BSW) 	d			0601	0616	0631	0647	0701	0716	0731			0746	0801				0816
Jewellery Quarter (JEQ) 	d			0604	0619	0634	0650	0704	0719	0734			0749	0804				0819
The Hawthorns (THW) 	d			0608	0623	0638	0654	0708	0723	0738			0753	0808				0823
Smethwick Galton Bridge (SGB) 	d			0611	0626	0641	0657	0711	0726	0741			0756	0811				0826
Langley Green (LGG)	d			0614		0644		0714		0744				0814				
Rowley Regis (ROW)	d			0617	0631	0647	0702	0717	0731	0747			0801	0817				0831
Old Hill (OHL)	d			0620		0650		0720		0750				0820				
Cradley Heath (CRA)	d			0624	0636	0654	0707	0724	0736	0754			0806	0824				0836
Lye (LYE)	d			0627		0657		0727		0757				0827				
Stourbridge Junction (SBJ) 	a			0631	0641	0701	0712	0731	0741	0801			0811	0831				0841
Stourbridge Junction (SBJ) 	d			0631	0642	0701	0713	0731	0742	0801			0812	0831				0842
Hagley (HAG)	d			0635	0645		0716	0735	0745				0815	0835				0845
Blakedown (BKD)	d			0638	0649		0720	0739	0749				0819					0849
Kidderminster (KID)	a			0642	0654	0709	0725	0743	0754	0809			0824	0841				0854
Kidderminster (KID)	d			0643		0709		0744		0809				0841				
Hartlebury (HBY)	d			0648				0749						0846				
Droitwich Spa (DTW)	d			0656		0721		0800		0821				0855				
Worcester Shrub Hill (WOS) 	a					0728				0828								
Worcester Foregate Street (WOF) 	a			0705		0735		0810		0835				0904				

For the complete service between London and Leamington Spa see table 113

For the complete service between Stratford-upon-Avon and Wilmcote see table 072

For the complete service between Birmingham and Worcester see table 074

NOTES (see introductory pages for explanation of train operator codes and standard symbols)

- a Arrival time
- d Departure time
- c Arrives 3 minutes earlier

- A Also calls at Bearley 0617 and Claverdon 0622
- B From Bicester North, see table 113
- C From Southampton Central to Manchester Piccadilly, see table 050
- D From Reading to Newcastle, see table 050

MX Not Mondays

Leamington Spa and Stratford-upon-Avon to Birmingham, Stourbridge, Kidderminster and Worcester

Mondays to Fridays

Operator Train ID Days of operation/Notes 1st Class/Reservations/Bus Catering facilities	LM	CH	LM	CH	XC	LM	CH	LM	LM	CH	XC	LM	LM	CH	CH	LM	LM	LM	
	2V20	1G07	2K22	2R08	1M22 C E E	2V24	1R10	2K26	2V28	1G12	1M26 E E E	2K30	2V32	1R14	2D16	2K34	2V36	2K38	
Stratford-upon-Avon (SAV)	d		0743			0808						0843	0908					0943	
Stratford Parkway (STY)	d		0746			0812						0846	0912					0946	
Wilmcote (WMC)	d		0750									0850						0950	
Wootton Waven (WWW)	d		0755									0855						0955	
Henley-in-Arden (HNL)	d		0759									0859						0959	
Danzey (DZY)	d		0803									0903						1003	
Wood End (WDE)	d		0807									0907						1007	
The Lakes (TLK)	d		0809									0909						1009	
Earlwood (West Midlands) (EWD)	d		0812									0912						1012	
Wythall (WYT)	d		0815									0915						1015	
Whitlocks End (WTE)	d		0817					0847				0917				0947		1017	
Shirley (SRL)	d		0820					0850				0920				0950		1020	
Yardley Wood (YRD)	d		0823					0853				0923				0953		1023	
Hall Green (HLG)	d		0826					0856				0926				0956		1026	
Spring Road (SRI)	d		0829					0859				0929				0959		1029	
London Marylebone (MYB)	10 d	0631					0707			0735					0807				
Leamington Spa (LMS)	d	0801			0816		0830			0901	0916				0930				
Warwick (WRW)	d	0805		0811			0835			0905					0935	0944			
Warwick Parkway (WRP)	d	0809					0839			0910					0939				
Hatton (HTN)	d			0817												0951a			
Lapworth (LPW)	d			0823			0827						0927						
Dorridge (DDG)	d	0803	0820	0828		0834c	0849		0903	0920			0934c	0949			1003		
Widney Manor (WMR)	d	0808				0838			0908				0938				1008		
Solihull (SOL)	d	0811	0826	0834		0841	0855		0911	0925			0941	0955			1011		
Olton (OLT)	d	0814				0844			0914				0944				1014		
Acoccks Green (ACG)	d	0817				0847			0917				0947				1017		
Tyseley (TYS)	d	0821		0833				0903	0921				0933			1003	1021	1033	
Small Heath (SMA)	d			0835			0852		0905				0935	0952		1005		1035	
Birmingham New Street (BHM)	12 a				0851						0951								
Birmingham Moor Street (BMO)	d	0827	0837	0841	0844a		0857	0905a	0911	0927	0936		0941	0957	1005a		1011	1027	1041
Birmingham Snow Hill (BSW)	a	0829	0839	0844			0859		0913	0929	0938		0943	0959			1013	1029	1043
Birmingham Snow Hill (BSW)	d	0831		0846			0901		0916	0931			0946	1001			1016	1031	1046
Jewellery Quarter (JEQ)	d	0834		0849			0904		0919	0934			0949	1004			1019	1034	1049
The Hawthorns (THW)	d	0838		0853			0908		0923	0938			0953	1008			1023	1038	1053
Smethwick Galton Bridge (SGB)	7 d	0841		0856			0911		0926	0941			0956	1011			1026	1041	1056
Langley Green (LGG)	d	0844					0914			0944				1014				1044	
Rowley Regis (ROW)	d	0847		0901			0917		0931	0947			1001	1017			1031	1047	1101
Old Hill (OHL)	d	0850					0920			0950				1020				1050	
Cradley Heath (CRA)	d	0854		0906			0924		0936	0954			1006	1024			1036	1054	1106
Lye (LYE)	d	0857					0927			0957				1027				1057	
Stourbridge Junction (SBJ)	2 a	0901		0911			0931		0941	1001			1012	1031			1041	1101	1111
Stourbridge Junction (SBJ)	2 d	0901		0912			0931		0942	1001			1012	1031			1042	1101	1112
Hagley (HAG)	d			0915					0945				1015				1045		1115
Blakedown (BKD)	d			0919					0949				1019				1049		1119
Kidderminster (KID)	a	0909		0924			0939		0954	1009			1024	1039			1054	1109	1124
Kidderminster (KID)	d	0909					0939			1009				1039				1109	
Hartlebury (HBY)	d						0944							1044					
Droitwich Spa (DTW)	d	0921					0953			1021				1053				1121	
Worcester Shrub Hill (WOS)	7 a	0928								1029								1128	
Worcester Foregate Street (WOF)	7 a	0935					1002							1102				1135	

NOTES (see introductory pages for explanation of train operator codes and standard symbols)

- a Arrival time
- d Departure time
- c Arrives 3 minutes earlier

- C From Southampton Central to Manchester Piccadilly, see table 050
- E From Bournemouth to Manchester Piccadilly, see table 050

Leamington Spa and Stratford-upon-Avon to Birmingham, Stourbridge, Kidderminster and Worcester

Mondays to Fridays

Operator Train ID Days of operation/Notes 1st Class/Reservations/Bus Catering facilities	CH	XC	LM	CH	LM	LM	CH	XC	LM	LM	CH	CH	LM	LM	LM	CH	XC	LM	
	2R16	1M30 E E E	2V40	1R17	2K42	2V44	1G19	1M34 E E E	2K46	2V48 F	1R21	2D22	2K50	2V52	2K54	2R24	1M38 E E E	2V56	
Stratford-upon-Avon (SAV)	d		1008						1043	1105								1143	1208
Stratford Parkway (STY)	d		1012						1046	1109								1146	1212
Wilmcote (WMC)	d								1050	1112								1150	
Wootton Waven (WWW)	d								1055									1155	
Henley-in-Arden (HNL)	d								1059									1159	
Danzey (DZY)	d								1103									1203	
Wood End (WDE)	d								1107									1207	
The Lakes (TLK)	d								1109									1209	
Earlwood (West Midlands) (EWD)	d								1112									1212	
Wythall (WYT)	d								1115									1215	
Whitlocks End (WTE)	d				1047				1117				1147					1217	
Shirley (SRL)	d				1050				1120				1150					1220	
Yardley Wood (YRD)	d				1053				1123				1153					1223	
Hall Green (HLG)	d				1056				1126				1156					1226	
Spring Road (SRI)	d				1059				1129				1159					1229	
London Marylebone (MYB)	10 d			0902			0936					1002							
Leamington Spa (LMS)	d	1003	1015	1030			1100	1117				1130	1139				1202	1216	
Warwick (WRW)	d	1008		1035			1104					1135	1144				1207		
Warwick Parkway (WRP)	d	1011		1039			1109					1139					1211		
Hatton (HTN)	d	1017											1151a				1217		
Lapworth (LPW)	d	1023		1027								1128					1223	1227	
Dorridge (DDG)	d	1028		1034c	1049		1103	1119			1134c	1149			1203		1228	1234c	
Widney Manor (WMR)	d			1038			1108				1138				1208			1238	
Solihull (SOL)	d	1034		1041	1055		1111	1124			1141	1155			1211	1234		1241	
Olton (OLT)	d			1044			1114				1144				1214			1244	
Acoccks Green (ACG)	d			1047			1117				1147				1217			1247	
Tyseley (TYS)	d					1103	1121			1133				1203	1221	1233			
Small Heath (SMA)	d			1052		1105				1135	1152			1205		1235			1252
Birmingham New Street (BHM)	12 a		1051					1151									1251		
Birmingham Moor Street (BMO)	d	1044a		1057	1105a	1111	1127	1135		1141	1157	1205a		1211	1227	1241	1244a		1257
Birmingham Snow Hill (BSW)	a			1059		1113	1129	1137		1143	1159			1213	1229	1243			1259
Birmingham Snow Hill (BSW)	d			1101		1116	1131			1146	1201			1216	1231	1246			1301
Jewellery Quarter (JEQ)	d			1104		1119	1134			1149	1204			1219	1234	1249			1304
The Hawthorns (THW)	d			1108		1123	1138			1153	1208			1223	1238	1253			1308
Smethwick Galton Bridge (SGB)	7 d			1111		1126	1141			1156	1211			1226	1241	1256			1311
Langley Green (LGG)	d			1114			1144				1214				1244				1314
Rowley Regis (ROW)	d			1117		1131	1147			1201	1217			1231	1247	1301			1317
Old Hill (OHL)	d			1120			1150				1220				1250				1320
Cradley Heath (CRA)	d			1124		1136	1154			1206	1224			1236	1254	1306			1324
Lye (LYE)	d			1127			1157				1227				1257				1327
Stourbridge Junction (SBJ)	2 a			1131		1141	1201			1211	1231			1241	1301	1311			1331
Stourbridge Junction (SBJ)	2 d			1131		1142	1201			1212	1231			1242	1301	1312			1331
Hagley (HAG)	d					1145				1215				1245		1315			
Blakedown (BKD)	d					1149				1219				1249		1319			
Kidderminster (KID)	a			1139		1154	1209			1224	1239			1254	1309	1324			1339
Kidderminster (KID)	d			1139			1209				1239				1309				1339
Hartlebury (HBY)	d			1144							1244								1344
Droitwich Spa (DTW)	d			1153			1221				1253				1321				1353
Worcester Shrub Hill (WOS)	7 a						1228								1328				
Worcester Foregate Street (WOF)	7 a			1202			1235				1302				1335				1402












NOTES (see introductory pages for explanation of train operator codes and standard symbols)

- a Arrival time
- d Departure time
- c Arrives 3 minutes earlier

- E From Bournemouth to Manchester Piccadilly, see table 050
- F Also calls at Bearley 1115 and Claverdon 1120

Leamington Spa and Stratford-upon-Avon to Birmingham, Stourbridge, Kidderminster and Worcester

Mondays to Fridays

Operator Train ID Days of operation/Notes 1st Class/Reservations/Bus Catering facilities	CH	XC	LM	LM	CH	XC	LM	LM	CH	CH	LM	LM	LM	CH	XC	LM	CH	LM	
	1R25	1E40 G E E	2K58	2V60	1G27	1M42 E E	2K62	2V64	1R29	2D30	2K66	2V68	2K70	2G32	1M46 E E	2V72	1R33	2K74	
Stratford-upon-Avon (SAV)	d						1243	1308					1343			1406			
Stratford Parkway (STY)	d						1246	1312					1346			1410			
Wilmcote (WMC)	d						1250						1350			1413			
Wootton Waven (WWW)	d						1255						1355						
Henley-in-Arden (HNL)	d						1259						1359						
Danzey (DZY)	d						1303						1403						
Wood End (WDE)	d						1307						1407						
The Lakes (TLK)	d						1309						1409						
Earlwood (West Midlands) (EWD)	d						1312						1412						
Wythall (WYT)	d						1315						1415						
Whitlocks End (WTE)	d			1247			1317				1347		1417					1447	
Shirley (SRL)	d			1250			1320				1350		1420					1450	
Yardley Wood (YRD)	d			1253			1323				1353		1423					1453	
Hall Green (HLG)	d			1256			1326				1356		1426					1456	
Spring Road (SRI)	d			1259			1329				1359		1429					1459	
London Marylebone (MYB) 	d	1102				1136				1202							1302		
Leamington Spa (LMS)	d	1230	1250			1300	1316			1330	1339				1402	1416		1430	
Warwick (WRW)	d	1235				1304				1335	1344				1407			1435	
Warwick Parkway (WRP)	d	1239				1308				1339					1411			1439	
Hatton (HTN)	d										1351a				1417				
Lapworth (LPW)	d								1327						1423				
Dorridge (DDG)	d	1249		1303	1318			1334c	1349			1403		1428		1434	1449		
Widney Manor (WMR)	d			1308				1338				1408				1441		1455	
Solihull (SOL)	d	1255		1311	1323			1341	1355			1411		1434		1441	1455		
Olton (OLT)	d			1314				1344				1414				1444			
Acocks Green (ACG)	d			1317				1347				1417				1447			
Tyseley (TYS)	d			1303	1321			1333			1403	1421	1433					1503	
Small Heath (SMA)	d			1305				1335	1352			1405		1435		1452		1505	
Birmingham New Street (BHM) 	a		1318				1351								1451				
Birmingham Moor Street (BMO)	d	1305a		1311	1327	1335		1341	1357	1405a		1411	1427	1441	1446		1457	1505a	1511
Birmingham Snow Hill (BSW) 	a			1313	1329	1337		1343	1359			1413	1429	1443	1448		1459	1505a	1513
Birmingham Snow Hill (BSW) 	d			1316	1331			1346	1401			1416	1431	1446			1501		1516
Jewellery Quarter (JEQ) 	d			1319	1334			1349	1404			1419	1434	1449			1504		1519
The Hawthorns (THW) 	d			1323	1338			1353	1408			1423	1438	1453			1508		1523
Smethwick Galton Bridge (SGB) 	d			1326	1341			1356	1411			1426	1441	1456			1511		1526
Langley Green (LGG)	d				1344				1414				1444				1514		
Rowley Regis (ROW)	d			1331	1347			1401	1417			1431	1447	1501			1517		1531
Old Hill (OHL)	d				1350				1420				1450				1520		
Cradley Heath (CRA)	d			1336	1354			1406	1424			1436	1454	1506			1524		1536
Lye (LYE)	d				1357				1427				1457				1527		
Stourbridge Junction (SBJ) 	a			1341	1401			1411	1431			1441	1501	1511			1531		1541
Stourbridge Junction (SBJ) 	d			1342	1401			1412	1431			1442	1501	1512			1531		1542
Hagley (HAG)	d			1345				1415				1445		1515			1535		1545
Blakedown (BKD)	d			1349				1419				1449		1519			1535		1549
Kidderminster (KID)	a			1354	1409			1424	1439			1454	1509	1524			1541		1554
Kidderminster (KID)	d				1409				1439				1509				1541		
Hartlebury (HBY)	d							1444									1546		
Droitwich Spa (DTW)	d				1421				1453				1521				1555		
Worcester Shrub Hill (WOS) 	a				1428				1501				1528				1604		
Worcester Foregate Street (WOF) 	a				1435								1535				1604		












NOTES (see introductory pages for explanation of train operator codes and standard symbols)

- a Arrival time
- d Departure time
- c Arrives 3 minutes earlier

- E From Bournemouth to Manchester Piccadilly, see table 050
- G From Reading to York, see table 050

Leamington Spa and Stratford-upon-Avon to Birmingham, Stourbridge, Kidderminster and Worcester

Mondays to Fridays

Operator Train ID Days of operation/Notes 1st Class/Reservations/Bus Catering facilities	LM	CH	XC	LM	LM	CH	CH	XC	LM	LM	CH	LM	CH	XC	LM	CH	XC	LM
	2V76	1G35	1M50 E □◇ E	2K78	2V80	1R37	2D38	1E52 D □◇ E	2K82	2V84	1G39	2K86	2R40	1M54 E □◇ E	2V88	1R41	1E56 G □◇ E	2K90
Stratford-upon-Avon (SAV)	d			1443	1506							1543			1606			
Stratford Parkway (STY)	d			1446	1510							1546			1610			
Wilmcote (WMC)	d			1450	1513							1550			1613			
Wootton Waven (WWW)	d			1455								1555						
Henley-in-Arden (HNL)	d			1459								1559						
Danzey (DZY)	d			1503								1603						
Wood End (WDE)	d			1507								1607						
The Lakes (TLK)	d			1509								1609						
Earlwood (West Midlands) (EWD)	d			1512								1612						
Wythall (WYT)	d			1515								1615						
Whitlocks End (WTE)	d			1517					1547			1617						1647
Shirley (SRL)	d			1520					1550			1620						1650
Yardley Wood (YRD)	d			1523					1553			1623						1653
Hall Green (HLG)	d			1526					1556			1626						1656
Spring Road (SRI)	d			1529					1559			1629						1659
London Marylebone (MYB) 	d	1336				1402					1436				1502			
Leamington Spa (LMS)	d	1500	1516			1530	1540	1550			1600		1606	1616		1630	1649	
Warwick (WRW)	d	1504				1535	1545				1604		1611			1635		
Warwick Parkway (WRP)	d	1509				1539					1609					1639		
Hatton (HTN)	d						1552a						1617					
Lapworth (LPW)	d				1527								1623		1627			
Dorridge (DDG)	d	1503	1519		1534c	1549				1603	1619		1628		1634c	1649		
Widney Manor (WMR)	d	1508			1538					1608					1638			
Solihull (SOL)	d	1511	1524		1541	1555				1611	1624		1634		1641	1655		
Olton (OLT)	d	1514			1544					1614					1644			
Acocks Green (ACG)	d	1517			1547					1617					1647			
Tyseley (TYS)	d	1521			1533				1603	1621		1633						1703
Small Heath (SMA)	d				1535	1552			1605			1635			1652			1705
Birmingham New Street (BHM) 	a		1551					1618						1651		1718		
Birmingham Moor Street (BMO)	d	1527	1535		1541	1557	1605a		1611	1627	1635	1641	1644a		1657	1705a		1711
Birmingham Snow Hill (BSW) 	a	1529	1537		1543	1559			1613	1629	1637	1643			1659			1713
Birmingham Snow Hill (BSW) 	d	1531			1546	1601			1616	1631		1646			1701			1716
Jewellery Quarter (JEQ) 	d	1534			1549	1604			1619	1634		1649			1704			1719
The Hawthorns (THW) 	d	1538			1553	1608			1623	1638		1653			1708			1723
Smethwick Galton Bridge (SGB) 	d	1541			1556	1611			1626	1641		1656			1711			1726
Langley Green (LGG)	d	1544			1614					1644					1714			
Rowley Regis (ROW)	d	1547			1601	1617			1631	1647		1701			1717			1731
Old Hill (OHL)	d	1550			1620					1650					1720			
Cradley Heath (CRA)	d	1554			1606	1624			1636	1654		1706			1724			1736
Lye (LYE)	d	1557			1627					1657					1727			
Stourbridge Junction (SBJ) 	a	1601			1611	1631			1641	1701		1711			1731			1741
Stourbridge Junction (SBJ) 	d	1601			1612	1631			1642	1701		1712			1731			1742
Hagley (HAG)	d	1605			1615	1635			1645			1715			1735			1745
Blakedown (BKD)	d	1609			1619				1649			1719			1738			1749
Kidderminster (KID)	a	1613			1624	1641			1654	1709		1724			1743			1754
Kidderminster (KID)	d	1614			1641					1709					1743			
Hartlebury (HBY)	d	1619			1646										1748			
Droitwich Spa (DTW)	d	1627			1655						1721				1759c			
Worcester Shrub Hill (WOS) 	a									1728								
Worcester Foregate Street (WOF) 	a	1636			1704					1735					1809			

NOTES (see introductory pages for explanation of train operator codes and standard symbols)

- a Arrival time
- d Departure time
- c Arrives 3 minutes earlier
- D From Reading to Newcastle, see table 050
- E From Bournemouth to Manchester Piccadilly, see table 050
- G From Reading to York, see table 050

Leamington Spa and Stratford-upon-Avon to Birmingham, Stourbridge, Kidderminster and Worcester

Mondays to Fridays

Operator Train ID Days of operation/Notes 1st Class/Reservations/Bus Catering facilities	LM	CH	XC	LM	LM	CH	CH	LM	LM	CH	LM	CH	XC	LM	CH	LM	CH	XC
	2V92	1G43	1M58 E E E	2K94	2V96	1R45	2D46	2K98	2V00	1R47	2K02	2R48	1M62 E E E	2V04 H	1J49	2K06	1J49	1E64 D D E
Stratford-upon-Avon (SAV)	d			1643	1708						1743			1806				
Stratford Parkway (STY)	d			1646	1712						1746			1810				
Wilmcote (WMC)	d			1650							1750							
Wootton Waven (WWW)	d			1655							1755							
Henley-in-Arden (HNL)	d			1659							1759							
Danzey (DZY)	d			1703							1803							
Wood End (WDE)	d			1707							1807							
The Lakes (TLK)	d			1709							1809							
Earlwood (West Midlands) (EWD)	d			1712							1812							
Wythall (WYT)	d			1715							1815							
Whitlocks End (WTE)	d			1717				1747			1817					1847		
Shirley (SRL)	d			1720				1750			1820					1850		
Yardley Wood (YRD)	d			1723				1753			1823					1853		
Hall Green (HLG)	d			1726				1756			1826					1856		
Spring Road (SRI)	d			1729				1759			1829					1859		
London Marylebone (MYB)	10 d		1536			1607				1637					1707			
Leamington Spa (LMS)	d		1700	1716		1730	1739			1800			1807	1816		1830		1848
Warwick (WRW)	d		1704			1735	1744			1804			1812			1835		
Warwick Parkway (WRP)	d		1709			1739				1809						1839		
Hatton (HTN)	d						1751a						1818					
Lapworth (LPW)	d				1727								1824		1828			
Dorridge (DDG)	d	1703	1719		1734c	1749			1803	1819			1828		1834	1849		
Widney Manor (WMR)	d	1708			1738				1808						1838			
Solihull (SOL)	d	1711	1724		1741	1755			1811	1824			1834		1841	1855		
Olton (OLT)	d	1714			1744				1814						1844			
Acoccks Green (ACG)	d	1717			1747				1817						1847			
Tyseley (TYS)	d	1721			1733			1803	1821		1833					1903		
Small Heath (SMA)	d				1735	1752		1805			1835			1852		1905		
Birmingham New Street (BHM)	12 a			1751									1851					1918
Birmingham Moor Street (BMO)	d	1727	1735		1741	1757	1804a		1811	1827	1834a	1841	1844a		1857	1907	1913c	
Birmingham Snow Hill (BSW)	a	1729	1737		1743	1759			1813	1829		1843			1859	1909	1915	1924
Birmingham Snow Hill (BSW)	d	1731			1746	1801			1816	1831		1846			1901	1924	1916	1924
Jewellery Quarter (JEQ)	d	1734			1749	1804			1819	1834		1849			1904	1919		
The Hawthorns (THW)	d	1738			1753	1808			1823	1838		1853			1908	1923		
Smethwick Galton Bridge (SGB)	7 d	1741			1756	1811			1826	1841		1856			1911	1926		
Langley Green (LGG)	d	1744			1814					1844					1914			
Rowley Regis (ROW)	d	1747			1801	1817			1831	1847		1901			1917	1931	1940	
Old Hill (OHL)	d	1750			1820					1850					1920			
Cradley Heath (CRA)	d	1754			1806	1824			1836	1854		1906			1924	1936		
Lye (LYE)	d	1757			1827					1857					1927			
Stourbridge Junction (SBJ)	2 a	1801			1811	1831			1841	1901		1911			1931	1941	1950	
Stourbridge Junction (SBJ)	2 d	1801			1812	1831			1842	1901		1912			1931	1942		
Hagley (HAG)	d				1815	1835			1845			1915			1935	1945		
Blakedown (BKD)	d				1819	1838			1849			1919			1938	1949		
Kidderminster (KID)	a	1809			1824	1843			1854	1909		1924			1942	1954		
Kidderminster (KID)	d	1809				1843				1909					1943			
Hartlebury (HBY)	d					1848									1948			
Droitwich Spa (DTW)	d	1821				1900e				1921					1957			
Worcester Shrub Hill (WOS)	7 a	1828								1929								
Worcester Foregate Street (WOF)	7 a	1835				1909									2006			












NOTES (see introductory pages for explanation of train operator codes and standard symbols)

- a Arrival time
- d Departure time
- c Arrives 3 minutes earlier
- e Arrives 4 minutes earlier

- D From Reading to Newcastle, see table 050
- E From Bournemouth to Manchester Piccadilly, see table 050
- H Also calls at Bearley 1814 and Claverdon 1819

Leamington Spa and Stratford-upon-Avon to Birmingham, Stourbridge, Kidderminster and Worcester

Mondays to Fridays

Operator Train ID Days of operation/Notes 1st Class/Reservations/Bus Catering facilities	LM	CH	XC	LM	LM	CH	CH	LM	LM	CH	XC	LM	CH	LM	CH	XC	LM	CH	
	2V08	1G51	1M66 E E E	2K10	2V12	1J53	2D54	2B14	2V16	1G55	1M70 E E E	2V18	1R58	2V20	1G59	1M74 E E E	2V22	1R61	
Stratford-upon-Avon (SAV)	d			1843	1908							2001					2101		
Stratford Parkway (STY)	d			1846	1912							2005					2105		
Wilmcote (WMC)	d			1850								2008					2108		
Wootton Waven (WWW)	d			1855								2013					2113		
Henley-in-Arden (HNL)	d			1859								2017					2117		
Danzey (DZY)	d			1903								2021					2121		
Wood End (WDE)	d			1907								2025					2125		
The Lakes (TLK)	d			1909								2027					2127		
Earlwood (West Midlands) (EWD)	d			1912								2030					2130		
Wythall (WYT)	d			1915								2033					2133		
Whitlocks End (WTE)	d			1917				1947				2036					2136		
Shirley (SRL)	d			1920				1950				2038					2138		
Yardley Wood (YRD)	d			1923				1953				2041					2141		
Hall Green (HLG)	d			1926				1956				2044					2144		
Spring Road (SRI)	d			1929				1959				2047					2147		
London Marylebone (MYB)	 d		1737			1807				1837			1906		1936			2002	
Leamington Spa (LMS)	d		1900	1917		1930	1939			2000	2016		2030		2100	2116		2130	
Warwick (WRW)	d		1904			1935	1944			2004			2035		2104			2135	
Warwick Parkway (WRP)	d		1909			1939				2009			2039		2109			2139	
Hatton (HTN)	d						1951a			2014									
Lapworth (LPW)	d				1927					2020									
Dorridge (DDG)	d	1903	1919		1934c	1949			2003	2026			2049	2103	2119			2149	
Widney Manor (WMR)	d	1908			1938				2008					2108					
Solihull (SOL)	d	1911	1924		1941	1955			2011	2032			2055	2111	2124			2155	
Olton (OLT)	d	1914			1944				2014					2114					
Acocks Green (ACG)	d	1917			1947				2017					2117					
Tyseley (TYS)	d	1920			1933			2003	2021					2120					
Small Heath (SMA)	d				1935	1952			2005			2052		2123			2152		
Birmingham New Street (BHM)	 a			1951							2051				2151				
Birmingham Moor Street (BMO)	d	1927	1936		1941	1957	2007		2012	2027	2045		2057	2105a	2127	2135		2157	2205a
Birmingham Snow Hill (BSW)	 a	1929	1939		1943	1959	2009		2014	2029	2047		2059		2130	2137		2159	
Birmingham Snow Hill (BSW)	 d				1946	2001	2011			2031			2101		2131			2201	
Jewellery Quarter (JEQ)	 d	1934			1949	2004				2034			2104		2134			2204	
The Hawthorns (THW)	 d	1938			1953	2008				2038			2108		2138			2208	
Smethwick Galton Bridge (SGB)	 d	1941			1956	2011				2041			2111		2141			2211	
Langley Green (LGG)	d	1944				2014				2044			2114		2144			2214	
Rowley Regis (ROW)	d	1947			2001	2017	2026			2047			2117		2147			2217	
Old Hill (OHL)	d	1950				2020				2050			2120		2150			2220	
Cradley Heath (CRA)	d	1954			2006	2024				2054			2124		2154			2224	
Lye (LYE)	d	1957				2027				2057			2127		2157			2227	
Stourbridge Junction (SBJ)	 a	2001			2011	2031	2037			2101			2131		2201			2231	
Stourbridge Junction (SBJ)	 d	2001			2012	2031				2101			2131		2201			2231	
Hagley (HAG)	d				2015	2035				2105			2135					2235	
Blakedown (BKD)	d				2019	2038				2108			2138					2238	
Kidderminster (KID)	a	2009			2024	2042				2112			2142		2209			2242	
Kidderminster (KID)	d	2009				2043				2113			2143		2209			2243	
Hartlebury (HBY)	d					2048							2148					2248	
Droitwich Spa (DTW)	d	2021				2056				2124			2156		2221			2256	
Worcester Shrub Hill (WOS)	 a	2028								2131			2204		2228			2304	
Worcester Foregate Street (WOF)	 a	2035				2105				2139					2235				

NOTES (see introductory pages for explanation of train operator codes and standard symbols)

- a Arrival time
- d Departure time
- c Arrives 3 minutes earlier

E From Bournemouth to Manchester Piccadilly, see table 050

Leamington Spa and Stratford-upon-Avon to Birmingham, Stourbridge, Kidderminster and Worcester

Mondays to Fridays

Operator	LM	CH	CH	XC	LM	LM	CH	LM	LM	CH	LM	CH	CH
Train ID	2V24	1G63	2D64	1M78	1V98	2V26	1J65	2B28	2B30	1R69	2B32	1R71	1R73
Days of operation/Notes 1st Class/Reservations/Bus				J □◇									
Stratford-upon-Avon (SAV)	d					2201			2243		2330		
Stratford Parkway (STY)	d					2205			2247		2334		
Wilmcote (WMC)	d					2208			2250		2337		
Wootton Wawen (WWW)	d					2213							
Henley-in-Arden (HNL)	d					2217			2257				
Danzey (DZY)	d					2221							
Wood End (WDE)	d					2225							
The Lakes (TLK)	d					2227							
Earlwood (West Midlands) (EWD)	d					2230			2305				
Wythall (WYT)	d					2233			2307				
Whitlocks End (WTE)	d					2236			2310				
Shirley (SRL)	d					2238			2313				
Yardley Wood (YRD)	d					2241			2316				
Hall Green (HLG)	d					2244			2319				
Spring Road (SRI)	d					2247			2321				
London Marylebone (MYB)	⊖ 10 d	2036					2102			2202		2230	2307
Leamington Spa (LMS)	d	2200	2211	2216			2230			2330		0001	0022
Warwick (WRW)	d	2204	2216				2234			2334		0006	0026
Warwick Parkway (WRP)	d	2209					2239			2339		0010	0030
Hatton (HTN)	d		2223a				2244						
Lapworth (LPW)	d						2250						
Dorridge (DDG)	d	2203	2219				2255	2303		2349		0020	0040
Widney Manor (WMR)	d	2208						2308					
Solihull (SOL)	d	2211	2224				2301	2311		2354		0025	0045
Olton (OLT)	d	2214						2314					
Acocks Green (ACG)	d	2217						2317					
Tyseley (TYS)	d	2220						2321	2324				
Small Heath (SMA)	d	2223					2252		2327				
Birmingham New Street (BHM)	⊖ 12 a			2248									
Birmingham Moor Street (BMO)	d	2227	2235				2257	2311	2326	2332	0004a	0007s	0035a
Birmingham Snow Hill (BSW)	a	2230	2237				2259	2313	2328	2335		0010	0055a
Birmingham Snow Hill (BSW)	d	2231					2300	2315					
Jewellery Quarter (JEQ)	d	2234					2303	2318					
The Hawthorns (THW)	d	2238					2307	2323					
Smethwick Galton Bridge (SGB)	7 d	2241					2310	2326					
Langley Green (LGG)	d	2244					2313	2330					
Rowley Regis (ROW)	d	2247					2317	2334					
Old Hill (OHL)	d	2250					2320	2338					
Cradley Heath (CRA)	d	2254					2323	2341					
Lye (LYE)	d	2257					2326	2345					
Stourbridge Junction (SBJ)	2 a	2301					2330	2349					
Stourbridge Junction (SBJ)	2 d	2301					2331						
Hagley (HAG)	d						2334						
Blakedown (BKD)	d						2337						
Kidderminster (KID)	a	2309					2342						
Kidderminster (KID)	d	2309					2342						
Hartlebury (HBY)	d						2347						
Droitwich Spa (DTW)	d	2321				2336	2356						
Worcester Shrub Hill (WOS)	7 a	2329					0004						
Worcester Foregate Street (WOF)	7 a					2347							

NOTES (see introductory pages for explanation of train operator codes and standard symbols)

- a Arrival time
- d Departure time
- s Stops to set down only

J From Bournemouth, see table 050

Leamington Spa and Stratford-upon-Avon to Birmingham, Stourbridge, Kidderminster and Worcester

Saturdays

Operator	CH	CH	LM	CH	LM	LM	LM	LM	XC	LM	CH	XC	LM	LM	LM	XC	LM	LM	
Train ID	1R71	1R73	2V00	1R01	2V02	2K04	2V06	2K08	1M18	2V10	1R05	1E79	2K12	2V14	2B16	1M22	2K18	2V20	
Days of operation/Notes 1st Class/Reservations/Bus Catering facilities				A					B ◇ ≡		C	D ◇ ≡				B ◇ ≡			
Stratford-upon-Avon (SAV)	d							0643										0743	0808
Stratford Parkway (STY)	d							0646										0746	0812
Wilmcote (WMC)	d							0650										0750	
Wootton Wawen (WWW)	d							0655										0755	
Henley-in-Arden (HNL)	d							0659										0759	
Danzey (DZY)	d							0703										0803	
Wood End (WDE)	d							0707										0807	
The Lakes (TLK)	d							0709										0809	
Earlwood (West Midlands) (EWD)	d							0712										0812	
Wythall (WYT)	d							0715										0815	
Whitlocks End (WTE)	d						0647	0717					0747					0817	
Shirley (SRL)	d						0650	0720					0750					0820	
Yardley Wood (YRD)	d						0653	0723					0753					0823	
Hall Green (HLG)	d						0656	0726					0756					0826	
Spring Road (SRI)	d						0659	0729					0759					0829	
London Marylebone (MYB)	10 d																		
Leamington Spa (LMS)	d	0001	0022		0620			0644		0715		0725	0750			0800	0815		
Warwick (WRW)	d	0006	0026		0625			0648				0730				0804			
Warwick Parkway (WRP)	d	0010	0030		0630			0650				0734				0807			
Hatton (HTN)	d							0654				0739				0811			
Lapworth (LPW)	d							0659				0745				0816			0827
Dorridge (DDG)	d	0020	0040		0641			0703		0733	0750			0803	0820				0834f
Widney Manor (WMR)	d							0708		0738				0808					0838
Solihull (SOL)	d	0025	0045		0646			0711		0741	0756			0811	0824				0841
Olton (OLT)	d							0714		0744				0814					0844
Acocks Green (ACG)	d							0717		0747				0817					0847
Tyseley (TYS)	d						0703	0720	0733				0803	0821				0833	
Small Heath (SMA)	d						0705		0735		0752			0805				0835	0852
Bordesley (BBS)	d																		
Birmingham New Street (BHM)	12 a									0751			0815				0851		
Birmingham Moor Street (BMO)	d	0035a	0055a		0656a		0711	0726	0741		0756	0805a		0811	0827	0836c		0841	0857
Birmingham Snow Hill (BSW)	a						0713	0728	0743		0800			0813	0829	0840		0843	0859
Birmingham Snow Hill (BSW)	d			0601	0701	0716	0731	0746		0801			0816	0831				0846	0901
Jewellery Quarter (JEQ)	d			0604	0704	0719	0734	0749		0804			0819	0834				0849	0904
The Hawthorns (THW)	d			0608	0708	0723	0738	0753		0808			0823	0838				0853	0908
Smethwick Galton Bridge (SGB)	7 d			0611	0711	0726	0741	0756		0811			0826	0841				0856	0911
Langley Green (LGG)	d			0614	0714		0744			0814				0844					0914
Rowley Regis (ROW)	d			0617	0717	0731	0747	0801		0817			0831	0847				0901	0917
Old Hill (OHL)	d			0620	0720		0750			0820				0850					0920
Cradley Heath (CRA)	d			0624	0724	0736	0754	0806		0824			0836	0854				0906	0924
Lye (LYE)	d			0627	0727		0757			0827				0857					0927
Stourbridge Junction (SBJ)	2 a			0631	0731	0741	0801	0811		0831			0841	0901				0911	0931
Stourbridge Junction (SBJ)	2 d			0631	0731	0742	0801	0812		0831			0842	0901				0912	0931
Hagley (HAG)	d			0635		0745	0805	0815					0845					0915	
Blakedown (BKD)	d			0638		0748	0808	0818					0848					0918	
Kidderminster (KID)	a			0642	0739	0754	0812	0824		0839			0854	0909				0924	0939
Kidderminster (KID)	d			0643	0739		0813			0839				0909					0939
Hartlebury (HBY)	d			0648	0744					0844									0944
Droitwich Spa (DTW)	d			0656	0753		0826			0853				0921					0953
Worcester Shrub Hill (WOS)	7 a						0834							0928					
Worcester Foregate Street (WOF)	7 a			0705	0802					0902				0935					1002

NOTES (see introductory pages for explanation of train operator codes and standard symbols)

- a Arrival time
- d Departure time
- c Arrives 3 minutes earlier
- f Arrives 4 minutes earlier

- A From Banbury, see table 050
- B From Southampton Central to Manchester Piccadilly, see table 050
- C From High Wycombe, see table 113
- D From Reading to Newcastle, see table 050

Leamington Spa and Stratford-upon-Avon to Birmingham, Stourbridge, Kidderminster and Worcester

Saturdays

Operator Train ID Days of operation/Notes 1st Class/Reservations/Bus Catering facilities	CH	CH	LM	LM	XC	LM	LM	CH	LM	LM	XC	LM	LM	CH	CH	LM	LM	CH	
	1R10	2D11	2K22	2V24	1M26 E E E	2K26	2V28	1R14	2K30	2V32	1M30 E E E	2K34	2V36 F	1R17	2D18	2K38	2V40	1R19	
Stratford-upon-Avon (SAV)	d					0843	0908					0943	1006						
Stratford Parkway (STY)	d					0846	0912					0946	1010						
Wilmcote (WMC)	d					0850						0950							
Wootton Waven (WWW)	d					0855						0955							
Henley-in-Arden (HNL)	d					0859						0959							
Danzey (DZY)	d					0903						1003							
Wood End (WDE)	d					0907						1007							
The Lakes (TLK)	d					0909						1009							
Earlwood (West Midlands) (EWD)	d					0912						1012							
Wythall (WYT)	d					0915						1015							
Whitlocks End (WTE)	d		0847			0917		0947				1017				1047			
Shirley (SRL)	d		0850			0920		0950				1020				1050			
Yardley Wood (YRD)	d		0853			0923		0953				1023				1053			
Hall Green (HLG)	d		0856			0926		0956				1026				1056			
Spring Road (SRI)	d		0859			0929		0959				1029				1059			
London Marylebone (MYB)	☉ 10	0702						0802						0902					0932
Leamington Spa (LMS)	d	0830	0839		0916			0926			1015			1030	1039				1058
Warwick (WRW)	d	0835	0844					0931							1044				1102
Warwick Parkway (WRP)	d	0840						0935						1040					1106
Hatton (HTN)	d		0851a					0940							1051a				1111
Lapworth (LPW)	d						0927	0946					1027						1116
Dorridge (DDG)	d	0851		0903			0934c	0951		1003			1034c	1051			1103	1121	
Widney Manor (WMR)	d			0908			0938			1008			1038				1108		
Solihull (SOL)	d	0856		0911			0941	0956		1011			1041	1056			1111	1126	
Olton (OLT)	d			0914			0944			1014			1044				1114		
Acocks Green (ACG)	d			0917			0947			1017			1047				1117		
Tyseley (TYS)	d		0903	0921		0933			1003	1021		1033				1103	1121		
Small Heath (SMA)	d		0905			0935	0952		1005			1035	1052			1105			
Bordesley (BBS)	d																		
Birmingham New Street (BHM)	🚆 12 a				0951						1051								
Birmingham Moor Street (BMO)	d	0905a		0911	0927		0941	0957	1005a	1011	1027		1041	1057	1105a		1111	1127	1135a
Birmingham Snow Hill (BSW)	a		0913	0929			0943	0959		1013	1029		1043	1059			1113	1129	
Birmingham Snow Hill (BSW)	🚆 d		0916	0931			0946	1001		1016	1031		1046	1101			1116	1131	
Jewellery Quarter (JEQ)	🚆 d		0919	0934			0949	1004		1019	1034		1049	1104			1119	1134	
The Hawthorns (THW)	🚆 d		0923	0938			0953	1008		1023	1038		1053	1108			1123	1138	
Smethwick Galton Bridge (SGB)	7 d		0926	0941			0956	1011		1026	1041		1056	1111			1126	1141	
Langley Green (LGG)	d			0944				1014			1044			1114				1144	
Rowley Regis (ROW)	d		0931	0947			1001	1017		1031	1047		1101	1117			1131	1147	
Old Hill (OHL)	d			0950				1020			1050			1120				1150	
Cradley Heath (CRA)	d		0936	0954			1006	1024		1036	1054		1106	1124			1136	1154	
Lye (LYE)	d			0957				1027			1057			1127				1157	
Stourbridge Junction (SBJ)	2 a		0941	1001			1011	1031		1041	1101		1111	1131			1141	1201	
Stourbridge Junction (SBJ)	2 d		0942	1001			1012	1031		1042	1101		1112	1131			1142	1201	
Hagley (HAG)	d		0945				1015			1045			1115				1145		
Blakedown (BKD)	d		0948				1018			1048			1118				1148		
Kidderminster (KID)	a		0954	1009			1024	1039		1054	1109		1124	1139			1154	1209	
Kidderminster (KID)	d			1009				1039			1109			1139				1209	
Hartlebury (HBY)	d							1044						1144					
Droitwich Spa (DTW)	d			1021				1053			1121			1153				1221	
Worcester Shrub Hill (WOS)	7 a			1028							1128							1228	
Worcester Foregate Street (WOF)	7 a			1035				1102			1135			1202				1235	

NOTES (see introductory pages for explanation of train operator codes and standard symbols)

- a Arrival time
- d Departure time
- c Arrives 3 minutes earlier

E From Bournemouth to Manchester Piccadilly, see table 050

F Also calls at Bearly 1014 and Claverdon 1019

Leamington Spa and Stratford-upon-Avon to Birmingham, Stourbridge, Kidderminster and Worcester

Saturdays

Operator	XC	LM	LM	CH	LM	LM	XC	LM	LM	CH	CH	XC	LM	LM	XC	LM	LM	CH
Train ID	1M34	2K42	2V44	1R21	2K46	2V48	1M38	2K50	2V52	1R25	2D26	1E40	2K54	2V56	1M42	2K58	2V60	1R29
Days of operation/Notes	E		G				E					H			E			
1st Class/Reservations/Bus Catering facilities	1◇						1◇					1◇			1◇			
Stratford-upon-Avon (SAV)	d		1043	1106				1143	1208							1243	1308	
Stratford Parkway (STY)	d		1046	1110				1146	1212							1246	1312	
Wilmcote (WMC)	d		1050					1150								1250		
Wootton Waven (WWW)	d		1055					1155								1255		
Henley-in-Arden (HNL)	d		1059					1159								1259		
Danzey (DZY)	d		1103					1203								1303		
Wood End (WDE)	d		1107					1207								1307		
The Lakes (TLK)	d		1109					1209								1309		
Earlwood (West Midlands) (EWD)	d		1112					1212								1312		
Wythall (WYT)	d		1115					1215								1315		
Whitlocks End (WTE)	d		1117			1147		1217					1247			1317		
Shirley (SRL)	d		1120			1150		1220					1250			1320		
Yardley Wood (YRD)	d		1123			1153		1223					1253			1323		
Hall Green (HLG)	d		1126			1156		1226					1256			1326		
Spring Road (SRI)	d		1129			1159		1229					1259			1329		
London Marylebone (MYB)	10 d				1002					1102								1202
Leamington Spa (LMS)	d	1116			1130			1216		1228		1239	1250		1316			1330
Warwick (WRW)	d									1233	1244							1335
Warwick Parkway (WRP)	d				1140					1238								1340
Hatton (HTN)	d										1251a							
Lapworth (LPW)	d			1127					1227								1327	
Dorridge (DDG)	d			1134c	1151		1203		1234c	1251c				1303			1334c	1351
Widney Manor (WMR)	d			1138			1208		1238					1308			1338	
Solihull (SOL)	d			1141	1156		1211		1241	1256				1311			1341	1356
Olton (OLT)	d			1144			1214		1244					1314			1344	
Acoccks Green (ACG)	d			1147			1217		1247					1317			1347	
Tyseley (TYS)	d		1133			1203	1221		1233				1303	1321		1333		
Small Heath (SMA)	d		1135	1152		1205			1235	1252			1305			1335	1352	
Bordesley (BBS)	d																	
Birmingham New Street (BHM)	12 a	1151						1251				1318			1351			
Birmingham Moor Street (BMO)	d		1141	1157	1205a	1211	1227		1241	1257	1305a		1311	1327		1341	1357	1405a
Birmingham Snow Hill (BSW)	a		1143	1159		1213	1229		1243	1259			1313	1329		1343	1359	
Birmingham Snow Hill (BSW)	d		1146	1201		1216	1231		1246	1301			1316	1331		1346	1401	
Jewellery Quarter (JEQ)	d		1149	1204		1219	1234		1249	1304			1319	1334		1349	1404	
The Hawthorns (THW)	d		1153	1208		1223	1238		1253	1308			1323	1338		1353	1408	
Smethwick Galton Bridge (SGB)	7 d		1156	1211		1226	1241		1256	1311			1326	1341		1356	1411	
Langley Green (LGG)	d			1214			1244			1314				1344			1414	
Rowley Regis (ROW)	d		1201	1217		1231	1247		1301	1317			1331	1347		1401	1417	
Old Hill (OHL)	d			1220			1250			1320				1350			1420	
Cradley Heath (CRA)	d		1206	1224		1236	1254		1306	1324			1336	1354		1406	1424	
Lye (LYE)	d			1227			1257			1327				1357			1427	
Stourbridge Junction (SBJ)	2 a		1211	1231		1241	1301		1311	1331			1341	1401		1411	1431	
Stourbridge Junction (SBJ)	2 d		1212	1231		1242	1301		1312	1331			1342	1401		1412	1431	
Hagley (HAG)	d			1215			1245			1315				1345			1415	
Blakedown (BKD)	d			1218			1248			1318				1348			1418	
Kidderminster (KID)	a		1224	1239		1254	1309		1324	1339			1354	1409		1424	1439	
Kidderminster (KID)	d			1239			1309			1339				1409			1439	
Hartlebury (HBY)	d			1244						1344							1444	
Droitwich Spa (DTW)	d			1253			1321			1353				1421			1453	
Worcester Shrub Hill (WOS)	7 a						1328							1428				
Worcester Foregate Street (WOF)	7 a			1302			1335			1402				1435			1502	

NOTES (see introductory pages for explanation of train operator codes and standard symbols)

- a Arrival time
- d Departure time
- c Arrives 3 minutes earlier

- E From Bournemouth to Manchester Piccadilly, see table 050
- G Also calls at Bearley 1114 and Claverdon 1119
- H From Reading to York, see table 050

Leamington Spa and Stratford-upon-Avon to Birmingham, Stourbridge, Kidderminster and Worcester

Saturdays

Operator Train ID Days of operation/Notes 1st Class/Reservations/Bus Catering facilities	LM	LM	CH	XC	LM	LM	CH	CH	LM	LM	XC	LM	LM	CH	XC	LM	LM	XC
	2K62	2V64	1R31	1M46 E 1◇ ⚡	2K66	2V68	1R33	2D34	2K70	2V72	1M50 E 1◇ ⚡	2K74	2V76	1R37	1E52 D 1◇ ⚡	2K78	2V80	1M54 E 1◇ ⚡
Stratford-upon-Avon (SAV)	d				1343	1408						1443	1508					
Stratford Parkway (STY)	d				1346	1412						1446	1512					
Wilmcote (WMC)	d				1350							1450						
Wootton Waven (WWW)	d				1355							1455						
Henley-in-Arden (HNL)	d				1359							1459						
Danzey (DZY)	d				1403							1503						
Wood End (WDE)	d				1407							1507						
The Lakes (TLK)	d				1409							1509						
Earlwood (West Midlands) (EWD)	d				1412							1512						
Wythall (WYT)	d				1415							1515						
Whitlocks End (WTE)	d	1347			1417				1447			1517				1547		
Shirley (SRL)	d	1350			1420				1450			1520				1550		
Yardley Wood (YRD)	d	1353			1423				1453			1523				1553		
Hall Green (HLG)	d	1356			1426				1456			1526				1556		
Spring Road (SRI)	d	1359			1429				1459			1529				1559		
London Marylebone (MYB)	⊕ 10 d		1232				1302							1402				
Leamington Spa (LMS)	d		1358	1416			1430	1439			1515			1530	1549			1616
Warwick (WRW)	d		1402				1435	1444						1535				
Warwick Parkway (WRP)	d		1406				1440							1540				
Hatton (HTN)	d		1411					1451a										
Lapworth (LPW)	d		1416			1427						1527						
Dorridge (DDG)	d	1403	1421		1434c	1451			1503			1534c	1551				1603	
Widney Manor (WMR)	d	1408			1438				1508			1538					1608	
Solihull (SOL)	d	1411	1426		1441	1456			1511			1541	1556				1611	
Olton (OLT)	d	1414			1444				1514			1544					1614	
Acocks Green (ACG)	d	1417			1447				1517			1547					1617	
Tyseley (TYS)	d	1403	1421		1433				1503	1521		1533				1603	1621	
Small Heath (SMA)	d	1405			1435	1452			1505			1535	1552			1605		
Bordesley (BBS)	d	1408																
Birmingham New Street (BHM)	⊕ 12 a			1451							1551				1618			1651
Birmingham Moor Street (BMO)	d	1412	1427	1435a	1441	1457	1505a		1511	1527		1541	1557	1605a		1611	1627	
Birmingham Snow Hill (BSW)	a	1414	1429		1443	1459			1513	1529		1543	1559			1613	1629	
Birmingham Snow Hill (BSW)	d	1416	1431		1446	1501			1516	1531		1546	1601			1616	1631	
Jewellery Quarter (JEQ)	d	1419	1434		1449	1504			1519	1534		1549	1604			1619	1634	
The Hawthorns (THW)	d	1423	1438		1453	1508			1523	1538		1553	1608			1623	1638	
Smethwick Galton Bridge (SGB)	7 d	1426	1441		1456	1511			1526	1541		1556	1611			1626	1641	
Langley Green (LGG)	d		1444			1514				1544			1614				1644	
Rowley Regis (ROW)	d	1431	1447		1501	1517			1531	1547		1601	1617			1631	1647	
Old Hill (OHL)	d		1450			1520				1550			1620				1650	
Cradley Heath (CRA)	d	1436	1454		1506	1524			1536	1554		1606	1624			1636	1654	
Lye (LYE)	d		1457			1527				1557			1627				1657	
Stourbridge Junction (SBJ)	2 a	1441	1501		1511	1531			1541	1601		1611	1631			1641	1701	
Stourbridge Junction (SBJ)	2 d	1442	1501		1512	1531			1542	1601		1612	1631			1642	1701	
Hagley (HAG)	d	1445			1515				1545			1615				1645		
Blakedown (BKD)	d	1448			1518				1548			1618				1648		
Kidderminster (KID)	a	1454	1509		1524	1539			1554	1609		1624	1639			1654	1709	
Kidderminster (KID)	d		1509			1539				1609			1639				1709	
Hartlebury (HBY)	d					1544							1644					
Droitwich Spa (DTW)	d		1521			1553				1621			1653				1721	
Worcester Shrub Hill (WOS)	7 a		1528							1628							1728	
Worcester Foregate Street (WOF)	7 a		1535			1602				1635			1702				1735	

NOTES (see introductory pages for explanation of train operator codes and standard symbols)

- a Arrival time
d Departure time
c Arrives 3 minutes earlier

- D From Reading to Newcastle, see table 050
E From Bournemouth to Manchester Piccadilly, see table 050

Leamington Spa and Stratford-upon-Avon to Birmingham, Stourbridge, Kidderminster and Worcester

Saturdays

Operator	LM	LM	CH	CH	XC	LM	LM	CH	XC	LM	LM	CH	LM	LM	CH	XC	LM	LM
Train ID	2K82	2V84	1R41	2D42	1E56	2K86	2V88	1R43	1M58	2K90	2V92	1R45	2K94	2V96	1R47	1M62	2K98	2V00
Days of operation/Notes 1st Class/Reservations/Bus Catering facilities					H ◇ ⌘				E ◇ ⌘		J					E ◇ ⌘		K
Stratford-upon-Avon (SAV)	d	1543	1608							1643	1706						1743	1806
Stratford Parkway (STY)	d	1546	1612							1646	1710						1746	1810
Wilmcote (WMC)	d	1550								1650							1750	
Wootton Waven (WWW)	d	1555								1655							1755	
Henley-in-Arden (HNL)	d	1559								1659							1759	
Danzey (DZY)	d	1603								1703							1803	
Wood End (WDE)	d	1607								1707							1807	
The Lakes (TLK)	d	1609								1709							1809	
Earlwood (West Midlands) (EWD)	d	1612								1712							1812	
Wythall (WYT)	d	1615								1715							1815	
Whitlocks End (WTE)	d	1617					1647			1717			1747				1817	
Shirley (SRL)	d	1620					1650			1720			1750				1820	
Yardley Wood (YRD)	d	1623					1653			1723			1753				1823	
Hall Green (HLG)	d	1626					1656			1726			1756				1826	
Spring Road (SRI)	d	1629					1659			1729			1759				1829	
London Marylebone (MYB)	⊕ 10 d			1502					1532				1602			1632		
Leamington Spa (LMS)	d			1630	1639	1650			1658	1716			1730			1800	1816	
Warwick (WRW)	d				1644				1702							1805		
Warwick Parkway (WRP)	d			1640					1706				1740			1810		
Hatton (HTN)	d				1651a				1711									
Lapworth (LPW)	d		1627						1716				1727					1827
Dorridge (DDG)	d		1634c	1651			1703	1721				1734c	1751		1803	1821		1834c
Widney Manor (WMR)	d		1638				1708					1738			1808			1838
Solihull (SOL)	d		1641	1656			1711	1726				1741	1756		1811	1826		1841
Olton (OLT)	d		1644				1714					1744			1814			1844
Acocks Green (ACG)	d		1647				1717					1747			1817			1847
Tyseley (TYS)	d	1633					1703	1721			1733		1803	1821				1833
Small Heath (SMA)	d	1635	1652				1705				1735	1752		1805				1835
Bordesley (BBS)	d																	1852
Birmingham New Street (BHM)	⊕ 12 a					1718				1751						1851		
Birmingham Moor Street (BMO)	d	1641	1657	1705a			1711	1727	1735a		1741	1757	1805a	1811	1827	1835a		1841
Birmingham Snow Hill (BSW)	a	1643	1659				1713	1729			1743	1759		1813	1829			1843
Birmingham Snow Hill (BSW)	d	1646	1701				1716	1731			1746	1801		1816	1831			1846
Jewellery Quarter (JEQ)	d	1649	1704				1719	1734			1749	1804		1819	1834			1849
The Hawthorns (THW)	d	1653	1708				1723	1738			1753	1808		1823	1838			1853
Smethwick Galton Bridge (SGB)	7 d	1656	1711				1726	1741			1756	1811		1826	1841			1856
Langley Green (LGG)	d		1714					1744				1814			1844			1914
Rowley Regis (ROW)	d	1701	1717				1731	1747			1801	1817		1831	1847			1901
Old Hill (OHL)	d		1720					1750				1820			1850			1920
Cradley Heath (CRA)	d	1706	1724				1736	1754			1806	1824		1836	1854			1906
Lye (LYE)	d		1727					1757				1827			1857			1927
Stourbridge Junction (SBJ)	2 a	1711	1731				1741	1801			1811	1831		1841	1901			1911
Stourbridge Junction (SBJ)	2 d	1712	1731				1742	1801			1812	1831		1842	1901			1912
Hagley (HAG)	d		1715					1745				1815	1835		1845			1915
Blakedown (BKD)	d		1718					1748				1818	1838		1848			1918
Kidderminster (KID)	a	1724	1739				1754	1809			1824	1842		1854	1909			1924
Kidderminster (KID)	d		1739					1809				1843			1909			1943
Hartlebury (HBY)	d		1744									1848						1948
Droitwich Spa (DTW)	d		1757					1821				1856			1921			1956
Worcester Shrub Hill (WOS)	7 a							1828							1928			
Worcester Foregate Street (WOF)	7 a		1807					1835				1905			1935			2005

NOTES (see introductory pages for explanation of train operator codes and standard symbols)

- a Arrival time
- d Departure time
- c Arrives 3 minutes earlier

- E From Bournemouth to Manchester Piccadilly, see table 050
- H From Reading to York, see table 050
- J Also calls at Bearley 1714 and Claverdon 1719
- K Also calls at Bearley 1814 and Claverdon 1819

Leamington Spa and Stratford-upon-Avon to Birmingham, Stourbridge, Kidderminster and Worcester

Saturdays








Operator	CH	CH	XC	LM	LM	CH	XC	LM	LM	CH	LM	LM	CH	XC	LM	LM	CH	CH	
Train ID	1R49	2D50	1E64	2K02	2V04	1R51	1M66	2K06	2V08	1J53	2B10	2V12	1R55	1M70	2K14	2V16	1R58	2D59	
Days of operation/Notes			D				E							E					
1st Class/Reservations/Bus			1◇				1◇							1◇					
Catering facilities			⌘				⌘							⌘					
Stratford-upon-Avon (SAV)	d							1843	1908										1943
Stratford Parkway (STY)	d							1846	1912										1946
Wilmcote (WMC)	d							1850											1950
Wootton Waven (WWW)	d							1855											1955
Henley-in-Arden (HNL)	d							1859											1959
Danzey (DZY)	d							1903											2003
Wood End (WDE)	d							1907											2007
The Lakes (TLK)	d							1909											2009
Earlwood (West Midlands) (EWD)	d							1912											2012
Wythall (WYT)	d							1915											2015
Whitlocks End (WTE)	d				1847			1917			1947								2017
Shirley (SRL)	d				1850			1920			1950								2020
Yardley Wood (YRD)	d				1853			1923			1953								2023
Hall Green (HLG)	d				1856			1926			1956								2026
Spring Road (SRI)	d				1859			1929			1959								2029
London Marylebone (MYB)	⊕ 10 d	1702								1802				1832					1902
Leamington Spa (LMS)	d	1830	1839	1850			1732			1929				1958	2016				2030
Warwick (WRW)	d		1844				1859	1916		1934				2002					2035
Warwick Parkway (WRP)	d	1840					1904			1938				2006					2040
Hatton (HTN)	d		1851a				1908							2011					2051a
Lapworth (LPW)	d													2016					
Dorridge (DDG)	d	1851				1903	1919			1934c	1948		2003	2021					2033
Widney Manor (WMR)	d					1908				1938			2008						2038
Solihull (SOL)	d	1856				1911	1926			1941	1953		2011	2026					2041
Olton (OLT)	d					1914				1944			2014						2044
Acocks Green (ACG)	d					1917				1947			2017						2047
Tyseley (TYS)	d					1903	1921			1933			2003	2021					2033
Small Heath (SMA)	d					1905				1935	1952		2005						2035
Bordesley (BBS)	d																		2052
Birmingham New Street (BHM)	⊕ 12 a			1918				1951							2051				
Birmingham Moor Street (BMO)	d	1905a			1911	1927	1935a		1941	1957	2005c	2012	2027	2035a		2041	2057	2105a	
Birmingham Snow Hill (BSW)	a				1913	1929			1943	1959	2007	2014	2029		2043	2059			
Birmingham Snow Hill (BSW)	d				1916	1931			1946	2001	2010		2031		2046	2101			
Jewellery Quarter (JEQ)	d				1919	1934			1949	2004			2034		2049	2104			
The Hawthorns (THW)	d				1923	1938			1953	2008			2038		2053	2108			
Smethwick Galton Bridge (SGB)	7 d				1926	1941			1956	2011			2041		2056	2111			
Langley Green (LGG)	d					1944				2014			2044			2114			
Rowley Regis (ROW)	d				1931	1947			2001	2017	2025		2047		2101	2117			
Old Hill (OHL)	d					1950				2020			2050			2120			
Cradley Heath (CRA)	d				1936	1954			2006	2024			2054		2106	2124			
Lye (LYE)	d					1957				2027			2057			2127			
Stourbridge Junction (SBJ)	2 a				1941	2001			2011	2031	2035		2101		2111	2131			
Stourbridge Junction (SBJ)	2 d				1942	2001			2012	2031			2101		2112	2131			
Hagley (HAG)	d				1945				2015	2035					2115	2135			
Blakedown (BKD)	d				1948				2018	2038					2118	2138			
Kidderminster (KID)	a				1954	2009			2024	2042			2109		2124	2142			
Kidderminster (KID)	d					2009				2043			2110			2143			
Hartlebury (HBY)	d									2048						2148			
Droitwich Spa (DTW)	d					2021				2056			2125			2157			
Worcester Shrub Hill (WOS)	7 a					2028							2134						
Worcester Foregate Street (WOF)	7 a					2035				2105						2207			

NOTES (see introductory pages for explanation of train operator codes and standard symbols)

- a Arrival time
- d Departure time
- c Arrives 3 minutes earlier
- D From Reading to Newcastle, see table 050
- E From Bournemouth to Manchester Piccadilly, see table 050

Leamington Spa and Stratford-upon-Avon to Birmingham, Stourbridge, Kidderminster and Worcester

Saturdays

Operator Train ID Days of operation/Notes 1st Class/Reservations/Bus Catering facilities	LM	LM	CH	XC	LM	LM	CH	LM	LM	CH	XC	LM	LM	CH	LM	LM	CH	LM	
	2V18	2V20	1J59	1M74 E □◇ ⚡	2B22	2V24	1R61	2B26	2B28	1R63	1M78 L □◇	2V30	2J32	1R65	2J32	2B34	1R69	2B36	
Stratford-upon-Avon (SAV)	d				2043							2143				2243		2330	
Stratford Parkway (STY)	d				2046							2146				2247		2333	
Wilmcote (WMC)	d				2050							2150				2250		2336	
Wootton Waven (WWW)	d				2055							2155							
Henley-in-Arden (HNL)	d				2059							2159				2257			
Danzey (DZY)	d				2103							2203							
Wood End (WDE)	d				2107							2207							
The Lakes (TLK)	d				2109							2209							
Earlwood (West Midlands) (EWD)	d				2112							2212				2305			
Wythall (WYT)	d				2115							2215				2308			
Whitlocks End (WTE)	d	2047			2117		2147					2217				2311			
Shirley (SRL)	d	2050			2120		2150					2220				2313			
Yardley Wood (YRD)	d	2053			2123		2153					2223				2316			
Hall Green (HLG)	d	2056			2126		2156					2226				2319			
Spring Road (SRI)	d	2059			2129		2159					2229				2322			
London Marylebone (MYB) 	d		1932			2002			2032					2102			2202		
Leamington Spa (LMS)	d		2100	2116		2130			2158	2216				2230			2328		
Warwick (WRW)	d		2105			2135			2202								2333		
Warwick Parkway (WRP)	d		2109			2140			2206					2240			2337		
Hatton (HTN)	d								2211										
Lapworth (LPW)	d								2216										
Dorridge (DDG)	d	2103	2120		2133	2151		2203	2221			2233	2251				2347		
Widney Manor (WMR)	d	2108			2138			2208				2238							
Solihull (SOL)	d	2111	2125		2141	2156		2211	2226			2241	2256			2352			
Olton (OLT)	d	2114			2144			2214				2244							
Acocks Green (ACG)	d	2117			2147			2217				2247							
Tyseley (TYS)	d	2103	2120		2133	2150		2203	2221			2233	2251			2326			
Small Heath (SMA)	d	2105	2123		2135	2153		2205	2223			2235	2253			2329			
Bordesley (BBS)	d																		
Birmingham New Street (BHM) 	a			2151						2250									
Birmingham Moor Street (BMO)	d	2111	2127	2136		2140	2158	2205a	2211	2229	2235a		2242c	2315e	2305a	2315e	2334a	0001a	0004s
Birmingham Snow Hill (BSW)	a	2113	2130	2138		2142	2200		2213	2231			2244			2317			0008
Birmingham Snow Hill (BSW)	d	2116	2131	2141			2201						2300			2322			
Jewellery Quarter (JEQ)	d	2119	2134				2204						2303			2324			
The Hawthorns (THW)	d	2123	2138				2208						2307			2328			
Smethwick Galton Bridge (SGB) 	d	2126	2141				2211						2310			2331			
Langley Green (LGG)	d		2144				2214						2313			2334			
Rowley Regis (ROW)	d	2131	2147	2155			2217						2317			2338			
Old Hill (OHL)	d		2150				2220						2320			2341			
Cradley Heath (CRA)	d	2136	2154				2224						2323			2345			
Lye (LYE)	d		2157				2227						2326			2348			
Stourbridge Junction (SBJ) 	a	2141	2201	2205			2231						2330			2352			
Stourbridge Junction (SBJ) 	d	2142	2201				2231						2331						
Hagley (HAG)	d	2145					2235						2335						
Blakedown (BKD)	d	2148					2238						2338						
Kidderminster (KID)	a	2153	2209				2243						2342						
Kidderminster (KID)	d	2153	2209				2243						2343						
Hartlebury (HBY)	d						2248						2348						
Droitwich Spa (DTW)	d	2205	2221				2257						2356						
Worcester Shrub Hill (WOS) 	a	2213	2232				2305						0004						
Worcester Foregate Street (WOF) 	a																		












NOTES (see introductory pages for explanation of train operator codes and standard symbols)

- a Arrival time
- d Departure time
- s Stops to set down only
- c Arrives 3 minutes earlier
- e Arrives 18 minutes earlier

- E From Bournemouth to Manchester Piccadilly, see table 050
- L From Bournemouth, see table 050

Leamington Spa and Stratford-upon-Avon to Birmingham, Stourbridge, Kidderminster and Worcester

Sundays












Operator Train ID Days of operation/Notes 1st Class/Reservations/Bus Catering facilities	LM	LM	LM	CH	XC	LM	LM	CH	CH	XC	LM	LM	CH	XC	LM	LM	CH	XC
	2B00	2V00	2B48	1R14	1M30 A □◇ ⚡	2V02	2J50	1R17	2D18	1M34 B □◇ ⚡	2V04	2J52	1R21	1M38 C □◇ ⚡	2V06	2J54	1R25	1M42 C □◇ ⚡
Stratford-upon-Avon (SAV)	d					0926					1026				1126			
Stratford Parkway (STY)	d					0930					1030				1130			
Wilmcote (WMC)	d					0933					1033				1133			
Wootton Waven (WWW)	d					0938					1038				1138			
Henley-in-Arden (HNL)	d					0942					1042				1142			
Danzey (DZY)	d																	
Wood End (WDE)	d																	
The Lakes (TLK)	d					0949					1049				1149			
Earlwood (West Midlands) (EWD)	d					0952					1052				1152			
Wythall (WYT)	d					0954					1054				1154			
Whitlocks End (WTE)	d		0907			0957					1057				1157			
Shirley (SRL)	d		0910			1000					1100				1200			
Yardley Wood (YRD)	d		0912			1002					1102				1202			
Hall Green (HLG)	d		0915			1006					1106				1206			
Spring Road (SRI)	d		0917			1008					1108				1208			
London Marylebone (MYB) 	d			0800				0900					1000				1100	
Leamington Spa (LMS)	d			0928	1016			1031		1044	1116			1127	1216			1231
Warwick (WRW)	d			0933				1037	1049					1131				1237
Warwick Parkway (WRP)	d			0938				1043						1135				1243
Hatton (HTN)	d			0944					1056a					1141				
Lapworth (LPW)	d			0950										1147				
Dorridge (DDG)	d	0857		0927	0956		1027	1055				1127	1153			1227	1255	
Widney Manor (WMR)	d	0902		0932			1032					1132				1232		
Solihull (SOL)	d	0905		0935	1001		1035	1101				1135	1158			1235	1301	
Olton (OLT)	d	0908		0938			1038					1138				1238		
Acoccks Green (ACG)	d	0911		0941			1041					1141				1241		
Tyseley (TYS)	d					1011					1111				1211			
Small Heath (SMA)	d																	
Birmingham New Street (BHM) 	a				1051					1151				1251				1351
Birmingham Moor Street (BMO)	d	0918	0924	0950	1012a		1016	1048	1112a			1117	1148	1209a		1217	1248	1312a
Birmingham Snow Hill (BSW) 	a	0920	0927	0952			1019	1050				1119	1150			1219	1250	
Birmingham Snow Hill (BSW) 	d		0929				1022	1052				1122	1152			1222	1252	
Jewellery Quarter (JEQ) 	d		0931				1024	1054				1124	1154			1224	1254	
The Hawthorns (THW) 	d		0935				1028	1058				1128	1158			1228	1258	
Smethwick Galton Bridge (SGB) 	d		0938				1031	1101				1131	1201			1231	1301	
Langley Green (LGG)	d						1104					1204				1304		
Rowley Regis (ROW)	d		0944				1037	1108				1137	1208			1237	1308	
Old Hill (OHL)	d							1111				1211				1311		
Cradley Heath (CRA)	d		0949				1042	1114				1142	1214			1242	1314	
Lye (LYE)	d							1117				1217				1317		
Stourbridge Junction (SBJ) 	a		0954				1047	1121				1147	1221			1247	1321	
Stourbridge Junction (SBJ) 	d		0955				1047					1147				1247		
Hagley (HAG)	d		0958				1051					1151				1251		
Blakedown (BKD)	d						1054					1154				1254		
Kidderminster (KID)	a		1004				1059					1159				1259		
Kidderminster (KID)	d		1004				1059					1159				1259		
Hartlebury (HBY)	d		1010									1204						
Droitwich Spa (DTW)	d		1018				1112					1213				1311		
Worcester Shrub Hill (WOS) 	a		1026				1120											
Worcester Foregate Street (WOF) 	a		1033				1135					1222				1320		

NOTES (see introductory pages for explanation of train operator codes and standard symbols)

- a Arrival time
- d Departure time
- A From Reading to Manchester Piccadilly, see table 050
- B From Southampton Central to Manchester Piccadilly, see table 050
- C From Bournemouth to Manchester Piccadilly, see table 050

Leamington Spa and Stratford-upon-Avon to Birmingham, Stourbridge, Kidderminster and Worcester

Sundays

Operator Train ID Days of operation/Notes 1st Class/Reservations/Bus Catering facilities	LM 2V08	LM 2J56	CH 1R29	CH 2D30	LM 2V10	CH 1R31	XC 1M46 C □◇ ≡	LM 2J58	CH 1R33	XC 1M50 C □◇ ≡	LM 2V12	LM 2J60	CH 1R37	CH 2D38	XC 1M54 C □◇ ≡	LM 2V16	LM 2J62	LM 2V17
Stratford-upon-Avon (SAV)	d	1226			1326						1426					1526		
Stratford Parkway (STY)	d	1230			1330						1430					1530		
Wilmcote (WMC)	d	1233			1333						1433					1533		
Wootton Waven (WWW)	d	1238			1338						1438					1538		
Henley-in-Arden (HNL)	d	1242			1342						1442					1542		
Danzey (DZY)	d																	
Wood End (WDE)	d																	
The Lakes (TLK)	d	1249			1349						1449					1549		
Earlwood (West Midlands) (EWD)	d	1252			1352						1452					1552		
Wythall (WYT)	d	1254			1354						1454					1554		
Whitlocks End (WTE)	d	1257			1357						1457					1557		
Shirley (SRL)	d	1300			1400						1500					1600		
Yardley Wood (YRD)	d	1302			1402						1502					1602		
Hall Green (HLG)	d	1306			1406						1506					1606		
Spring Road (SRI)	d	1308			1408						1508					1608		
London Marylebone (MYB) 	d		1200			1237			1300				1400					
Leamington Spa (LMS)	d		1327	1340		1357	1416		1431	1516			1527	1540	1616			
Warwick (WRW)	d		1331	1345		1401			1437				1531	1545				
Warwick Parkway (WRP)	d		1335			1405			1443				1535					
Hatton (HTN)	d		1341	1352a									1541	1552a				
Lapworth (LPW)	d		1347										1547					
Dorridge (DDG)	d	1327	1353			1415		1427	1455			1527	1553				1627	
Widney Manor (WMR)	d	1332						1432				1532					1632	
Solihull (SOL)	d	1335	1358			1421		1435	1501			1535	1558				1635	
Olton (OLT)	d	1338						1438				1538					1638	
Acocks Green (ACG)	d	1341						1441				1541					1641	
Tyseley (TYS)	d	1311			1411						1511					1611		
Small Heath (SMA)	d																	
Birmingham New Street (BHM) 	a						1451			1551					1651			
Birmingham Moor Street (BMO)	d	1317	1348	1409a	1417	1432a		1448	1512a		1517	1548	1609a			1617	1648	1702
Birmingham Snow Hill (BSW) 	a	1319	1350		1419			1450			1519	1550				1619	1650	1704
Birmingham Snow Hill (BSW) 	d	1321	1352		1422			1452			1522	1552				1622	1651	1707
Jewellery Quarter (JEQ) 	d	1323	1354		1424			1454			1524	1554				1624	1653	
The Hawthorns (THW) 	d	1327	1358		1428			1458			1528	1558				1628	1657	
Smethwick Galton Bridge (SGB) 	d	1330	1401		1431			1501			1531	1601				1631	1700	
Langley Green (LGG)	d		1404					1504				1604					1703	
Rowley Regis (ROW)	d	1336	1408		1437			1508			1537	1608				1637	1707	
Old Hill (OHL)	d		1411					1511				1611					1710	
Cradley Heath (CRA)	d	1341	1414		1442			1514			1542	1614				1642	1713	
Lye (LYE)	d		1417					1517				1617					1716	
Stourbridge Junction (SBJ) 	a	1346	1421		1447			1521			1547	1621				1647	1721	1724
Stourbridge Junction (SBJ) 	d	1346			1447						1547					1647		1725
Hagley (HAG)	d	1350			1451						1551					1651		1728
Blakedown (BKD)	d				1454											1654		
Kidderminster (KID)	a	1355			1459						1556					1658		1734
Kidderminster (KID)	d	1356			1459						1557					1659		1734
Hartlebury (HBY)	d	1401									1602							
Droitwich Spa (DTW)	d	1409			1511						1610					1710		1746
Worcester Shrub Hill (WOS) 	a																	1754
Worcester Foregate Street (WOF) 	a	1418			1520						1619					1719		












NOTES (see introductory pages for explanation of train operator codes and standard symbols)

- a Arrival time
d Departure time

C From Bournemouth to Manchester Piccadilly, see table 050

Leamington Spa and Stratford-upon-Avon to Birmingham, Stourbridge, Kidderminster and Worcester

Sundays












Operator	CH	XC	LM	LM	CH	LM	LM	CH	XC	CH	XC	LM	CH	XC	CH	CH	LM	CH
Train ID	1R41	1M58	2V18	2J64	1R45	2V20	2B66	2D46	1M62	1R51	1E64	2V22	1J52	1M66	1R53	CH 2D54	2V28	1J55
Days of operation/Notes 1st Class/Reservations/Bus Catering facilities		C P◇ ⌘							C P◇ ⌘		D P◇ ⌘			C P◇ ⌘				
Stratford-upon-Avon (SAV)	d		1626			1726						1826					1926	
Stratford Parkway (STY)	d		1629			1730						1830					1930	
Wilmcote (WMC)	d		1632			1733						1833					1933	
Wootton Waven (WWW)	d		1638			1738						1838					1938	
Henley-in-Arden (HNL)	d		1642			1742						1842					1942	
Danzey (DZY)	d																	
Wood End (WDE)	d																	
The Lakes (TLK)	d		1649			1749						1849					1949	
Earlwood (West Midlands) (EWD)	d		1652															
Wythall (WYT)	d		1654			1753						1853					1953	
Whitlocks End (WTE)	d		1657			1756						1856					1956	
Shirley (SRL)	d		1700			1759						1859					1959	
Yardley Wood (YRD)	d		1702			1801						1901					2001	
Hall Green (HLG)	d		1706			1805						1905					2005	
Spring Road (SRI)	d		1708			1807						1907					2007	
London Marylebone (MYB) 	d	1500			1600				1700		1737		1900	1916	1800			1837
Leamington Spa (LMS)	d	1631	1716		1727			1740	1816	1827	1843		1900	1916	1927	1940		2000
Warwick (WRW)	d	1637			1731			1745		1832			1905		1931	1945		2005
Warwick Parkway (WRP)	d	1643			1735					1838			1910		1935			2010
Hatton (HTN)	d				1741			1752a							1941	1952a		
Lapworth (LPW)	d				1747										1947			
Dorridge (DDG)	d	1655		1727	1753		1827			1850			1921		1953			2021
Widney Manor (WMR)	d			1732			1832											
Solihull (SOL)	d	1701		1735	1758		1835			1856			1926		1958			2026
Olton (OLT)	d			1738			1838											
Acoccks Green (ACG)	d			1741			1841											
Tyseley (TYS)	d		1711			1810						1910					2010	
Small Heath (SMA)	d																	
Birmingham New Street (BHM) 	a		1751						1851		1918			1951				
Birmingham Moor Street (BMO)	d	1712a		1717	1748	1809a	1815	1848		1905a		1915	1936		2009a		2015	2036
Birmingham Snow Hill (BSW) 	a			1719	1750		1817	1850				1917	1938				2017	2038
Birmingham Snow Hill (BSW) 	d			1722	1752		1822					1922	1940				2022	2040
Jewellery Quarter (JEQ) 	d			1724	1754		1824					1924					2024	
The Hawthorns (THW) 	d			1728	1758		1828					1928					2028	
Smethwick Galton Bridge (SGB) 	d			1731	1801		1831					1931					2031	
Langley Green (LGG)	d				1804													
Rowley Regis (ROW)	d			1737	1808		1837					1937	1953				2037	2053
Old Hill (OHL)	d				1811													
Cradley Heath (CRA)	d			1742	1814		1842					1942					2042	
Lye (LYE)	d				1817													
Stourbridge Junction (SBJ) 	a			1747	1821		1847					1947	2002				2047	2102
Stourbridge Junction (SBJ) 	d			1747			1847					1947					2047	
Hagley (HAG)	d			1751			1851					1951					2051	
Blakedown (BKD)	d						1854											
Kidderminster (KID)	a			1756			1859					1957					2057	
Kidderminster (KID)	d			1757			1859					1957					2057	
Hartlebury (HBY)	d			1803								2002						
Droitwich Spa (DTW)	d			1811			1911					2012					2109	
Worcester Shrub Hill (WOS) 	a						1919					2020					2117	
Worcester Foregate Street (WOF) 	a			1821													2125	

NOTES (see introductory pages for explanation of train operator codes and standard symbols)

- a Arrival time
- d Departure time
- C From Bournemouth to Manchester Piccadilly, see table 050
- D From Reading to Newcastle, see table 050

Leamington Spa and Stratford-upon-Avon to Birmingham, Stourbridge, Kidderminster and Worcester

Sundays

Operator Train ID Days of operation/Notes 1st Class/Reservations/Bus Catering facilities	XC	CH	XC	LM	CH	XC	LM	CH	CH
	1M70 C 1◇ ♣	1R58	1M74 C 1◇	2V30	1R61	1M78 E 1◇	2V32	1R65	1R69
Stratford-upon-Avon (SAV)	d								
Stratford Parkway (STY)	d								
Wilmcote (WMC)	d								
Wootton Waven (WWW)	d								
Henley-in-Arden (HNL)	d								
Danzey (DZY)	d								
Wood End (WDE)	d								
The Lakes (TLK)	d								
Earlwood (West Midlands) (EWD)	d								
Wythall (WYT)	d								
Whitlocks End (WTE)	d								
Shirley (SRL)	d								
Yardley Wood (YRD)	d								
Hall Green (HLG)	d								
Spring Road (SRI)	d								
London Marylebone (MYB)  10	d	1900			2000			2100	2208
Leamington Spa (LMS)	d	2016	2028	2116	2132	2212		2225	2328
Warwick (WRW)	d		2034		2136			2231	2333
Warwick Parkway (WRP)	d		2040		2140			2237	2337
Hatton (HTN)	d				2146				
Lapworth (LPW)	d				2152				
Dorridge (DDG)	d		2052		2158			2249	2347
Widney Manor (WMR)	d								
Solihull (SOL)	d		2058		2203			2255	2352
Olton (OLT)	d								
Acocks Green (ACG)	d								
Tyseley (TYS)	d								
Small Heath (SMA)	d								
Birmingham New Street (BHM)  12	a	2051		2151		2244			
Birmingham Moor Street (BMO)	d		2109a		2143	2214a		2251	2306a
Birmingham Snow Hill (BSW) 	a				2145			2253	0004a
Birmingham Snow Hill (BSW) 	d				2146			2255	
Jewellery Quarter (JEQ) 	d				2148			2257	
The Hawthorns (THW) 	d				2152			2301	
Smethwick Galton Bridge (SGB)  7	d				2155			2304	
Langley Green (LGG)	d								
Rowley Regis (ROW)	d				2200			2310	
Old Hill (OHL)	d								
Cradley Heath (CRA)	d				2205			2315	
Lye (LYE)	d								
Stourbridge Junction (SBJ)  2	a				2210			2320	
Stourbridge Junction (SBJ)  2	d				2210			2322	
Hagley (HAG)	d				2214			2325	
Blakedown (BKD)	d								
Kidderminster (KID)	a				2219			2331	
Kidderminster (KID)	d				2220			2331	
Hartlebury (HBY)	d								
Droitwich Spa (DTW)	d				2231			2343	
Worcester Shrub Hill (WOS)  7	a				2239			2351	
Worcester Foregate Street (WOF)  7	a								

NOTES (see introductory pages for explanation of train operator codes and standard symbols)

a Arrival time
d Departure time

C From Bournemouth to Manchester Piccadilly, see table 050
E From Bournemouth, see table 050

Worcester, Kidderminster and Stourbridge to Birmingham, Leamington Spa and Stratford-upon-Avon

Mondays to Fridays

Operator	LM	CH	CH	CH	LM	XC	CH	LM	LM	CH	CH	LM	LM	XC	CH	CH	LM	LM
Train ID	2H35	2U90	1H04	1H08	2D01	1002	1H10	2C03	2S05	2L13	1H14	2D07	2S09	1004	1H17	2L21	2C11	2S13
Days of operation/Notes	MX	MX A				B								C				
1st Class/Reservations/Bus						◇								◇				
Catering facilities						≡												
Worcester Foregate Street (WOF)	7	d																
Worcester Shrub Hill (WOS)	7	d						0512									0612	
Droitwich Spa (DTW)		d						0520									0620	
Hartlebury (HBY)		d						0527									0627	
Kidderminster (KID)		a						0532									0632	
Kidderminster (KID)		d						0533				0609	0624				0633	
Blakedown (BKD)		d						0537				0613	0628				0637	
Hagley (HAG)		d						0540				0616	0631				0641	
Stourbridge Junction (SBJ)	2	d						0545			0614	0620	0635				0645	0705
Lye (LYE)		d						0549									0649	
Cradley Heath (CRA)		d						0552				0626	0641				0652	0711
Old Hill (OHL)		d						0556									0656	
Rowley Regis (ROW)		d						0559			0625	0631	0646				0659	0716
Langley Green (LGG)		d						0603									0703	
Smethwick Galton Bridge (SGB)	7	d						0606			0632	0636	0651				0706	0721
The Hawthorns (THW)		d						0608				0638	0653				0708	0723
Jewellery Quarter (JEQ)		d						0612				0642	0657				0712	0727
Birmingham Snow Hill (BSW)		a						0616			0639	0646	0701				0716	0731
Birmingham Snow Hill (BSW)		d				0551		0621			0641	0651	0705				0721	0735
Birmingham Moor Street (BMO)		d		0515	0545	0555		0615	0625	0639	0645	0655	0709		0715	0720	0725	0739
Birmingham New Street (BHM)		d				0604								0703				
Small Heath (SMA)		d				0558			0642			0658	0712					0742
Tyseley (TYS)		d						0630	0645			0715					0730	0745
Acocks Green (ACG)		d				0603		0633				0703					0733	
Olton (OLT)		d				0605		0635				0705					0735	
Solihull (SOL)		d		0523	0553	0609	0623	0639			0654	0709			0724	0729	0739	
Widney Manor (WMR)		d				0612		0642				0712					0742	
Dorridge (DDG)		d		0528	0558	0623f	0628	0647a			0659	0720g			0729	0734	0747a	
Lapworth (LPW)		d										0724					0738	
Hatton (HTN)		d															0744	
Warwick Parkway (WRP)		d	0001	0009	0538	0608		0638			0710				0739			
Warwick (WRW)		d	0005	0013	0541	0611		0641		0703	0714				0743	0750		
Leamington Spa (LMS)		a	0009	0018	0546	0616		0636	0646		0707	0719		0737	0750	0756		
London Marylebone (MYB)		a			0710	0746		0807			0842				0913			
Spring Road (SRI)		d							0648				0718					0748
Hall Green (HLG)		d							0650				0720					0750
Yardley Wood (YRD)		d							0653				0723					0753
Shirley (SRL)		d							0656				0726					0756
Whitlocks End (WTE)		d							0659				0729a					0759
Wythall (WYT)		d							0702									0802
Earlswood (West Midlands) (EWD)		d							0704									0804
The Lakes (TLK)		d							0707									0807
Wood End (WDE)		d							0709									0809
Danzey (DZY)		d							0713									0813
Henley-in-Arden (HNL)		d							0718									0818
Wootton Wawen (WWW)		d							0721									0821
Wilmcote (WMC)		d				0639			0727									0827
Stratford Parkway (STY)		d				0642			0730				0739					0830
Stratford-upon-Avon (SAV)		a				0646			0734				0743					0834

NOTES (see introductory pages for explanation of train operator codes and standard symbols)

- a Arrival time
- d Departure time
- f Arrives 6 minutes earlier
- g Arrives 4 minutes earlier
- A To Banbury, see table 113
- B To Bournemouth, see table 050
- C From Manchester Piccadilly to Bournemouth, see table 050
- MX Not Mondays

Worcester, Kidderminster and Stourbridge to Birmingham, Leamington Spa and Stratford-upon-Avon

Mondays to Fridays

Operator	CH	LM	LM	XC	CH	LM	LM	CH	CH	LM	LM	XC	CH	CH	LM	LM	XC	CH
Train ID	1H22	2D15	2S17	1006	1H25	2C19	2S21	2L26	1H27	2D23	2S25	1008	1H28	2L29	2C27	2S29	1V83	1H30
Days of operation/Notes 1st Class/Reservations/Bus Catering facilities				D D D								C C C					E E E	
Worcester Foregate Street (WOF)	7					0715				0740					0815			
Worcester Shrub Hill (WOS)	7	0650								0747								
Droitwich Spa (DTW)	d	0658				0724				0755					0824			
Hartlebury (HBY)	d					0731				0802					0831			
Kidderminster (KID)	a	0708				0736				0807					0836			
Kidderminster (KID)	d	0708	0724			0737	0754			0808	0824				0837	0854		
Blakedown (BKD)	d	0713	0728				0758				0828					0858		
Hagley (HAG)	d		0731				0801			0814	0831				0843	0901		
Stourbridge Junction (SBJ)	2	0718	0735			0745	0805			0818	0835				0847	0905		
Lye (LYE)	d	0722				0749				0822					0851			
Cradley Heath (CRA)	d	0726	0741			0752	0811			0826	0841				0854	0911		
Old Hill (OHL)	d	0729				0756				0829					0858			
Rowley Regis (ROW)	d	0733	0746			0759	0816			0833	0846				0901	0916		
Langley Green (LGG)	d	0736				0803				0836					0905			
Smethwick Galton Bridge (SGB)	7	0740	0751			0806	0821			0840	0851				0908	0921		
The Hawthorns (THW)	d	0742	0753			0808	0823			0842	0853				0910	0923		
Jewellery Quarter (JEQ)	d	0746	0757			0812	0827			0846	0857				0914	0927		
Birmingham Snow Hill (BSW)	a	0750	0801			0816	0831			0850	0901				0918	0931		
Birmingham Snow Hill (BSW)	d	0751	0805			0821	0835			0851	0905		0911		0921	0935		
Birmingham Moor Street (BMO)	d	0745	0755	0809	0815	0825	0839		0845	0855	0909		0915	0920	0925	0939		0945
Birmingham New Street (BHM)	12			0803								0903					0933	
Small Heath (SMA)	d	0758	0812				0842			0858	0912					0942		
Tyseley (TYS)	d		0815			0830	0845				0915				0930	0945		
Acocks Green (ACG)	d		0803			0833				0903					0933			
Olton (OLT)	d		0805			0835				0905					0935			
Solihull (SOL)	d	0754	0809		0825	0839			0854	0909			0923	0929	0939			0954
Widney Manor (WMR)	d		0812			0842				0912					0942			
Dorridge (DDG)	d	0759	0820g		0830	0847a			0859	0920g			0928	0934	0947a			1000
Lapworth (LPW)	d		0824							0924					0938			
Hatton (HTN)	d														0944			
Warwick Parkway (WRP)	d	0809			0840				0910				0938					1011
Warwick (WRW)	d	0814			0844			0905	0914				0941	0950				1015
Leamington Spa (LMS)	a	0819		0837	0849			0909	0920			0937	0946	0956			0959	1022
London Marylebone (MYB)	10	0945			1022				1045				1120					1145
Spring Road (SRI)	d		0818				0848				0918					0948		
Hall Green (HLG)	d		0820				0850				0920					0950		
Yardley Wood (YRD)	d		0823				0853				0923					0953		
Shirley (SRL)	d		0826				0856				0926					0956		
Whitlocks End (WTE)	d		0829a				0859				0929a					0959		
Wythall (WYT)	d						0902									1002		
Earlswood (West Midlands) (EWD)	d						0904									1004		
The Lakes (TLK)	d						0907									1007		
Wood End (WDE)	d						0909									1009		
Danzey (DZY)	d						0913									1013		
Henley-in-Arden (HNL)	d						0918									1018		
Wootton Waven (WWW)	d						0921									1021		
Wilmcote (WMC)	d						0927									1027		
Stratford Parkway (STY)	d		0839				0930			0939						1030		
Stratford-upon-Avon (SAV)	a		0846				0934			0943						1034		

NOTES (see introductory pages for explanation of train operator codes and standard symbols)

- a Arrival time
d Departure time
g Arrives 4 minutes earlier

- C From Manchester Piccadilly to Bournemouth, see table 050
D From Nottingham to Bournemouth, see table 050
E From Newcastle to Reading, see table 050

Worcester, Kidderminster and Stourbridge to Birmingham, Leamington Spa and Stratford-upon-Avon

Mondays to Fridays

Operator	LM	LM	XC	CH	LM	LM	CH	CH	LM	LM	XC	CH	LM	LM	XC	CH	LM	LM
Train ID	2D31	2S33	1O10	1H32	2C35	2S37	2L32	1H33	2D39	2S41	1O12	2L36	2C43	2S45	1V85	1H41	2D47	2S49
Days of operation/Notes			C								C				E			
1st Class/Reservations/Bus Catering facilities			1◇								1◇				1◇			
Worcester Foregate Street (WOF)	7 d	0840			0915				0940				1015					
Worcester Shrub Hill (WOS)	7 d	0847							0947								1047	
Droitwich Spa (DTW)	d	0857			0924				0957				1024				1057	
Hartlebury (HBY)	d				0931								1031					
Kidderminster (KID)	a	0906			0936				1006				1036				1106	
Kidderminster (KID)	d	0907	0924		0937	0954			1007	1024			1037	1054			1107	1124
Blakedown (BKD)	d		0928			0958				1028				1058				1128
Hagley (HAG)	d		0931			1001				1031				1101				1131
Stourbridge Junction (SBJ)	2 d	0915	0935		0945	1005			1015	1035			1045	1105			1115	1135
Lye (LYE)	d	0919			0949				1019				1049				1119	
Cradley Heath (CRA)	d	0922	0941		0952	1011			1022	1041			1052	1111			1122	1141
Old Hill (OHL)	d	0926			0956				1026				1056				1126	
Rowley Regis (ROW)	d	0929	0946		0959	1016			1029	1046			1059	1116			1129	1146
Langley Green (LGG)	d	0933			1003				1033				1103				1133	
Smethwick Galton Bridge (SGB)	7 d	0936	0951		1006	1021			1036	1051			1106	1121			1136	1151
The Hawthorns (THW)	d	0938	0953		1008	1023			1038	1053			1108	1123			1138	1153
Jewellery Quarter (JEQ)	d	0942	0957		1012	1027			1042	1057			1112	1127			1142	1157
Birmingham Snow Hill (BSW)	a	0946	1001		1016	1031			1048	1101			1116	1131			1146	1201
Birmingham Snow Hill (BSW)	d	0951	1005		1011	1021	1035		1051	1105			1121	1135			1151	1205
Birmingham Moor Street (BMO)	d	0955	1009		1015	1025	1039	1045	1055	1109		1115	1125	1139		1145	1155	1209
Birmingham New Street (BHM)	12 d		1003								1103				1133			
Small Heath (SMA)	d	0958	1012			1042			1058	1112			1142				1158	1212
Tyseley (TYS)	d		1015		1030	1045				1115			1130	1145				1215
Acocks Green (ACG)	d	1003			1033				1103				1133					1203
Olton (OLT)	d	1005			1035				1105				1135					1205
Solihull (SOL)	d	1009		1023	1039			1054	1109			1124	1139			1154	1209	
Widney Manor (WMR)	d	1012			1042				1112				1142					1212
Dorridge (DDG)	d	1020g		1028	1047a			1059	1120g			1129	1147a			1159	1220g	
Lapworth (LPW)	d	1024							1124				1133					1224
Hatton (HTN)	d												1139					
Warwick Parkway (WRP)	d			1038				1110					1144			1210		
Warwick (WRW)	d			1042			1103	1114					1148			1214		
Leamington Spa (LMS)	a		1037	1048			1107	1120			1137	1154			1201	1219		
London Marylebone (MYB)	10 a			1219				1243								1343		
Spring Road (SRI)	d		1018			1048				1118				1148				1218
Hall Green (HLG)	d		1020			1050				1120				1150				1220
Yardley Wood (YRD)	d		1023			1053				1123				1153				1223
Shirley (SRL)	d		1026			1056				1126				1156				1226
Whitlocks End (WTE)	d		1029a			1059				1129a				1159				1229a
Wythall (WYT)	d					1102								1202				
Earlswood (West Midlands) (EWD)	d					1104								1204				
The Lakes (TLK)	d					1107								1207				
Wood End (WDE)	d					1109								1209				
Danzey (DZY)	d					1113								1213				
Henley-in-Arden (HNL)	d					1118								1218				
Wootton Waven (WWW)	d					1121								1221				
Wilmcote (WMC)	d					1127								1227				
Stratford Parkway (STY)	d	1039				1130				1139				1230			1239	
Stratford-upon-Avon (SAV)	a	1046				1134				1143				1234			1246	

NOTES (see introductory pages for explanation of train operator codes and standard symbols)

- a Arrival time
- d Departure time
- g Arrives 4 minutes earlier

- C From Manchester Piccadilly to Bournemouth, see table 050
- E From Newcastle to Reading, see table 050

Worcester, Kidderminster and Stourbridge to Birmingham, Leamington Spa and Stratford-upon-Avon

Mondays to Fridays

Operator	XC	CH	LM	LM	CH	CH	LM	LM	XC	CH	LM	LM	XC	CH	LM	LM	XC	CH
Train ID	1014	1H43	2C51	2S53	2L44	1H45	2D55	2S57	1016	2L48	2C59	2S61	1V87	1H48	2D63	2S65	1018	1H51
Days of operation/Notes	C								C				E				C	
1st Class/Reservations/Bus	◇								◇				◇				◇	
Catering facilities	⚡								⚡				⚡				⚡	
Worcester Foregate Street (WOF)	7	d		1115			1140				1215				1240			
Worcester Shrub Hill (WOS)	7	d					1147								1247			
Droitwich Spa (DTW)		d		1124			1157				1224				1257			
Hartlebury (HBY)		d		1131							1231							
Kidderminster (KID)		a		1136			1206				1236				1306			
Kidderminster (KID)		d		1137	1154		1207	1224			1237	1254			1307	1324		
Blakedown (BKD)		d			1158			1228				1258				1328		
Hagley (HAG)		d			1201			1231				1301				1331		
Stourbridge Junction (SBJ)	2	d		1145	1205		1215	1235			1245	1305			1315	1335		
Lye (LYE)		d		1149			1219				1249				1319			
Cradley Heath (CRA)		d		1152	1211		1222	1241			1252	1311			1322	1341		
Old Hill (OHL)		d		1156			1226				1256				1326			
Rowley Regis (ROW)		d		1159	1216		1229	1246			1259	1316			1329	1346		
Langley Green (LGG)		d		1203			1233				1303				1333			
Smethwick Galton Bridge (SGB)	7	d		1206	1221		1236	1251			1306	1321			1336	1351		
The Hawthorns (THW)		d		1208	1223		1238	1253			1308	1323			1338	1353		
Jewellery Quarter (JEQ)		d		1212	1227		1242	1257			1312	1327			1342	1357		
Birmingham Snow Hill (BSW)		a		1216	1231		1246	1301			1316	1331			1346	1401		
Birmingham Snow Hill (BSW)		d		1211	1221	1235		1251	1305		1321	1335			1351	1405		1411
Birmingham Moor Street (BMO)		d		1215	1225	1239		1245	1255	1309		1315	1325	1339		1345	1355	1409
Birmingham New Street (BHM)	12	d	1203							1303					1333			1403
Small Heath (SMA)		d			1242		1258	1312				1342			1358	1412		
Tyseley (TYS)		d		1230	1245			1315			1330	1345			1415			
Acocks Green (ACG)		d		1233			1303				1333				1405			
Olton (OLT)		d		1235			1305				1335				1407			
Solihull (SOL)		d	1223	1239		1254	1309			1324	1339		1354		1411			1423
Widney Manor (WMR)		d		1242			1312				1342				1414			
Dorridge (DDG)		d	1228	1247a		1259	1320g			1329	1347a		1359		1418			1429
Lapworth (LPW)		d					1324				1333				1422			
Hatton (HTN)		d									1339							
Warwick Parkway (WRP)		d	1238			1310					1344		1410					1439
Warwick (WRW)		d	1241		1304	1314					1348		1414					1442
Leamington Spa (LMS)		a	1237	1246	1309	1320			1337	1354			1359	1419			1437	1448
London Marylebone (MYB)	10	a		1419			1443							1543				1619
Spring Road (SRI)		d			1248			1318				1348				1418		
Hall Green (HLG)		d			1250			1320				1350				1420		
Yardley Wood (YRD)		d			1253			1323				1353				1423		
Shirley (SRL)		d			1256			1326				1356				1426		
Whitlocks End (WTE)		d			1259			1329a				1359				1429a		
Wythall (WYT)		d			1302							1402						
Earlwood (West Midlands) (EWD)		d			1304							1404						
The Lakes (TLK)		d			1307							1407						
Wood End (WDE)		d			1309							1409						
Danzey (DZY)		d			1313							1413						
Henley-in-Arden (HNL)		d			1318							1418						
Wootton Waven (WWW)		d			1321							1421						
Wilmcote (WMC)		d			1327							1427						
Stratford Parkway (STY)		d			1330			1339				1430			1438			
Stratford-upon-Avon (SAV)		a			1334			1343				1434			1442			

NOTES (see introductory pages for explanation of train operator codes and standard symbols)

- a Arrival time
- d Departure time
- g Arrives 4 minutes earlier

- C From Manchester Piccadilly to Bournemouth, see table 050
- E From Newcastle to Reading, see table 050

Worcester, Kidderminster and Stourbridge to Birmingham, Leamington Spa and Stratford-upon-Avon

Mondays to Fridays

Operator	LM	LM	CH	CH	LM	LM	XC	CH	LM	LM	XC	CH	LM	LM	XC	CH	LM	LM
Train ID	2C67	2S69	2L52	1H53	2D71	2S73	1O20	2L56	2C75	2S77	1V89	1H62	2D79	2S81	1O22	1H64	2C83	2S85
Days of operation/Notes 1st Class/Reservations/Bus Catering facilities							C ◇ ⌘				E ◇ ⌘		F		C ◇ ⌘			
Worcester Foregate Street (WOF)	7 d	1315			1340				1415				1440					
Worcester Shrub Hill (WOS)	7 d				1347								1447				1516	
Droitwich Spa (DTW)	d	1324			1357				1424				1457				1524	
Hartlebury (HBY)	d	1331							1431								1531	
Kidderminster (KID)	a	1336			1406				1436				1506				1536	
Kidderminster (KID)	d	1337	1354		1407	1424			1437	1454			1507	1524			1537	1554
Blakedown (BKD)	d		1358			1428				1458				1528				1558
Hagley (HAG)	d		1401			1431				1501				1531			1543	1601
Stourbridge Junction (SBJ)	2 d	1345	1405		1415	1435			1445	1505			1515	1535			1547	1605
Lye (LYE)	d	1349			1419				1449				1519				1551	
Cradley Heath (CRA)	d	1352	1411		1422	1441			1452	1511			1522	1541			1554	1611
Old Hill (OHL)	d	1356			1426				1456				1526				1558	
Rowley Regis (ROW)	d	1359	1416		1429	1446			1459	1516			1529	1546			1601	1616
Langley Green (LGG)	d	1403			1433				1503				1533				1605	
Smethwick Galton Bridge (SGB)	7 d	1406	1421		1436	1451			1506	1521			1536	1551			1608	1621
The Hawthorns (THW)	d	1408	1423		1438	1453			1508	1523			1538	1553			1610	1623
Jewellery Quarter (JEQ)	d	1412	1427		1442	1457			1512	1527			1542	1557			1614	1627
Birmingham Snow Hill (BSW)	a	1416	1431		1446	1501			1516	1531			1546	1601			1618	1631
Birmingham Snow Hill (BSW)	d	1421	1435		1451	1505		1511	1521	1535			1551	1605		1611	1621	1635
Birmingham Moor Street (BMO)	d	1425	1439		1445	1455	1509	1515	1525	1539		1545	1555	1609		1615	1625	1639
Birmingham New Street (BHM)	12 d						1503				1533				1603			
Small Heath (SMA)	d		1442		1458	1512				1542			1558	1612				1642
Tyseley (TYS)	d	1430	1445			1515			1530	1545				1615			1630	1645
Acocks Green (ACG)	d	1433			1503				1533				1603				1633	
Olton (OLT)	d	1435			1505				1535				1605				1635	
Solihull (SOL)	d	1439		1454	1509			1524	1539			1554	1609			1623	1639	
Widney Manor (WMR)	d	1442			1512				1542				1612				1642	
Dorridge (DDG)	d	1447a		1459	1520g			1529	1547a			1559	1620g			1628	1647a	
Lapworth (LPW)	d				1524				1533				1624					
Hatton (HTN)	d								1539									
Warwick Parkway (WRP)	d			1510					1544			1610				1638		
Warwick (WRW)	d			1514					1548			1614				1642		
Leamington Spa (LMS)	a			1507	1519		1537	1554			1559	1619			1637	1648		
London Marylebone (MYB)	10 a			1646								1744				1826		
Spring Road (SRI)	d		1448			1518				1548				1618				1648
Hall Green (HLG)	d		1450			1520				1550				1620				1650
Yardley Wood (YRD)	d		1453			1523				1553				1623				1653
Shirley (SRL)	d		1456			1526				1556				1626				1656
Whitlocks End (WTE)	d		1459			1529a				1559				1629a				1659
Wythall (WYT)	d		1502							1602								1702
Earlswood (West Midlands) (EWD)	d		1504							1604								1704
The Lakes (TLK)	d		1507							1607								1707
Wood End (WDE)	d		1509							1609								1709
Danzey (DZY)	d		1513							1613								1713
Henley-in-Arden (HNL)	d		1518							1618								1718
Wootton Waven (WWW)	d		1521							1621								1721
Wilmcote (WMC)	d		1527							1627								1727
Stratford Parkway (STY)	d		1530		1539					1630			1643					1730
Stratford-upon-Avon (SAV)	a		1534		1543					1634			1647					1734

NOTES (see introductory pages for explanation of train operator codes and standard symbols)

- a Arrival time
d Departure time
g Arrives 4 minutes earlier

- C From Manchester Piccadilly to Bournemouth, see table 050
E From Newcastle to Reading, see table 050
F Also calls at Claverdon 1632 and Bearley 1637

Worcester, Kidderminster and Stourbridge to Birmingham, Leamington Spa and Stratford-upon-Avon

Mondays to Fridays

Operator	CH	CH	LM	LM	XC	CH	CH	LM	LM	CH	LM	LM	XC	CH	LM	CH	XC	LM
Train ID	2L65	1H66	2D87	2S89	1024	1H68	2L69	2C91	2S93	1H72	2D95	2S97	1026	1H74	2C99	2L73	1068	2S01
Days of operation/Notes 1st Class/Reservations/Bus Catering facilities			G		C ◇ ♣								C ◇ ♣				C ◇ ♣	
Worcester Foregate Street (WOF)	7	d	1540					1611			1645				1715			
Worcester Shrub Hill (WOS)	7	d	1547															
Droitwich Spa (DTW)		d	1557					1620			1657				1724			
Hartlebury (HBY)		d						1627							1731			
Kidderminster (KID)		a	1606					1632			1706				1736			
Kidderminster (KID)		d	1607	1624				1633	1654		1707	1724			1737			1754
Blakedown (BKD)		d		1628				1637	1658			1728						1758
Hagley (HAG)		d	1613	1631				1641	1701			1731						1801
Stourbridge Junction (SBJ)	2	d	1617	1635				1645	1705		1715	1735			1745			1805
Lye (LYE)		d	1621					1649			1719				1749			
Cradley Heath (CRA)		d	1625	1641				1652	1711		1722	1741			1752			1811
Old Hill (OHL)		d	1628					1656			1726				1756			
Rowley Regis (ROW)		d	1631	1646				1659	1716		1729	1746			1759			1816
Langley Green (LGG)		d	1635					1703			1733				1803			
Smethwick Galton Bridge (SGB)	7	d	1638	1651				1706	1721		1736	1751			1806			1821
The Hawthorns (THW)		d	1640	1653				1708	1723		1738	1753			1808			1823
Jewellery Quarter (JEQ)		d	1644	1657				1712	1727		1742	1757			1812			1827
Birmingham Snow Hill (BSW)		a	1648	1701				1716	1731		1746	1803			1816			1831
Birmingham Snow Hill (BSW)		d	1651	1705		1711		1721	1735		1751	1805		1811	1821			1835
Birmingham Moor Street (BMO)		d	1645	1655	1709		1715	1720	1725	1739	1745	1755	1809	1815	1824			1839
Birmingham New Street (BHM)		d			1703								1803					1903
Small Heath (SMA)		d	1659	1712					1742		1759	1812						1842
Tyseley (TYS)		d		1715				1730	1745			1815			1830			1845
Acocks Green (ACG)		d		1703					1733			1803			1832			
Olton (OLT)		d		1705					1735			1805			1835			
Solihull (SOL)		d	1653	1709		1724	1729	1739		1753	1809			1823	1839			
Widney Manor (WMR)		d		1712				1742			1812			1842				
Dorridge (DDG)		d	1658	1720h		1729	1734	1747a		1758	1820h			1828	1847a			
Lapworth (LPW)		d		1724					1738		1824							
Hatton (HTN)		d	1706						1744		1806							
Warwick Parkway (WRP)		d	1711				1739				1811			1838				
Warwick (WRW)		d	1703	1714			1743	1750			1814			1841		1903		
Leamington Spa (LMS)		a	1707	1719		1737	1748	1756			1819		1837	1846		1907	1937	
London Marylebone (MYB)		a	1844			1927					1943			2026				
Spring Road (SRI)		d		1718					1748			1818						1848
Hall Green (HLG)		d		1720					1750			1820						1850
Yardley Wood (YRD)		d		1723					1753			1823						1853
Shirley (SRL)		d		1726					1756			1826						1856
Whitlocks End (WTE)		d		1729a					1759			1829a						1859
Wythall (WYT)		d							1802									1902
Earlwood (West Midlands) (EWD)		d							1804									1904
The Lakes (TLK)		d							1807									1907
Wood End (WDE)		d							1809									1909
Danzey (DZY)		d							1813									1913
Henley-in-Arden (HNL)		d							1818									1918
Wootton Waven (WWW)		d							1821									1921
Wilmcote (WMC)		d							1827									1927
Stratford Parkway (STY)		d		1743					1830		1839							1930
Stratford-upon-Avon (SAV)		a		1747					1834		1847							1934

NOTES (see introductory pages for explanation of train operator codes and standard symbols)

- a Arrival time
- d Departure time
- h Arrives 3 minutes earlier

- C From Manchester Piccadilly to Bournemouth, see table 050
- G Also calls at Claverdon 1732 and Bearley 1737

Worcester, Kidderminster and Stourbridge to Birmingham, Leamington Spa and Stratford-upon-Avon

Mondays to Fridays

Operator	LM	LM	CH	LM	LM	LM	LM	XC	CH	LM	LM	LM	LM	XC	CH	CH	LM	LM
Train ID	2H03	2S05	1H77	2C07	2S09	2C11	2B13	1030	1H81	2S15	2B17	2C19	2B21	1034	1H84	2L85	2S23	2B25
Days of operation/Notes 1st Class/Reservations/Bus Catering facilities								C H H						H H H				
Worcester Foregate Street (WOF)	7 d			1815		1840				1915							2011	
Worcester Shrub Hill (WOS)	7 d			1747		1847							1947					
Droitwich Spa (DTW)	d			1757		1824				1924		1957					2020	
Hartlebury (HBY)	d					1831				1931							2027	
Kidderminster (KID)	a	1806				1836				1936		2006					2032	
Kidderminster (KID)	d	1807	1824		1837	1854	1907	1924		1937	1954	2007	2024				2033	2054
Blakedown (BKD)	d					1828		1928			1958		2028				2037	2058
Hagley (HAG)	d					1831		1931			2001		2031				2040	2101
Stourbridge Junction (SBJ)	2 d	1815	1835		1845	1905	1915	1935		1945	2005	2015	2035				2045	2105
Lye (LYE)	d	1819			1849		1919			1949		2019					2049	
Cradley Heath (CRA)	d	1822	1841		1852	1911	1922	1941		1952	2011	2022	2041				2052	2111
Old Hill (OHL)	d	1826			1856		1926			1956		2026					2056	
Rowley Regis (ROW)	d	1829	1846		1859	1916	1929	1946		1959	2016	2029	2046				2059	2116
Langley Green (LGG)	d	1833			1903		1933			2003		2033					2103	
Smethwick Galton Bridge (SGB)	7 d	1836	1851		1906	1921	1936	1951		2006	2021	2036	2051				2106	2121
The Hawthorns (THW)	d	1838	1853		1908	1923	1938	1953		2008	2023	2038	2053				2108	2123
Jewellery Quarter (JEQ)	d	1842	1857		1912	1927	1942	1957		2012	2027	2042	2057				2112	2127
Birmingham Snow Hill (BSW)	a	1846	1901		1916	1931	1946	2001		2016	2031	2046	2101				2116	2131
Birmingham Snow Hill (BSW)	d	1851	1905		1921	1935	1951		2011	2021		2051			2111		2121	
Birmingham Moor Street (BMO)	d	1855	1909	1915	1925	1939	1955		2015	2025		2055			2115	2120	2129f	
Birmingham New Street (BHM)	10 d							2003						2103				
Small Heath (SMA)	d	1858	1912			1942	1958			2029		2058					2133	
Tyseley (TYS)	d		1915		1930	1945	2002			2032		2102					2136	
Acocks Green (ACG)	d	1903			1933		2005					2105						
Olton (OLT)	d	1905			1935		2007					2107						
Solihull (SOL)	d	1909		1924	1939		2011		2023			2111		2124	2129			
Widney Manor (WMR)	d	1912			1942		2014					2114						
Dorridge (DDG)	d	1917		1929	1947a		2019a		2028			2119a		2129	2134			
Lapworth (LPW)	d	1921			1934												2138	
Hatton (HTN)	d	1926			1940												2144	
Warwick Parkway (WRP)	d	1930			1946				2038						2138			
Warwick (WRW)	d	1935			1949				2042						2142	2150		
Leamington Spa (LMS)	a	1943			1954			2037	2048					2137	2147	2156		
London Marylebone (MYB)	10 a			2130					2227						2315			
Spring Road (SRI)	d		1918			1948				2035							2139	
Hall Green (HLG)	d		1920			1950				2037							2141	
Yardley Wood (YRD)	d		1923			1953				2040							2144	
Shirley (SRL)	d		1926			1956				2043							2147	
Whitlocks End (WTE)	d		1929a			1959				2046							2150	
Wythall (WYT)	d					2002				2048							2153	
Earlswood (West Midlands) (EWD)	d					2004				2051							2155	
The Lakes (TLK)	d					2007				2053							2158	
Wood End (WDE)	d					2009				2056							2200	
Danzey (DZY)	d					2013				2059							2204	
Henley-in-Arden (HNL)	d					2018				2104							2209	
Wootton Waven (WWW)	d					2021				2107							2212	
Wilmcote (WMC)	d					2027				2113							2218	
Stratford Parkway (STY)	d					2030				2117							2222	
Stratford-upon-Avon (SAV)	a					2034				2121							2229	











NOTES (see introductory pages for explanation of train operator codes and standard symbols)

- a Arrival time
- d Departure time
- f Arrives 6 minutes earlier

- C From Manchester Piccadilly to Bournemouth, see table 050
- H From Manchester Piccadilly to Southampton Central, see table 050

Worcester, Kidderminster and Stourbridge to Birmingham, Leamington Spa and Stratford-upon-Avon

Mondays to Fridays

Operator Train ID Days of operation/Notes 1st Class/Reservations/Bus	LM	CH	XC	CH	LM	LM	LM	CH	LM	LM	CH	LM
	2C27	2H86	1V94 J □◇	2U88 A	2S29	1M90 K	2C31	2U89 A	2H35	2S37	2U90 A	2B39
Worcester Foregate Street (WOF)  d	2040				2111	2138	2144					2240
Worcester Shrub Hill (WOS)  d	2047						2151		2216			2247
Droitwich Spa (DTW) d	2057				2120	2150	2159		2225			2255
Hartlebury (HBY) d					2127				2232			2302
Kidderminster (KID) a	2106				2132		2209		2237			2307
Kidderminster (KID) d	2107				2133		2209		2237			2308
Blakedown (BKD) d					2137				2242			2312
Hagley (HAG) d					2140				2245			2315
Stourbridge Junction (SBJ)  d	2115				2145		2217		2249			2319
Lye (LYE) d	2119				2149		2221		2253			2323
Cradley Heath (CRA) d	2122				2152		2225		2256			2327
Old Hill (OHL) d	2126				2156		2228		2300			2330
Rowley Regis (ROW) d	2129				2159		2232		2303			2333
Langley Green (LGG) d	2133				2203		2235		2307			2337
Smethwick Galton Bridge (SGB)  d	2136				2206		2239		2310			2340
The Hawthorns (THW)  d	2138				2208		2241		2312			2342
Jewellery Quarter (JEQ)  d	2142				2212		2245		2316			2346
Birmingham Snow Hill (BSW)  a	2146				2216		2249		2320			2350
Birmingham Snow Hill (BSW)  d	2151			2216	2221		2251		2322	2334	2341	
Birmingham Moor Street (BMO) d	2155			2220	2225		2255		2326	2337	2345	
Birmingham New Street (BHM)  d			2203			2236a						
Small Heath (SMA) d	2158				2229		2258		2329	2340		
Tyseley (TYS) d	2202				2232		2302		2332	2344		
Acocks Green (ACG) d	2205						2305		2335			
Olton (OLT) d	2207						2307		2338			
Solihull (SOL) d	2211			2229			2311		2342		2354	
Widney Manor (WMR) d	2214						2314		2345			
Dorridge (DDG) d	2219a			2234			2318a		2349		2359	
Lapworth (LPW) d				2238					2352			
Hatton (HTN) d				2244					2358			
Warwick Parkway (WRP) d				2249					0001		0009	
Warwick (WRW) d		2203		2253				2333	0005		0013	
Leamington Spa (LMS) a		2207	2236	2258				2337	0009		0018	
London Marylebone (MYB)  a		2356										
Spring Road (SRI) d					2235						2347	
Hall Green (HLG) d					2237						2349	
Yardley Wood (YRD) d					2240						2352	
Shirley (SRL) d					2243						2355	
Whitlocks End (WTE) d					2246						2357a	
Wythall (WYT) d					2248							
Earlwood (West Midlands) (EWD) d					2251							
The Lakes (TLK) d					2253							
Wood End (WDE) d					2256							
Danzey (DZY) d					2259							
Henley-in-Arden (HNL) d					2304							
Wootton Wawen (WWW) d					2307							
Wilmcote (WMC) d					2313							
Stratford Parkway (STY) d					2317							
Stratford-upon-Avon (SAV) a					2321							

NOTES (see introductory pages for explanation of train operator codes and standard symbols)

a Arrival time

d Departure time

A To Banbury, see table 113

J From Manchester Piccadilly to Reading, see table 050

K From Hereford, see table 074

Worcester, Kidderminster and Stourbridge to Birmingham, Leamington Spa and Stratford-upon-Avon

Saturdays

Operator	LM	CH	XC	CH	LM	CH	LM	LM	XC	CH	LM	LM	CH	CH	LM	LM	XC	CH
Train ID	2H35	2U90	1002	1H10	2S01	1H14	2D03	2S05	1004	1H17	2C07	2S09	2L21	1H22	2D11	2S13	1006	1H25
Days of operation/Notes		A	B						C								D	
1st Class/Reservations/Bus			□◇						□◇								□◇	
Catering facilities			☪															
Worcester Foregate Street (WOF)	7	d																
Worcester Shrub Hill (WOS)	7	d					0543				0619				0645			
Droitwich Spa (DTW)		d					0551				0627				0653			
Hartlebury (HBY)		d					0558				0634							
Kidderminster (KID)		a					0603				0639				0703			
Kidderminster (KID)		d					0604	0624			0640				0703			
Blakedown (BKD)		d					0608	0628							0708			
Hagley (HAG)		d					0611	0631							0711			
Stourbridge Junction (SBJ)	2	d					0615	0635		0644	0648	0705			0715			
Lye (LYE)		d					0619				0652				0719			
Cradley Heath (CRA)		d					0623	0641			0655	0711			0722			
Old Hill (OHL)		d					0626				0659				0726			
Rowley Regis (ROW)		d					0629	0646		0655	0702	0716			0729			
Langley Green (LGG)		d					0633				0706				0733			
Smethwick Galton Bridge (SGB)	7	d					0636	0651		0701	0709	0721			0736			
The Hawthorns (THW)		d					0638	0653			0711	0723			0738			
Jewellery Quarter (JEQ)		d					0642	0657			0715	0727			0742			
Birmingham Snow Hill (BSW)		a					0646	0701		0708	0719	0731			0746			
Birmingham Snow Hill (BSW)		d					0625	0651	0705		0710	0721	0735		0751	0805		
Birmingham Moor Street (BMO)		d				0613	0629	0643	0655	0709	0714	0725	0739	0743	0755	0809		0813
Birmingham New Street (BHM)		d		0604						0703							0803	
Small Heath (SMA)		d					0632	0658	0712			0742			0758	0812		
Tyseley (TYS)		d					0635	0701	0715			0730	0745		0815			
Acocks Green (ACG)		d						0704				0733			0803			
Olton (OLT)		d						0707				0735			0805			
Solihull (SOL)		d			0622		0653	0711		0723	0739			0753	0809			0823
Widney Manor (WMR)		d						0714				0742			0812			
Dorridge (DDG)		d				0627	0659	0720g		0729	0747a			0759	0820c			0829
Lapworth (LPW)		d				0631												
Hatton (HTN)		d				0637												
Warwick Parkway (WRP)		d	0001	0009		0642		0710			0740			0809				0839
Warwick (WRW)		d	0005	0013		0646		0714			0744		0800	0813				0843
Leamington Spa (LMS)		a	0009	0018	0636	0651		0719		0737	0749		0805	0818			0837	0848
London Marylebone (MYB)		a				0815		0845			0915			0945				1015
Spring Road (SRI)		d				0638			0719			0748			0819			
Hall Green (HLG)		d				0640			0721			0750			0821			
Yardley Wood (YRD)		d				0643			0724			0753			0824			
Shirley (SRL)		d				0646			0727			0756			0827			
Whitlocks End (WTE)		d				0651			0729a			0759			0829a			
Wythall (WYT)		d				0653						0802						
Earlswood (West Midlands) (EWD)		d				0656						0804						
The Lakes (TLK)		d				0658						0807						
Wood End (WDE)		d				0701						0809						
Danzey (DZY)		d				0704						0813						
Henley-in-Arden (HNL)		d				0709						0818						
Wootton Waven (WWW)		d				0712						0821						
Wilmcote (WMC)		d				0718						0827						
Stratford Parkway (STY)		d				0722		0737				0830			0838			
Stratford-upon-Avon (SAV)		a				0726		0741				0834			0842			

NOTES (see introductory pages for explanation of train operator codes and standard symbols)

- a Arrival time
- d Departure time
- c Arrives 4 minutes earlier
- g Arrives 3 minutes earlier

- A To Banbury, see table 113
- B To Bournemouth, see table 050
- C From Manchester Piccadilly to Bournemouth, see table 050
- D From Nottingham to Bournemouth, see table 050

Worcester, Kidderminster and Stourbridge to Birmingham, Leamington Spa and Stratford-upon-Avon

Saturdays

Operator	LM	LM	CH	LM	LM	XC	CH	LM	LM	XC	CH	CH	LM	LM	LM	LM	XC	CH
Train ID	2C15	2S17	1H27	2D19	2S21	1008	1H28	2C23	2S25	1V83	2L29	1H30	2D27	2S29	2C31	2S33	1010	1H33
Days of operation/Notes 1st Class/Reservations/Bus Catering facilities				E		C ◇ ⌘				F ◇ ⌘			G				C ◇ ⌘	
Worcester Foregate Street (WOF) 7 d	0715							0815							0915			
Worcester Shrub Hill (WOS) 7 d													0848					
Droitwich Spa (DTW)	d 0724							0824					0857		0924			
Hartlebury (HBY)	d 0731							0831							0931			
Kidderminster (KID)	a 0737							0836					0906		0936			
Kidderminster (KID)	d 0738	0754			0824			0837	0854				0907	0924	0937	0954		
Blakedown (BKD)	d	0758			0828				0858					0928		0958		
Hagley (HAG)	d	0801			0831				0901					0931		1001		
Stourbridge Junction (SBJ) 2 d	0748	0805	0818		0835			0845	0905				0915	0935	0945	1005		
Lye (LYE)	d 0752							0849					0919		0949			
Cradley Heath (CRA)	d 0755	0811			0841			0852	0911				0922	0941	0952	1011		
Old Hill (OHL)	d 0759							0856					0926		0956			
Rowley Regis (ROW)	d 0802	0816	0828		0846			0859	0916				0929	0946	0959	1016		
Langley Green (LGG)	d 0806							0903					0933		1003			
Smethwick Galton Bridge (SGB) 7 d	0809	0821			0851			0906	0921				0936	0951	1006	1021		
The Hawthorns (THW)	d 0811	0823			0853			0908	0923				0938	0953	1008	1023		
Jewellery Quarter (JEQ)	d 0815	0827			0857			0912	0927				0942	0957	1012	1027		
Birmingham Snow Hill (BSW)	a 0819	0831	0839		0901			0916	0931				0946	1001	1016	1031		
Birmingham Snow Hill (BSW)	d 0821	0835	0841	0851	0905			0921	0935				0951	1004	1021	1035		
Birmingham Moor Street (BMO)	d 0825	0839	0845	0855	0909		0913	0925	0939			0943	0955	1008	1025	1039		1043
Birmingham New Street (BHM) 10 d						0903				0933							1003	
Small Heath (SMA)	d	0842		0858	0912				0942				0958	1011		1042		
Tyseley (TYS)	d 0830	0845			0915			0930	0945					1014	1030	1045		
Acocks Green (ACG)	d 0833			0903				0933					1003		1033			
Olton (OLT)	d 0835			0905				0935					1005		1035			
Solihull (SOL)	d 0839		0854	0909			0922	0939			0953		1009		1039			1053
Widney Manor (WMR)	d 0842			0912				0942					1012		1042			
Dorridge (DDG)	d 0847a		0900	0920c			0927	0947a			0959		1020g		1047a			1059
Lapworth (LPW)	d			0924			0931						1024					
Hatton (HTN)	d						0937											
Warwick Parkway (WRP)	d		0910				0942				1003	1010						1110
Warwick (WRW)	d		0914				0946				1007	1014						1115
Leamington Spa (LMS)	a		0919			0937	0951			0959	1007	1019					1037	1120
London Marylebone (MYB) 10 a			1045				1115					1145						1245
Spring Road (SRI)	d	0848			0918			0948						1018		1049		
Hall Green (HLG)	d	0850			0920			0950						1021		1051		
Yardley Wood (YRD)	d	0853			0923			0953						1024		1053		
Shirley (SRL)	d	0856			0926			0956						1027		1056		
Whitlocks End (WTE)	d	0859			0929a			0959						1029a		1059		
Wythall (WYT)	d	0902						1002								1102		
Earlswood (West Midlands) (EWD)	d	0904						1004								1104		
The Lakes (TLK)	d	0907						1007								1107		
Wood End (WDE)	d	0909						1009								1109		
Danzey (DZY)	d	0913						1013								1113		
Henley-in-Arden (HNL)	d	0918						1018								1118		
Wootton Waven (WWW)	d	0921						1021								1121		
Wilmcote (WMC)	d	0927						1027								1127		
Stratford Parkway (STY)	d	0930		0943				1030					1043			1130		
Stratford-upon-Avon (SAV)	a	0934		0947				1034					1047			1134		

NOTES (see introductory pages for explanation of train operator codes and standard symbols)

- a Arrival time
- d Departure time
- c Arrives 4 minutes earlier
- g Arrives 3 minutes earlier

- C From Manchester Piccadilly to Bournemouth, see table 050
- E Also calls at Claverdon 0932 and Bearley 0937
- F From Newcastle to Reading, see table 050
- G Also calls at Claverdon 1032 and Bearley 1037

Worcester, Kidderminster and Stourbridge to Birmingham, Leamington Spa and Stratford-upon-Avon

Saturdays

Operator	LM	LM	LM	LM	XC	XC	CH	CH	LM	LM	XC	CH	LM	LM	CH	LM	LM		
Train ID	2D35	2S37	2C39	2S41	1012	1V85	2L40	1H41	2D43	2S45	1014	1H43	2C47	2S49	1H45	2D51	2S53	2C55	
Days of operation/Notes					C	F					C								
1st Class/Reservations/Bus Catering facilities					1	1					1								
Worcester Foregate Street (WOF)	7 d	0940		1015					1040				1115			1140		1215	
Worcester Shrub Hill (WOS)	7 d	0947							1047							1147			
Droitwich Spa (DTW)	d	0957		1024					1057				1124			1157		1224	
Hartlebury (HBY)	d			1031									1131					1231	
Kidderminster (KID)	a	1006		1036					1106				1136			1206		1236	
Kidderminster (KID)	d	1007	1024	1037	1054				1107	1124			1137	1154		1207	1224	1237	
Blakedown (BKD)	d		1028		1058					1128				1158				1228	
Hagley (HAG)	d		1031		1101					1131				1201				1231	
Stourbridge Junction (SBJ)	2 d	1015	1035	1045	1105				1115	1135			1145	1205		1215	1235	1245	
Lye (LYE)	d	1019		1049					1119				1149			1219		1249	
Cradley Heath (CRA)	d	1022	1041	1052	1111				1122	1141			1152	1211		1222	1241	1252	
Old Hill (OHL)	d	1026		1056					1126				1156			1226		1256	
Rowley Regis (ROW)	d	1029	1046	1059	1116				1129	1146			1159	1216		1229	1246	1259	
Langley Green (LGG)	d	1033		1103					1133				1203			1233		1303	
Smethwick Galton Bridge (SGB)	7 d	1036	1051	1106	1121				1136	1151			1206	1221		1236	1251	1306	
The Hawthorns (THW)	d	1038	1053	1108	1123				1138	1153			1208	1223		1238	1253	1308	
Jewellery Quarter (JEQ)	d	1042	1057	1112	1127				1142	1157			1212	1227		1242	1257	1312	
Birmingham Snow Hill (BSW)	a	1046	1101	1116	1131				1146	1201			1216	1231		1246	1301	1316	
Birmingham Snow Hill (BSW)	d	1051	1105	1121	1135				1151	1205			1221	1235		1251	1305	1321	
Birmingham Moor Street (BMO)	d	1055	1109	1125	1139			1143	1155	1209		1213	1225	1239	1243	1255	1309	1325	
Birmingham New Street (BHM)	10 d				1103	1133					1203								
Small Heath (SMA)	d	1058	1112		1142				1158	1212				1242		1259	1312		
Tyseley (TYS)	d		1115	1130	1145					1215			1230	1245			1315	1330	
Acocks Green (ACG)	d	1103		1133					1203				1233			1305		1333	
Olton (OLT)	d	1105		1135					1205				1235			1307		1335	
Solihull (SOL)	d	1109		1139				1153	1209			1222	1239		1253	1311		1339	
Widney Manor (WMR)	d	1112		1142					1212				1242			1314		1342	
Dorridge (DDG)	d	1120c		1147a				1159	1220c			1227	1247a		1259	1321g		1347a	
Lapworth (LPW)	d	1124							1224				1231			1325			
Hatton (HTN)	d												1237						
Warwick Parkway (WRP)	d							1210					1242		1310				
Warwick (WRW)	d						1203	1214					1246		1315				
Leamington Spa (LMS)	a				1137	1159	1207	1219			1237		1251		1320				
London Marylebone (MYB)	10 a							1345				1415			1445				
Spring Road (SRI)	d		1119		1148					1219				1248				1319	
Hall Green (HLG)	d		1121		1150					1221				1250				1321	
Yardley Wood (YRD)	d		1124		1153					1224				1253				1324	
Shirley (SRL)	d		1127		1156					1227				1256				1327	
Whitlocks End (WTE)	d		1129a		1159					1229a				1259				1329a	
Wythall (WYT)	d				1202									1302					
Earlwood (West Midlands) (EWD)	d				1204									1304					
The Lakes (TLK)	d				1207									1307					
Wood End (WDE)	d				1209									1309					
Danzey (DZY)	d				1213									1313					
Henley-in-Arden (HNL)	d				1218									1318					
Wootton Waven (WWW)	d				1221									1321					
Wilmcote (WMC)	d													1327					
Stratford Parkway (STY)	d	1139			1228				1239					1330		1343			
Stratford-upon-Avon (SAV)	a	1146			1232				1243					1334		1347			

NOTES (see introductory pages for explanation of train operator codes and standard symbols)

- a Arrival time
- d Departure time
- c Arrives 4 minutes earlier
- g Arrives 3 minutes earlier

- C From Manchester Piccadilly to Bournemouth, see table 050
- F From Newcastle to Reading, see table 050

Worcester, Kidderminster and Stourbridge to Birmingham, Leamington Spa and Stratford-upon-Avon

Saturdays

Operator	LM	XC	XC	CH	CH	LM	LM	LM	LM	XC	CH	LM	LM	XC	CH	LM	LM	XC
Train ID	2S57	1O16	1V87	2L47	1H48	2D59	2S61	2C63	2S65	1O18	1H54	2D67	2S69	1O20	1H56	2C71	2S73	1V89
Days of operation/Notes 1st Class/Reservations/Bus Catering facilities		C ◇ ⌘	F ◇ ⌘							C ◇ ⌘				C ◇ ⌘				F ◇ ⌘
Worcester Foregate Street (WOF) 7 d						1240		1315				1340				1415		
Worcester Shrub Hill (WOS) 7 d						1247						1347						
Droitwich Spa (DTW) d						1257		1324				1357				1424		
Hartlebury (HBY) d								1331								1431		
Kidderminster (KID) a						1306		1336				1406				1436		
Kidderminster (KID) d 1254						1307	1324	1337	1354			1407	1424			1437	1454	
Blakedown (BKD) d 1258							1328		1358				1428				1458	
Hagley (HAG) d 1301							1331		1401				1431				1501	
Stourbridge Junction (SBJ) 2 d 1305						1315	1335	1345	1405			1415	1435			1445	1505	
Lye (LYE) d						1319		1349				1419				1449		
Cradley Heath (CRA) d 1311						1322	1341	1352	1411			1422	1441			1452	1511	
Old Hill (OHL) d						1326		1356				1426				1456		
Rowley Regis (ROW) d 1316						1329	1346	1359	1416			1429	1446			1459	1516	
Langley Green (LGG) d						1333		1403				1433				1503		
Smethwick Galton Bridge (SGB) 7 d 1321						1336	1351	1406	1421			1436	1451			1506	1521	
The Hawthorns (THW) 10 d 1323						1338	1353	1408	1423			1438	1453			1508	1523	
Jewellery Quarter (JEQ) 10 d 1327						1342	1357	1412	1427			1442	1457			1512	1527	
Birmingham Snow Hill (BSW) 10 a 1331						1346	1401	1416	1431			1446	1501			1516	1531	
Birmingham Snow Hill (BSW) 10 d 1335						1351	1405	1421	1435			1451	1505			1521	1535	
Birmingham Moor Street (BMO) 10 d 1339				1343		1355	1409	1425	1439		1443	1455	1509		1513	1525	1539	
Birmingham New Street (BHM) 10 d 1342		1303	1333			1358	1412		1442	1403		1458	1512	1503			1542	1533
Small Heath (SMA) d 1345							1415	1430	1445				1515			1530	1545	
Tyseley (TYS) d																		
Acocks Green (ACG) d						1403		1433				1503				1533		
Olton (OLT) d						1405		1435				1505				1535		
Solihull (SOL) d				1353		1409		1439		1453		1509			1522	1539		
Widney Manor (WMR) d						1412		1442				1512				1542		
Dorridge (DDG) d				1359		1420c		1447a		1459		1520c			1527	1547a		
Lapworth (LPW) d						1424						1524				1531		
Hatton (HTN) d																1537		
Warwick Parkway (WRP) d					1410						1510					1542		
Warwick (WRW) d				1403	1414						1514					1546		
Leamington Spa (LMS) a		1337	1359	1407	1419					1437				1537		1551		1559
London Marylebone (MYB) 10 a					1545							1645			1715			
Spring Road (SRI) d 1348							1418		1448				1519				1548	
Hall Green (HLG) d 1350							1421		1450				1521				1550	
Yardley Wood (YRD) d 1353							1424		1453				1524				1553	
Shirley (SRL) d 1356							1427		1456				1527				1556	
Whitlocks End (WTE) d 1359								1429a	1459				1529a				1559	
Wythall (WYT) d 1402									1502								1602	
Earlswood (West Midlands) (EWD) d 1404									1504								1604	
The Lakes (TLK) d 1407									1507								1607	
Wood End (WDE) d 1409									1509								1609	
Danzey (DZY) d 1413									1513								1613	
Henley-in-Arden (HNL) d 1418									1518								1618	
Wootton Waven (WWW) d 1421									1521								1621	
Wilmcote (WMC) d 1427									1527								1627	
Stratford Parkway (STY) d 1430						1443			1530			1539					1630	
Stratford-upon-Avon (SAV) a 1434						1447			1534			1546					1634	

NOTES (see introductory pages for explanation of train operator codes and standard symbols)

- a Arrival time
- d Departure time
- c Arrives 4 minutes earlier

- C From Manchester Piccadilly to Bournemouth, see table 050
- F From Newcastle to Reading, see table 050

Worcester, Kidderminster and Stourbridge to Birmingham, Leamington Spa and Stratford-upon-Avon

Saturdays

Operator	CH	CH	LM	LM	LM	LM	XC	CH	LM	LM	LM	LM	XC	CH	CH	LM	LM	XC
Train ID	2L61	1H62	2D75	2S77	2C79	2S81	1O22	1H66	2D83	2S85	2C87	2S89	1O24	2L71	1H72	2D91	2S93	1O26
Days of operation/Notes 1st Class/Reservations/Bus Catering facilities			H				C ◇ ⚡		J				C ◇ ⚡			K		C ◇ ⚡
Worcester Foregate Street (WOF)	7	d	1440		1515				1540		1615					1640		
Worcester Shrub Hill (WOS)	7	d	1447						1547							1647		
Droitwich Spa (DTW)		d	1457		1524				1557		1624					1657		
Hartlebury (HBY)		d			1531						1631							
Kidderminster (KID)		a	1506		1536				1606		1636					1706		
Kidderminster (KID)		d	1507	1524	1537	1554			1607	1624	1637	1654				1707	1724	
Blakedown (BKD)		d		1528		1558				1628		1658					1728	
Hagley (HAG)		d		1531		1601				1631		1701					1731	
Stourbridge Junction (SBJ)	2	d	1515	1535	1545	1605			1615	1635	1645	1705				1715	1735	
Lye (LYE)		d	1519		1549				1619		1649					1719		
Cradley Heath (CRA)		d	1522	1540	1552	1611			1622	1641	1652	1711				1722	1741	
Old Hill (OHL)		d	1526		1556				1626		1656					1726		
Rowley Regis (ROW)		d	1529	1545	1559	1616			1629	1646	1659	1716				1729	1746	
Langley Green (LGG)		d	1533		1603				1633		1703					1733		
Smethwick Galton Bridge (SGB)	7	d	1536	1551	1606	1621			1636	1651	1706	1721				1736	1751	
The Hawthorns (THW)		d	1538	1553	1608	1623			1638	1653	1708	1723				1738	1753	
Jewellery Quarter (JEQ)		d	1542	1557	1612	1627			1642	1657	1712	1727				1742	1757	
Birmingham Snow Hill (BSW)		a	1546	1601	1616	1631			1646	1701	1716	1731				1746	1801	
Birmingham Snow Hill (BSW)		d	1551	1604	1621	1635			1651	1705	1721	1735				1751	1805	
Birmingham Moor Street (BMO)		d	1543	1555	1608	1625	1639	1643	1655	1709	1725	1739			1743	1755	1809	
Birmingham New Street (BHM)	12	d					1603						1703					1803
Small Heath (SMA)		d	1558	1612		1642			1658	1712		1742				1758	1812	
Tyseley (TYS)		d		1615	1630	1645				1715	1730	1745					1815	
Acocks Green (ACG)		d	1603		1633				1703		1733					1803		
Olton (OLT)		d	1605		1635				1705		1735					1805		
Solihull (SOL)		d	1553	1609	1639			1653	1709		1739				1753	1809		
Widney Manor (WMR)		d		1612	1642				1712		1742					1812		
Dorridge (DDG)		d	1559	1620c	1647a			1659	1720c		1747a				1759	1820c		
Lapworth (LPW)		d		1624					1724							1824		
Hatton (HTN)		d																
Warwick Parkway (WRP)		d	1610					1710								1810		
Warwick (WRW)		d	1603	1614				1714							1802	1814		
Leamington Spa (LMS)		a	1607	1619			1637	1719					1737	1806	1819			1837
London Marylebone (MYB)	10	a	1745					1845							1945			
Spring Road (SRI)		d		1619		1648				1719		1748					1818	
Hall Green (HLG)		d		1621		1650				1721		1750					1821	
Yardley Wood (YRD)		d		1624		1653				1724		1753					1824	
Shirley (SRL)		d		1627		1656				1727		1756					1827	
Whitlocks End (WTE)		d		1629a		1659				1729a		1759					1829a	
Wythall (WYT)		d				1702						1802						
Earlwood (West Midlands) (EWD)		d				1704						1804						
The Lakes (TLK)		d				1707						1807						
Wood End (WDE)		d				1709						1809						
Danzey (DZY)		d				1713						1813						
Henley-in-Arden (HNL)		d				1718						1818						
Wootton Waven (WWW)		d				1721						1821						
Wilmcote (WMC)		d				1727						1827						
Stratford Parkway (STY)		d		1643		1730			1743			1830				1843		
Stratford-upon-Avon (SAV)		a		1647		1734			1747			1834				1847		

NOTES (see introductory pages for explanation of train operator codes and standard symbols)

- a Arrival time
- d Departure time
- c Arrives 4 minutes earlier
- C From Manchester Piccadilly to Bournemouth, see table 050
- H Also calls at Claverdon 1632 and Bearley 1637
- J Also calls at Claverdon 1732 and Bearley 1737
- K Also calls at Claverdon 1832 and Bearley 1837

Worcester, Kidderminster and Stourbridge to Birmingham, Leamington Spa and Stratford-upon-Avon

Saturdays

Operator	CH	LM	LM	XC	CH	LM	LM	XC	CH	LM	LM	CH	CH	LM	LM	XC	CH	LM
Train ID	1H74	2C95	2S97	1V96	1H75	2C99	2S01	1028	1H77	2C03	2S05	2L78	1H79	2C07	2S09	1030	1H81	2C11
Days of operation/Notes 1st Class/Reservations/Bus Catering facilities				L ◇ ♣				C ◇ ♣								C ◇ ♣		
Worcester Foregate Street (WOF)	7	d	1715			1740				1815				1840				1911
Worcester Shrub Hill (WOS)	7	d				1747								1847				
Droitwich Spa (DTW)		d	1724			1757				1824				1857				1920
Hartlebury (HBY)		d	1731							1831								1927
Kidderminster (KID)		a	1736			1806				1836				1906				1932
Kidderminster (KID)		d	1737	1754		1807	1824			1837	1854			1907	1924			1933
Blakedown (BKD)		d		1758			1828				1858				1928			1937
Hagley (HAG)		d		1801			1831				1901				1931			1940
Stourbridge Junction (SBJ)	2	d	1745	1805		1815	1835			1845	1905			1915	1935			1945
Lye (LYE)		d	1749			1819				1849				1919				1949
Cradley Heath (CRA)		d	1752	1811		1822	1841			1852	1911			1922	1941			1952
Old Hill (OHL)		d	1756			1826				1856				1926				1956
Rowley Regis (ROW)		d	1759	1816		1829	1846			1859	1916			1929	1946			1959
Langley Green (LGG)		d	1803			1833				1903				1933				2003
Smethwick Galton Bridge (SGB)	7	d	1806	1821		1836	1851			1906	1921			1936	1951			2006
The Hawthorns (THW)		d	1808	1823		1838	1853			1908	1923			1938	1953			2008
Jewellery Quarter (JEQ)		d	1812	1827		1842	1857			1912	1927			1942	1957			2012
Birmingham Snow Hill (BSW)		a	1816	1831		1846	1901			1916	1931			1946	2001			2016
Birmingham Snow Hill (BSW)		d	1821	1835		1851	1904			1921	1935			1951	2005			2021
Birmingham Moor Street (BMO)		d	1813	1825	1839	1843	1855	1908		1913	1925	1939		1943	1955	2009	2013	2025
Birmingham New Street (BHM)		d			1833			1903								2003		
Small Heath (SMA)		d		1842		1858	1911				1942			1958	2012			
Tyseley (TYS)		d	1830	1845			1914			1930	1945				2015			2030
Acocks Green (ACG)		d	1833			1903				1933				2003				2033
Olton (OLT)		d	1835			1905				1935				2005				2035
Solihull (SOL)		d	1822	1839		1853	1909			1923	1939		1953	2009			2023	2039
Widney Manor (WMR)		d	1842			1912				1942				2012				2042
Dorridge (DDG)		d	1827	1847a		1859	1917a			1929	1947a		1959	2017a			2029	2047a
Lapworth (LPW)		d	1831															
Hatton (HTN)		d	1836															
Warwick Parkway (WRP)		d	1841			1910				1940			2010				2040	
Warwick (WRW)		d				1914				1944			2002	2014			2044	
Leamington Spa (LMS)		a	1848		1859	1919		1937	1949			2006	2019			2037	2049	
London Marylebone (MYB)		a	2015			2045				2115				2145			2215	
Spring Road (SRI)		d		1848			1918				1948				2019			
Hall Green (HLG)		d		1850			1921				1950				2021			
Yardley Wood (YRD)		d		1853			1924				1953				2024			
Shirley (SRL)		d		1856			1927				1956				2027			
Whitlocks End (WTE)		d		1859			1929a				1959				2029a			
Wythall (WYT)		d		1902							2002							
Earlwood (West Midlands) (EWD)		d		1904							2004							
The Lakes (TLK)		d		1907							2007							
Wood End (WDE)		d		1909							2009							
Danzey (DZY)		d		1913							2013							
Henley-in-Arden (HNL)		d		1918							2018							
Wootton Waven (WWW)		d		1921							2021							
Wilmcote (WMC)		d		1927							2027							
Stratford Parkway (STY)		d		1930							2030							
Stratford-upon-Avon (SAV)		a		1934							2034							

NOTES (see introductory pages for explanation of train operator codes and standard symbols)

- a Arrival time
- d Departure time
- C From Manchester Piccadilly to Bournemouth, see table 050
- L From York to Reading, see table 050

Worcester, Kidderminster and Stourbridge to Birmingham, Leamington Spa and Stratford-upon-Avon

Saturdays

Operator	LM	LM	LM	XC	CH	LM	LM	LM	CH	CH	LM	LM	LM	LM	
Train ID	2S13	2C15	2S17	1034	2H85	2C19	2S21	2C23	2U87	2U88	2S25	2B27	2H29	2S31	2H33
Days of operation/Notes 1st Class/Reservations/Bus Catering facilities				M ◇ ⚓					A	A					
Worcester Foregate Street (WOF)	7 d	1940				2011		2040			2111			2212	
Worcester Shrub Hill (WOS)	7 d	1947						2047					2147		
Droitwich Spa (DTW)	d	1957				2020		2057			2120		2157	2221	
Hartlebury (HBY)	d					2027					2127		2204	2228	
Kidderminster (KID)	a	2006				2032		2106			2132		2209	2233	
Kidderminster (KID)	d	1954	2007	2024		2033	2054	2107			2133	2154	2209	2234	
Blakedown (BKD)	d	1958		2028		2037	2058				2137	2158	2214	2238	
Hagley (HAG)	d	2001		2031		2040	2101				2140	2201	2217	2241	
Stourbridge Junction (SBJ)	2 d	2005	2015	2035		2045	2105	2115			2145	2205	2221	2245	
Lye (LYE)	d		2019			2049		2119			2149		2225	2249	
Cradley Heath (CRA)	d	2011	2022	2041		2052	2111	2122			2152	2211	2228	2253	
Old Hill (OHL)	d		2026			2056		2126			2156		2232	2256	
Rowley Regis (ROW)	d	2016	2029	2046		2059	2116	2129			2159	2216	2235	2300	
Langley Green (LGG)	d		2033			2103		2133			2203		2239	2303	
Smethwick Galton Bridge (SGB)	7 d	2021	2036	2051		2106	2121	2136			2206	2221	2242	2307	
The Hawthorns (THW)	7 d	2023	2038	2053		2108	2123	2138			2208	2223	2244	2309	
Jewellery Quarter (JEQ)	7 d	2027	2042	2057		2112	2127	2142			2212	2227	2248	2313	
Birmingham Snow Hill (BSW)	a	2031	2046	2101		2116	2131	2146			2216	2231	2252	2317	
Birmingham Snow Hill (BSW)	d	2035	2051	2105		2121	2135	2151			2221		2255	2330	
Birmingham Moor Street (BMO)	d	2039	2055	2109		2125	2139	2155		2221	2225		2259	2333	2339
Birmingham New Street (BHM)	12 d			2103											
Small Heath (SMA)	d	2042	2058	2112		2128	2142	2158			2228		2302	2336	2342
Tyseley (TYS)	d	2045		2115		2132	2145	2202			2231		2306	2340	2345
Acocks Green (ACG)	d		2103			2135		2205					2309	2349	
Olton (OLT)	d		2105			2137		2207					2312	2352	
Solihull (SOL)	d		2109		2122	2141		2211		2230			2316	2356	
Widney Manor (WMR)	d		2112			2144		2214					2319	2359	
Dorridge (DDG)	d		2117a		2127	2149a		2219a		2236			2323	0003	
Lapworth (LPW)	d				2132					2241			2326	0006	
Hatton (HTN)	d				2138					2247			2332	0012	
Warwick Parkway (WRP)	d				2143					2253			2335	0015	
Warwick (WRW)	d				2146				2236	2257			2338	0018	
Leamington Spa (LMS)	a			2137		2151			2241	2302			2343	0024	
London Marylebone (MYB)	10 a					2355									
Spring Road (SRI)	d	2049		2119				2148			2234			2343	
Hall Green (HLG)	d	2051		2121				2150			2236			2345	
Yardley Wood (YRD)	d	2054		2124				2153			2239			2348	
Shirley (SRL)	d	2057		2127				2156			2242			2351	
Whitlocks End (WTE)	d	2100		2129a				2159			2245			2353a	
Wythall (WYT)	d	2102						2202			2248				
Earlswood (West Midlands) (EWD)	d	2105						2204			2250				
The Lakes (TLK)	d	2107						2207			2253				
Wood End (WDE)	d	2110						2209			2255				
Danzey (DZY)	d	2113						2213			2259				
Henley-in-Arden (HNL)	d	2118						2218			2304				
Wootton Waven (WWW)	d	2121						2221			2307				
Wilmcote (WMC)	d	2127						2227			2313				
Stratford Parkway (STY)	d	2130						2230			2316				
Stratford-upon-Avon (SAV)	a	2134						2234			2320				

NOTES (see introductory pages for explanation of train operator codes and standard symbols)

- a Arrival time
- d Departure time
- A To Banbury, see table 113
- M From Manchester Piccadilly to Southampton Central, see table 050

Worcester, Kidderminster and Stourbridge to Birmingham, Leamington Spa and Stratford-upon-Avon

Sundays







Operator	LM	CH	LM	LM	CH	LM	XC	CH	LM	CH	CH	LM	XC	CH	LM	CH	LM	XC	
Train ID	2H33	1H25	2S98	2S00	1H27	2C96	1O08	1H28	2S02	2L29	1H30	2C98	1O10	1H31	2S04	1H33	2C00	1O12	
Days of operation/Notes																			
1st Class/Reservations/Bus																			
Catering facilities																			
Worcester Foregate Street (WOF) 7 d															0921				
Worcester Shrub Hill (WOS) 7 d															0928		0953		
Droitwich Spa (DTW) d															0936		1001		
Hartlebury (HBY) d																	1008		
Kidderminster (KID) a															0946		1013		
Kidderminster (KID) d															0946		1014		
Blakedown (BKD) d															0951		1018		
Hagley (HAG) d															0954		1022		
Stourbridge Junction (SBJ) 2 d														0935	0958		1026		
Lye (LYE) d																	1030		
Cradley Heath (CRA) d														0942	1003		1033		
Old Hill (OHL) d																	1037		
Rowley Regis (ROW) d														0949	1008		1040		
Langley Green (LGG) d																	1044		
Smethwick Galton Bridge (SGB) 7 d															0955	1014	1047		
The Hawthorns (THW) d															0958	1016	1049		
Jewellery Quarter (JEQ) d															1003	1020	1053		
Birmingham Snow Hill (BSW) a															1006	1023	1056		
Birmingham Snow Hill (BSW) d			0836	0840		0857			0927			0957		1008	1026		1058		
Birmingham Moor Street (BMO) d		0828	0839	0843	0847	0900		0912	0930		0942	1000		1012	1029	1035	1101		
Birmingham New Street (BHM) 12 d							0904						1003						1103
Small Heath (SMA) d																			
Tyseley (TYS) d			0848						0935						1034				
Acocks Green (ACG) d						0906						1006					1107		
Olton (OLT) d						0909						1009					1110		
Solihull (SOL) d		0837			0855	0913		0924			0952	1013		1022		1044	1114		
Widney Manor (WMR) d						0916						1016					1117		
Dorridge (DDG) d	0003	0842			0900	0921a		0929			0958	1021a		1028		1049	1122a		
Lapworth (LPW) d	0006				0904											1053			
Hatton (HTN) d	0012				0910											1059			
Warwick Parkway (WRP) d	0015	0852			0915			0938			1009			1038		1105			
Warwick (WRW) d	0018	0855			0918			0941		1001	1014			1042		1109			
Leamington Spa (LMS) a	0024	0900			0923		0936	0946		1008	1020		1037	1047		1114			1137
London Marylebone (MYB) a		1017			1054			1112			1148			1212		1247			
Spring Road (SRI) d				0851					0938						1037				
Hall Green (HLG) d				0853					0940						1040				
Yardley Wood (YRD) d				0856					0943						1042				
Shirley (SRL) d				0859					0946						1045				
Whitlocks End (WTE) d				0902a					0949						1048				
Wythall (WYT) d									0951						1051				
Earlswood (West Midlands) (EWD) d									0954						1053				
The Lakes (TLK) d									0956						1056				
Wood End (WDE) d																			
Danzey (DZY) d																			
Henley-in-Arden (HNL) d									1004						1103				
Wootton Waven (WWW) d									1007						1106				
Wilmcote (WMC) d									1012						1112				
Stratford Parkway (STY) d			0908						1015						1115				
Stratford-upon-Avon (SAV) a			0911						1018						1121				

NOTES (see introductory pages for explanation of train operator codes and standard symbols)

- a Arrival time
- d Departure time
- A To Bournemouth, see table 050
- B From Manchester Piccadilly to Bournemouth, see table 050

Worcester, Kidderminster and Stourbridge to Birmingham, Leamington Spa and Stratford-upon-Avon

Sundays

Operator Train ID Days of operation/Notes 1st Class/Reservations/Bus Catering facilities	CH	LM	CH	LM	LM	XC	CH	CH	LM	LM	XC	CH	LM	LM	XC	CH	CH	LM
	1H35	2S06	1H41	2C02	2S08	1014 B B B	2L44	1H45	2C04	2S10	1016 B B B	1H48	2C06	2S12	1018 B B B	2L52	1H53	2C08
Worcester Foregate Street (WOF) 7 d					1121					1219				1327				
Worcester Shrub Hill (WOS) 7 d		1027			1128					1226								
Droitwich Spa (DTW) d		1035			1137					1234				1336				
Hartlebury (HBY) d										1241								
Kidderminster (KID) a		1045			1146					1246				1346				
Kidderminster (KID) d		1045			1147					1247				1346				
Blakedown (BKD) d										1251								
Hagley (HAG) d		1051			1153					1255				1352				
Stourbridge Junction (SBJ) 2 d	1042	1057		1126	1157				1226	1259			1326	1357				1426
Lye (LYE) d				1130					1230				1330					1430
Cradley Heath (CRA) d		1102		1133	1202				1233	1304			1333	1402				1433
Old Hill (OHL) d				1137					1237				1337					1437
Rowley Regis (ROW) d	1053	1107		1140	1207				1240	1309			1340	1407				1440
Langley Green (LGG) d				1144					1244				1344					1444
Smethwick Galton Bridge (SGB) 7 d		1113		1147	1213				1247	1315			1347	1413				1447
The Hawthorns (THW)  d		1115		1149	1215				1249	1317			1349	1415				1449
Jewellery Quarter (JEQ)  d		1119		1153	1219				1253	1321			1353	1419				1453
Birmingham Snow Hill (BSW)  a	1106	1122		1156	1222				1256	1324			1357	1422				1456
Birmingham Snow Hill (BSW)  d	1108	1126		1158	1226				1258	1326			1358	1426				1458
Birmingham Moor Street (BMO) d	1112	1129	1137	1201	1229			1237	1301	1329		1340	1401	1429			1437	1501
Birmingham New Street (BHM)  12 d						1203					1303				1403			
Small Heath (SMA) d																		
Tyseley (TYS) d		1134			1234					1334				1434				
Acocks Green (ACG) d				1207					1307				1407					1507
Olton (OLT) d				1210					1310				1410					1510
Solihull (SOL) d	1122		1147	1214				1246	1314			1349	1414				1446	1514
Widney Manor (WMR) d				1217					1317				1417					1517
Dorridge (DDG) d	1128		1153	1222a				1252	1322a			1355	1422a				1452	1522a
Lapworth (LPW) d									1257									1457
Hatton (HTN) d									1304									1504
Warwick Parkway (WRP) d	1138		1204						1310			1405						1510
Warwick (WRW) d	1142		1209				1302	1315				1410			1501			1515
Leamington Spa (LMS) a	1147		1213			1237	1310	1320			1339	1415		1437	1509			1519
London Marylebone (MYB)  10 a	1312		1350					1449				1549						1649
Spring Road (SRI) d		1137			1237					1337				1437				
Hall Green (HLG) d		1140			1240					1340				1440				
Yardley Wood (YRD) d		1142			1242					1342				1442				
Shirley (SRL) d		1145			1245					1345				1445				
Whitlocks End (WTE) d		1148			1248					1348				1448				
Wythall (WYT) d		1151			1251					1351				1451				
Earlwood (West Midlands) (EWD) d		1153			1253					1353				1453				
The Lakes (TLK) d		1156			1256					1356				1456				
Wood End (WDE) d																		
Danzey (DZY) d																		
Henley-in-Arden (HNL) d		1203			1303					1403				1503				
Wootton Waven (WWW) d		1206			1306					1406				1506				
Wilmcote (WMC) d		1212			1312					1412				1512				
Stratford Parkway (STY) d		1215			1315					1415				1515				
Stratford-upon-Avon (SAV) a		1218			1318					1418				1518				

NOTES (see introductory pages for explanation of train operator codes and standard symbols)

a Arrival time
d Departure time

B From Manchester Piccadilly to Bournemouth, see table 050

Worcester, Kidderminster and Stourbridge to Birmingham, Leamington Spa and Stratford-upon-Avon

Sundays

Operator	XC	CH	LM	XC	CH	LM	LM	XC	CH	CH	LM	LM	LM	XC	CH	LM	LM	XC	
Train ID	1020	1H56	2S14	1V34	1H62	2C10	2S16	1022	2L65	1H66	2B16	2C12	2S18	1024	1H72	2C14	2S20	1026	
Days of operation/Notes	B			C				B						B				B	
1st Class/Reservations/Bus	1			1				1						1				1	
Catering facilities	⚡			⚡				⚡						⚡				⚡	
Worcester Foregate Street (WOF)	7	d		1426			1528						1626				1727		
Worcester Shrub Hill (WOS)	7	d									1545								
Droitwich Spa (DTW)		d		1435			1537				1556		1635					1736	
Hartlebury (HBY)		d		1442									1642						
Kidderminster (KID)		a		1447			1547				1606		1647					1746	
Kidderminster (KID)		d		1448			1547				1606		1648					1746	
Blakedown (BKD)		d		1451							1611							1751	
Hagley (HAG)		d		1455			1553				1614		1654					1755	
Stourbridge Junction (SBJ)	2	d		1459		1526	1557				1618	1626	1659				1726	1759	
Lye (LYE)		d				1530						1630						1730	
Cradley Heath (CRA)		d		1505		1533	1603					1633	1705				1733	1804	
Old Hill (OHL)		d				1537						1637						1737	
Rowley Regis (ROW)		d		1510		1540	1608					1640	1710				1740	1809	
Langley Green (LGG)		d				1544						1644						1744	
Smethwick Galton Bridge (SGB)	7	d		1515		1547	1612				1631	1647	1715				1747	1815	
The Hawthorns (THW)		d		1517		1549	1614					1649	1717				1749	1817	
Jewellery Quarter (JEQ)		d		1521		1553	1618					1653	1721				1753	1821	
Birmingham Snow Hill (BSW)		a		1524		1556	1622				1638	1656	1724				1756	1824	
Birmingham Snow Hill (BSW)		d		1526		1558	1626				1642	1658	1727				1758	1826	
Birmingham Moor Street (BMO)		d	1512	1529		1540	1601	1629		1637	1645a	1701	1730		1737	1801	1829		
Birmingham New Street (BHM)		d	1503		1532				1603						1703				1803
Small Heath (SMA)		d																	
Tyseley (TYS)		d		1534			1634						1735					1834	
Acocks Green (ACG)		d				1607						1707						1807	
Olton (OLT)		d				1610						1710						1810	
Solihull (SOL)		d	1522		1550	1614				1646		1714			1747			1814	
Widney Manor (WMR)		d				1617						1717						1817	
Dorridge (DDG)		d	1527		1555	1622a				1652		1722a			1753			1822a	
Lapworth (LPW)		d								1657									
Hatton (HTN)		d								1704									
Warwick Parkway (WRP)		d	1537		1605					1710							1804		
Warwick (WRW)		d	1541		1609					1715							1809		
Leamington Spa (LMS)		a	1537	1545	1557	1614		1637	1706	1719				1737			1813		
London Marylebone (MYB)		a	1717		1749					1850							1949		
Spring Road (SRI)		d		1537			1637						1738					1837	
Hall Green (HLG)		d		1540			1640						1740					1840	
Yardley Wood (YRD)		d		1542			1642						1743					1842	
Shirley (SRL)		d		1545			1645						1746					1845	
Whitlocks End (WTE)		d		1548			1648						1749					1848	
Wythall (WYT)		d		1551			1651						1751					1851	
Earlwood (West Midlands) (EWD)		d		1553			1653												
The Lakes (TLK)		d		1556			1656						1754					1854	
Wood End (WDE)		d																	
Danzey (DZY)		d																	
Henley-in-Arden (HNL)		d		1603			1703						1802					1901	
Wootton Waven (WWW)		d		1606			1706						1805					1904	
Wilmcote (WMC)		d		1612			1712						1811					1910	
Stratford Parkway (STY)		d		1615			1715						1815					1913	
Stratford-upon-Avon (SAV)		a		1618			1718						1818					1916	

NOTES (see introductory pages for explanation of train operator codes and standard symbols)

a Arrival time

d Departure time

B From Manchester Piccadilly to Bournemouth, see table 050

C From Sheffield to Reading, see table 050

Worcester, Kidderminster and Stourbridge to Birmingham, Leamington Spa and Stratford-upon-Avon

Sundays

Operator	CH	CH	LM	XC	XC	CH	LM	CH	XC	CH	LM	LM	LM
Train ID	2L74	1H75	2B22	1O28	1O30	1H81	2B24	2U83	1V89	2H84	2B26	2B28	2B30
Days of operation/Notes 1st Class/Reservations/Bus Catering facilities				B ◇	D ◇			E	F ◇				
Worcester Foregate Street (WOF) 7 d			1826									2117	2222
Worcester Shrub Hill (WOS) 7 d							1936				2035	2126	2229
Droitwich Spa (DTW) d			1835				1945				2043	2134	2237
Hartlebury (HBY) d			1842								2051		
Kidderminster (KID) a			1847				1955				2056	2144	2247
Kidderminster (KID) d			1848				1955				2056	2144	2247
Blakedown (BKD) d							2000						
Hagley (HAG) d			1854				2003				2103	2150	2253
Stourbridge Junction (SBJ) 2 d			1858				2007				2107	2154	2257
Lye (LYE) d													
Cradley Heath (CRA) d			1903				2012				2112	2159	2303
Old Hill (OHL) d													
Rowley Regis (ROW) d			1908				2017				2117	2204	2308
Langley Green (LGG) d													
Smethwick Galton Bridge (SGB) 7 d			1913				2023				2123	2210	2313
The Hawthorns (THW) d			1915				2025				2125	2212	2315
Jewellery Quarter (JEQ) d			1920				2029				2129	2216	2319
Birmingham Snow Hill (BSW) a			1923				2033				2133	2220	2324
Birmingham Snow Hill (BSW) d			1923				2033				2133	2221	
Birmingham Moor Street (BMO) d		1837	1926a			2017	2036a			2118	2137a	2223a	
Birmingham New Street (BHM) 12 d				1903	2003				2103				
Small Heath (SMA) d													
Tyseley (TYS) d													
Acocks Green (ACG) d													
Olton (OLT) d													
Solihull (SOL) d		1846				2026				2126			
Widney Manor (WMR) d						2029							
Dorridge (DDG) d		1852				2033				2131			
Lapworth (LPW) d		1857								2135			
Hatton (HTN) d		1904								2141			
Warwick Parkway (WRP) d		1910				2043				2146			
Warwick (WRW) d	1902	1915				2046		2101		2149			
Leamington Spa (LMS) a	1909	1919		1937	2037	2050		2107	2138	2154			
London Marylebone (MYB) 10 a		2049				2213				2354			
Spring Road (SRI) d													
Hall Green (HLG) d													
Yardley Wood (YRD) d													
Shirley (SRL) d													
Whitlocks End (WTE) d													
Wythall (WYT) d													
Earlswood (West Midlands) (EWD) d													
The Lakes (TLK) d													
Wood End (WDE) d													
Danzey (DZY) d													
Henley-in-Arden (HNL) d													
Wootton Waven (WWW) d													
Wilmcote (WMC) d													
Stratford Parkway (STY) d													
Stratford-upon-Avon (SAV) a													

NOTES (see introductory pages for explanation of train operator codes and standard symbols)

- a Arrival time
- d Departure time
- B From Manchester Piccadilly to Bournemouth, see table 050
- D From Manchester Piccadilly to Southampton Central, see table 050
- E To Banbury, see table 050
- F From Manchester Piccadilly to Reading, see table 050