

Nottingham to Derby, Matlock, Stoke-on-Trent, Crewe, Birmingham, Cardiff and Bristol

Mondays to Fridays until 6 October

Operator Train ID Days of operation/Notes 1st Class/Reservations/Bus/Ferry Catering facilities	EM	EM	EM	EM	XC	EM	EM	XC	EM	EM	XC	EM	XC	EM	XC	EM	EM	EM
	2A82 MX	1F87 MX A	1B04 B	2A06	1V42 C 1◇	1F00 D	2A08	1V03 1◇	1B10 B	1F02 E	1O06 F 1◇	1F01 G	1V44 H 1◇	2A10	1V04 1◇	1B16 B	1K53	2L12 J
Grimsby Town (GMB)	d																	
Lincoln (LCN)	d															0614		
Newark Castle (NCT)	d														0642	0627		
Nottingham (NOT)	d			0514				0600	0612		0639			0653	0704	0712	0716	0727
Beeston (BEE)	d			0519a				0606	0617a		0645			0659	0710	0717a	0723	0733
Attenborough (ATB)	d							0609						0702	0713			0736a
Long Eaton (LGE)	d	0004	0152			0610		0620				0659		0709	0724		0731	
Spondon (SPO)	d							0627						0716				
Derby (DBY)	a	0015	0201			0619		0633			0701	0708		0722	0734		0741	
Derby (DBY)	d			0540	0610		0633	0638		0655	0713		0727	0734	0738		0745	
Duffield (DFI)	d			0547			0640							0741				
Belper (BLP)	d			0552			0645			0702a				0746				
Ambergate (AMB)	d			0557			0650							0751				
Whatstandwell (WTS)	d			0601			0654							0755				
Cromford (CMF)	d			0606			0700							0801				
Matlock Bath (MTB)	d			0609			0703							0804				
Matlock (MAT)	a			0612			0706							0807				
Peartree (PEA)	d																	0748
Tutbury & Hatton (TUT)	d																	0759
Uttoxeter (UTT)	d																	0809
Blythe Bridge (BYB)	d																	0822
Longton (LGN)	d																	0828
Stoke-on-Trent (SOT)	d																	0835
Longport (LPT)	d																	0840
Kidsgrove (KDG)	d																	0846
Alsager (ASG)	d																	0850
Crewe (CRE)	a																	0858
Willington (WIL)	d														0745			
Burton-on-Trent (BUT)	d				0620			0650		0723		0738		0752				
Tamworth (TAM)	d				0631			0703		0734		0750		0803				
Wilnecote (WNE)	d							0707						0807				
Water Orton (WTO)	d																	
Birmingham New Street (BHM)	a				0657			0726		0755		0808		0826				
University (UNI)	a							0736						0836				
Worcestershire Parkway (WOP)	a							0758						0858				
Ashchurch for Tewkesbury (ASC)	a																	
Cheltenham Spa (CNM)	a				0756			0814				0850		0915				
Gloucester (GCR)	a							0824						0925				
Lydney (LYD)	a																	
Chepstow (CPW)	a							0853						0953				
Newport (South Wales) (NWP)	a							0911						1011				
Cardiff Central (CDF)	a							0925						1025				
Bristol Parkway (BPW)	a				0829							0921						
Bristol Temple Meads (BRI)	a				0839							0935						

For the complete service between Lincoln and Nottingham see table 057

For the complete service between Stoke-on-Trent and Crewe see table 076

For the complete service between Water Orton and Birmingham see table 054

For the complete service between Birmingham and Cheltenham Spa/Cardiff/Bristol see table 132

NOTES (see introductory pages for explanation of train operator codes and standard symbols)

a Arrival time
d Departure time

A From London St Pancras Int, see table 052
B To London St Pancras International, see table 052
C To Plymouth, see table 050
D From Leicester to Sheffield, see table 052
E To Sheffield, see table 053
F To Bournemouth, see table 050
G From London St Pancras Int to Sheffield, see table 052
H From Leeds to Plymouth, see table 050
J To Leicester, see table 052

MX Not Mondays

Nottingham to Derby, Matlock, Stoke-on-Trent, Crewe, Birmingham, Cardiff and Bristol

Mondays to Fridays until 6 October

Operator Train ID Days of operation/Notes 1st Class/Reservations/Bus/Ferry Catering facilities	EM 1F07 D	XC 1V46 K 1◇	EM 2A12	XC 1V05	EM 1B22 B	EM 1K55	EM 2L14 J	XC 1V83 L 1111 1	EM 1F12 G	XC 1V48 M 1◇	EM 2A14	XC 1V06	EM 1B28 B	EM 1K57	EM 2L56 J	EM 1F17 G	XC 1V50 N 1◇	EM 2A16	
Grimsby Town (GMB)	d																		
Lincoln (LCN)	d																		0741 0838
Newark Castle (NCT)	d					0736								0841					0906
Nottingham (NOT)	d		0753	0808	0813	0817	0824				0854	0907	0912	0916	0929				0954
Beeston (BEE)	d		0759	0814	0818a	0823	0831				0900	0913	0917a	0922	0935				1000
Attenborough (ATB)	d		0802				0834a				0903				0939a				
Long Eaton (LGE)	d	0804	0809	0827		0833			0902		0911	0926		0931		1002			1010
Spondon (SPO)	d		0816								0918								1017
Derby (DBY)	6 a	0814	0823	0838		0844			0911		0924	0937		0944		1011			1023
Derby (DBY)	6 d		0827	0835	0842	0848		0851		0931	0935	0941		0948			1031		1035
Duffield (DFI)	d		0842								0942								1042
Belper (BLP)	d		0847								0947								1047
Ambergate (AMB)	d		0852								0952								1053
Whatstandwell (WTS)	d		0856								0956								1057
Cromford (CMF)	d		0902								1001								1103
Matlock Bath (MTB)	d		0905								1004								1106
Matlock (MAT)	a		0908								1007								1109
Peartree (PEA)	d																		
Tutbury & Hatton (TUT)	d					0901								1001					
Uttoxeter (UTT)	d					0910								1010					
Blythe Bridge (BYB)	d					0924								1024					
Longton (LGN)	d					0930								1030					
Stoke-on-Trent (SOT)	d					0937								1037					
Longport (LPT)	d																		
Kidsgrove (KDG)	d					0945								1045					
Alsager (ASG)	d					0949								1049					
Crewe (CRE)	10 a					0958								1058					
Willington (WIL)	d											0949							
Burton-on-Trent (BUT)	d		0838	0853						0941		0955							
Tamworth (TAM)	d		0850	0904								1007							
Wilnecote (WNE)	d																	1050	
Water Orton (WTO)	d																		
Birmingham New Street (BHM)	12 a		0908	0925			0928			1004		1026							1108
University (UNI)	a			0936								1036							
Worcestershire Parkway (WOP)	a			0958								1058							
Ashchurch for Tewkesbury (ASC)	a																		
Cheltenham Spa (CNM)	a		0950	1014						1050		1114						1150	
Gloucester (GCR)	7 a			1025								1125							
Lydney (LYD)	a			1046															
Chepstow (CPW)	a											1153							
Newport (South Wales) (NWP)	a			1111								1211							
Cardiff Central (CDF)	7 a			1125								1225							
Bristol Parkway (BPW)	7 a		1020							1121									1220
Bristol Temple Meads (BRI)	10 a		1032							1131									1233

NOTES (see introductory pages for explanation of train operator codes and standard symbols)

- a Arrival time
- d Departure time
- B To London St Pancras International, see table 052
- D From Leicester to Sheffield, see table 052
- G From London St Pancras Int to Sheffield, see table 052
- J To Leicester, see table 052
- K From York to Plymouth, see table 050
- L From Newcastle to Reading, see table 050
- M From Newcastle to Plymouth, see table 050
- N From Edinburgh to Plymouth, see table 050

Nottingham to Derby, Matlock, Stoke-on-Trent, Crewe, Birmingham, Cardiff and Bristol

Mondays to Fridays until 6 October

Operator	XC	EM	EM	EM	XC	EM	XC	EM	XC	EM	EM	EM	XC	EM	XC	EM	EM	
Train ID	1V07	1B34	1K59	2L58	1V85	1F22	1V52	2A18	1V08	1B40	2L60	1F27	1V54	2A20	1V09	1B46	1K63	2L62
Days of operation/Notes	1◇	B		J	L	G	N		1◇	B	J	G	N		1◇	B		J
1st Class/Reservations/Bus/Ferry	1◇				1◇		1◇		1◇				1◇		1◇			
Catering facilities	⌘	⌘			⌘	⌘	⌘		⌘	⌘		⌘	⌘		⌘	⌘		
Grimsby Town (GMB)	d			0839														1041
Lincoln (LCN)	d			0935							1035							1135
Newark Castle (NCT)	d		0936	1003							1104						1136	1203
Nottingham (NOT)	d	1007	1012	1016	1027			1054	1107	1112	1127			1154	1207	1212	1216	1227
Beeston (BEE)	d	1013	1017a	1022	1033			1100	1113	1117a	1133			1200	1213	1217a	1222	1233
Attenborough (ATB)	d				1036a			1103			1136a							1236a
Long Eaton (LGE)	d	1027		1032		1059		1111	1125			1159		1209	1224			1231
Spondon (SPO)	d													1215				
Derby (DBY)	a	1038		1043		1108		1123	1136			1208		1222	1235			1243
Derby (DBY)	d	1042		1047		1053	1131	1134	1141				1231	1234	1239			1248
Duffield (DFI)	d							1141						1241				
Belper (BLP)	d							1146						1246				
Ambergate (AMB)	d							1151						1251				
Whatstandwell (WTS)	d							1155						1255				
Cromford (CMF)	d							1200						1300				
Matlock Bath (MTB)	d							1203						1303				
Matlock (MAT)	a							1206						1306				
Peartree (PEA)	d																	
Tutbury & Hatton (TUT)	d			1101														1301
Uttoxeter (UTT)	d			1110														1310
Blythe Bridge (BYB)	d			1124														1324
Longton (LGN)	d			1130														1330
Stoke-on-Trent (SOT)	d			1137														1337
Longport (LPT)	d																	
Kidsgrove (KDG)	d			1145														1345
Alsager (ASG)	d			1149														1349
Crewe (CRE)	a			1158														1358
Willington (WIL)	d																	
Burton-on-Trent (BUT)	d	1053							1152						1251			
Tamworth (TAM)	d	1104							1204				1250		1303			
Wilnecote (WNE)	d								1208						1307			
Water Orton (WTO)	d																	
Birmingham New Street (BHM)	a	1125			1128		1204		1227				1308		1326			
University (UNI)	a	1136							1236						1336			
Worcestershire Parkway (WOP)	a	1158							1258						1358			
Ashchurch for Tewkesbury (ASC)	a																	
Cheltenham Spa (CNM)	a	1214					1250		1314				1350		1414			
Gloucester (GCR)	a	1225							1326						1424			
Lydney (LYD)	a								1345									
Chepstow (CPW)	a	1253													1453			
Newport (South Wales) (NWP)	a	1311							1411						1511			
Cardiff Central (CDF)	a	1325							1425						1525			
Bristol Parkway (BPW)	a						1320						1420					
Bristol Temple Meads (BRI)	a						1332						1433					

NOTES (see introductory pages for explanation of train operator codes and standard symbols)

- a Arrival time
- d Departure time
- B To London St Pancras International, see table 052
- G From London St Pancras Int to Sheffield, see table 052
- J To Leicester, see table 052
- L From Newcastle to Reading, see table 050
- N From Edinburgh to Plymouth, see table 050

Nottingham to Derby, Matlock, Stoke-on-Trent, Crewe, Birmingham, Cardiff and Bristol

Mondays to Fridays until 6 October

Operator	XC	EM	XC	EM	XC	EM	EM	EM	EM	XC	EM	XC	EM	EM	EM	XC	EM	XC	
Train ID	1V87	1F32	1V56	2A22	1V10	1B52	1K65	2L64	1F37	1V58	2A24	1V11	1B58	1K67	2L66	1V89	1F42	1V60	
Days of operation/Notes	L	G	P			B		J	G	Q			B		J	L	G	R	
1st Class/Reservations/Bus/Ferry	1◇		1◇		1◇					1◇		1◇				1◇		1◇	
Catering facilities	⌘	⌘	⌘		⌘	⌘			⌘	⌘		⌘	⌘			⌘	⌘	⌘	
Grimsby Town (GMB)	d																		
Lincoln (LCN)	d							1236								1241			
Newark Castle (NCT)	d						1243	1304						1343		1336			
Nottingham (NOT)	d			1254	1307	1312	1316	1328			1354	1407	1412	1416	1427				
Beeston (BEE)	d			1300	1313	1317a	1322	1334			1400	1413	1417a	1422	1433				
Attenborough (ATB)	d			1303				1337a							1437a				
Long Eaton (LGE)	d		1259	1310	1325		1331		1400		1410	1424		1432				1459	
Spondon (SPO)	d										1416								
Derby (DBY)	a		1308	1321	1336		1344		1409		1422	1435		1443				1508	
Derby (DBY)	d	1253		1331	1334	1340		1348		1431	1434	1439		1448		1453			1528
Duffield (DFI)	d			1341							1441								
Belper (BLP)	d			1346							1446								
Ambergate (AMB)	d			1351							1451								
Whatstandwell (WTS)	d			1355							1455								
Cromford (CMF)	d			1400							1500								
Matlock Bath (MTB)	d			1403							1503								
Matlock (MAT)	a			1406							1506								
Peartree (PEA)	d																		
Tutbury & Hatton (TUT)	d						1402							1501					
Uttoxeter (UTT)	d						1411							1510					
Blythe Bridge (BYB)	d						1425							1524					
Longton (LGN)	d						1431							1530					
Stoke-on-Trent (SOT)	d						1437							1537					
Longport (LPT)	d																		
Kidsgrove (KDG)	d							1445						1545					
Alsager (ASG)	d							1449						1549					
Crewe (CRE)	a							1458						1558					
Willington (WIL)	d				1348														
Burton-on-Trent (BUT)	d		1341		1354							1450							1539
Tamworth (TAM)	d				1406					1450		1500							
Wilnecote (WNE)	d											1506							
Water Orton (WTO)	d																		
Birmingham New Street (BHM)	a	1328		1404		1426				1508		1526				1528			1604
University (UNI)	a				1436							1536							
Worcestershire Parkway (WOP)	a				1458							1558							
Ashchurch for Tewkesbury (ASC)	a																		
Cheltenham Spa (CNM)	a		1450		1514					1550		1614							1650
Gloucester (GCR)	a				1525							1624							
Lydney (LYD)	a											1645							
Chepstow (CPW)	a					1553						1655							
Newport (South Wales) (NWP)	a					1611						1713							
Cardiff Central (CDF)	a					1625						1726							
Bristol Parkway (BPW)	a			1520						1620									1720
Bristol Temple Meads (BRI)	a			1534						1633									1731

NOTES (see introductory pages for explanation of train operator codes and standard symbols)

- a Arrival time
d Departure time
- B To London St Pancras International, see table 052
G From London St Pancras Int to Sheffield, see table 052
J To Leicester, see table 052
L From Newcastle to Reading, see table 050
P From Glasgow Central to Plymouth, see table 050
Q From Edinburgh to Penzance, see table 050
R From Aberdeen to Penzance, see table 050

Nottingham to Derby, Matlock, Stoke-on-Trent, Crewe, Birmingham, Cardiff and Bristol

Mondays to Fridays until 6 October

Operator Train ID Days of operation/Notes 1st Class/Reservations/Bus/Ferry Catering facilities	EM 2A26	XC 1V12	EM 1B64 B	EM 1K69	EM 2L68 J	EM 1F47 G	XC 1V62 N	EM 2A28	XC 1V13	EM 1B98 B	EM 2L70 J	EM 1F52 G	XC 1V64 N	EM 2A30	XC 1V14	EM 1B76 B	XC
		1◇	⌘	⌘		⌘	1◇		1◇	⌘		⌘	1◇		1◇	⌘	⌘
Grimsby Town (GMB)	d										1438						
Lincoln (LCN)	d				1437						1532						
Newark Castle (NCT)	d			1436	1504						1558						
Nottingham (NOT)	d	1454	1507	1512	1516	1528		1554	1607	1612	1628			1654	1707	1712	
Beeston (BEE)	d	1500	1513	1517a	1522	1534		1600	1613	1617a	1634			1700	1713	1717a	
Attenborough (ATB)	d	1503				1537a		1603			1637a			1703			
Long Eaton (LGE)	d	1511	1524		1531		1559	1610	1624			1659		1710	1724		
Spondon (SPO)	d							1616						1716			
Derby (DBY)	a	1522	1535		1543		1609	1622	1635			1708		1722	1734		
Derby (DBY)	d	1534	1539		1548		1631	1634	1639			1645		1731	1734	1739	1745
Duffield (DFI)	d	1541						1641						1741			
Belper (BLP)	d	1546						1646						1746			
Ambergate (AMB)	d	1551						1651						1751			
Whatstandwell (WTS)	d	1555						1655						1755			
Cromford (CMF)	d	1600						1700						1800			
Matlock Bath (MTB)	d	1603						1703						1803			
Matlock (MAT)	a	1606						1706						1806			
Peartree (PEA)	d				1601												
Tutbury & Hatton (TUT)	d				1610												
Uttoxeter (UTT)	d				1610												
Blythe Bridge (BYB)	d				1624												
Longton (LGN)	d				1630												
Stoke-on-Trent (SOT)	d				1637												
Longport (LPT)	d										1817a						
Kidsgrove (KDG)	d				1645												
Alsager (ASG)	d				1649												
Crewe (CRE)	a				1658												
Willington (WIL)	d		1547														1805a
Burton-on-Trent (BUT)	d		1553						1651				1742		1750		
Tamworth (TAM)	d		1605				1649		1703						1802		
Wilnecote (WNE)	d								1707						1806		
Water Orton (WTO)	d																
Birmingham New Street (BHM)	a		1627				1707		1726				1806		1826		
University (UNI)	a		1636						1736						1836		
Worcestershire Parkway (WOP)	a		1658						1758						1858		
Ashchurch for Tewkesbury (ASC)	a		1708						1808								
Cheltenham Spa (CNM)	a		1718				1750		1818				1850		1914		
Gloucester (GCR)	a		1727						1828				1902		1924		
Lydney (LYD)	a		1749														
Chepstow (CPW)	a																
Newport (South Wales) (NWP)	a		1815						1915						2012		
Cardiff Central (CDF)	a		1829						1928						2026		
Bristol Parkway (BPW)	a						1820						1936				
Bristol Temple Meads (BRI)	a						1833						1947				

NOTES (see introductory pages for explanation of train operator codes and standard symbols)

- a Arrival time
- d Departure time
- B To London St Pancras International, see table 052
- G From London St Pancras Int to Sheffield, see table 052
- J To Leicester, see table 052
- N From Edinburgh to Plymouth, see table 050

Nottingham to Derby, Matlock, Stoke-on-Trent, Crewe, Birmingham, Cardiff and Bristol

Mondays to Fridays until 6 October

Operator Train ID Days of operation/Notes 1st Class/Reservations/Bus/Ferry Catering facilities	EM 1K73	EM 2L72 J	XC 1V96 S 1◇ ⌘	EM 1F56 G	EM 2A32	XC 1V66 N 1◇ ⌘	XC 1V15 1◇ ⌘	EM 1B82 B	EM 1K75	EM 2L74 J	EM 1F62 G	XC 1V68 N 1◇ ⌘	EM 2A34	XC 1V16 T 1◇ ⌘	EM 1B88 B	EM 1K77	EM 2L76 J	XC 1G83 1◇ ⌘
Grimsby Town (GMB)	d									1641								
Lincoln (LCN)	d	1634								1737							1835	
Newark Castle (NCT)	d	1639	1704						1738	1808						1843	1903	
Nottingham (NOT)	d	1717	1728		1754		1805	1810	1816	1837			1856	1908	1912	1918	1927	1935
Beeston (BEE)	d	1723	1734		1800		1811	1815a	1822	1843			1902	1914	1918a	1924	1933	1941
Attenborough (ATB)	d		1738a		1803					1846a			1905				1937a	
Long Eaton (LGE)	d	1732		1804	1810		1821		1831		1903		1913	1928		1934		1953
Spondon (SPO)	d				1816													
Derby (DBY)	a	1742		1813	1822		1831		1842		1912		1925	1938		1944		2004
Derby (DBY)	d	1746		1753	1824	1831	1839		1848			1931	1935	1942		1948		2010
Duffield (DFI)	d				1831								1942					
Belper (BLP)	d				1836								1947					
Ambergate (AMB)	d				1841								1952					
Whatstandwell (WTS)	d				1845								1956					
Cromford (CMF)	d				1850								2001					
Matlock Bath (MTB)	d				1853								2004					
Matlock (MAT)	a				1856								2007					
Peartree (PEA)	d	1749																
Tutbury & Hatton (TUT)	d	1801							1901							2001		
Uttoxeter (UTT)	d	1810							1910							2010		
Blythe Bridge (BYB)	d	1824							1924							2024		
Longton (LGN)	d	1830							1930							2030		
Stoke-on-Trent (SOT)	d	1837							1937							2037		
Longport (LPT)	d																	
Kidsgrove (KDG)	d	1845							1945							2045		
Alsager (ASG)	d	1849							1949							2049		
Crewe (CRE)	a	1858							1958							2058		
Willington (WIL)	d						1846											
Burton-on-Trent (BUT)	d						1853					1941		1954				2021
Tamworth (TAM)	d				1849	1905								2005				2033
Wilnecote (WNE)	d													2009				2037
Water Orton (WTO)	d																	
Birmingham New Street (BHM)	a		1828			1906	1925					2005		2027				2055
University (UNI)	a						1936							2036				
Worcestershire Parkway (WOP)	a						1958							2058				
Ashchurch for Tewkesbury (ASC)	a																	
Cheltenham Spa (CNM)	a				1950	2014					2050		2114					
Gloucester (GCR)	a					2023							2123					
Lydney (LYD)	a												2143					
Chepstow (CPW)	a												2153					
Newport (South Wales) (NWP)	a						2109						2216					
Cardiff Central (CDF)	a						2124						2236c					
Bristol Parkway (BPW)	a					2020						2121						
Bristol Temple Meads (BRI)	a					2032						2136						

NOTES (see introductory pages for explanation of train operator codes and standard symbols)

- a Arrival time
d Departure time
c On Fridays arrives 2229

- B To London St Pancras International, see table 052
G From London St Pancras Int to Sheffield, see table 052
J To Leicester, see table 052
N From Edinburgh to Plymouth, see table 050
S From York, see table 053
T Also calls at Caldicot 2201 and Severn Tunnel Jn 2204

Nottingham to Derby, Matlock, Stoke-on-Trent, Crewe, Birmingham, Cardiff and Bristol

Mondays to Fridays until 6 October



Operator Train ID Days of operation/Notes 1st Class/Reservations/Bus/Ferry Catering facilities	EM 1F67 G	EM 2A36	EM 1B94 B	XC 1V70 U 1◇	EM 1K79	EM 2L78 J	XC 1G89 1◇	EM 1B96 B	EM 1F72 G	XC 1V71 U 1◇	EM 2A38	EM 1K81	XC 1G90 1◇	EM 1B99 B	EM 1F77 G	EM 2A40	EM 2L82 J	XC 1M00 U 1◇	
Grimsby Town (GMB)	d					1838													
Lincoln (LCN)	d					1932													
Newark Castle (NCT)	d				1945	2001													
Nottingham (NOT)	8 d	1954	2011		2016	2024	2041	2048			2054	2119	2136	2140		2155	2158		
Beeston (BEE)	d	2000	2016a		2022	2031	2047	2054a			2100	2126	2142	2148a		2201	2205		
Attenborough (ATB)	d					2034a					2103		2145				2208a		
Long Eaton (LGE)	d	2003	2010		2031		2056		2103		2110	2134	2153		2159	2209			
Spondon (SPO)	d		2016										2200			2216			
Derby (DBY)	6 a	2012	2021		2041		2106		2112		2121	2144	2206		2210	2222			
Derby (DBY)	6 d		2023	2031	2047		2110			2131	2137	2148	2210			2234		2250	
Duffield (DFI)	d		2030								2144					2241			
Belper (BLP)	d		2035								2149					2246			
Ambergate (AMB)	d		2040								2154					2251			
Whatstandwell (WTS)	d		2044								2158					2255			
Cromford (CMF)	d		2049								2203					2300			
Matlock Bath (MTB)	d		2052								2206					2303			
Matlock (MAT)	a		2055								2209					2306			
Peartree (PEA)	d																		
Tutbury & Hatton (TUT)	d				2101							2201							
Uttoxeter (UTT)	d				2110							2210							
Blythe Bridge (BYB)	d				2124							2224							
Longton (LGN)	d				2130							2230							
Stoke-on-Trent (SOT)	d				2137							2237							
Longport (LPT)	d																		
Kidsgrove (KDG)	d				2145							2245							
Alsager (ASG)	d				2149							2249							
Crewe (CRE)	10 a				2158							2258							
Willington (WIL)	d						2117												
Burton-on-Trent (BUT)	d						2124			2141			2221					2300	
Tamworth (TAM)	d			2049			2136			2151			2232					2310	
Wilnecote (WNE)	d						2140						2236						
Water Orton (WTO)	d																		
Birmingham New Street (BHM)	12 a			2106			2158			2208			2301					2327	
University (UNI)	a																		
Worcestershire Parkway (WOP)	a																		
Ashchurch for Tewkesbury (ASC)	a																		
Cheltenham Spa (CNM)	a			2150						2250									
Gloucester (GCR)	7 a			2200															
Lydney (LYD)	a																		
Chepstow (CPW)	a																		
Newport (South Wales) (NWP)	a																		
Cardiff Central (CDF)	7 a																		
Bristol Parkway (BPW)	7 a			2230						2320									
Bristol Temple Meads (BRI)	10 a			2243						2331									

NOTES (see introductory pages for explanation of train operator codes and standard symbols)

- a Arrival time
- d Departure time
- B To London St Pancras International, see table 052
- G From London St Pancras Int to Sheffield, see table 052
- J To Leicester, see table 052
- U From Edinburgh, see table 050

Nottingham to Derby, Matlock, Stoke-on-Trent, Crewe, Birmingham, Cardiff and Bristol

Mondays to Fridays until 6 October

Operator Train ID	EM 1F82	EM 2A42	EM 2L88	EM 1F85	EM 2A82	EM 1F87
Days of operation/Notes	G		J	G		TSM
Catering facilities	☞			☞		A ☞
Grimsby Town (GMB)	d					
Lincoln (LCN)	d					
Newark Castle (NCT)	d					
Nottingham (NOT)	 8 d	2257	2320		2349	
Beeston (BEE)	d		2326a		2354	
Attenborough (ATB)	d				2358	
Long Eaton (LGE)	d	2300		2359	0004	0152
Spondon (SPO)	d					
Derby (DBY)	6 a	2309	2319	0008	0015	0201
Derby (DBY)	6 d					
Duffield (DFI)	d					
Belper (BLP)	d					
Ambergate (AMB)	d					
Whatstandwell (WTS)	d					
Cromford (CMF)	d					
Matlock Bath (MTB)	d					
Matlock (MAT)	a					
Peartree (PEA)	d					
Tutbury & Hatton (TUT)	d					
Uttoxeter (UTT)	d					
Blythe Bridge (BYB)	d					
Longton (LGN)	d					
Stoke-on-Trent (SOT)	d					
Longport (LPT)	d					
Kidsgrove (KDG)	d					
Alsager (ASG)	d					
Crewe (CRE)	10 a					
Willington (WIL)	d					
Burton-on-Trent (BUT)	d					
Tamworth (TAM)	d					
Wilnecote (WNE)	d					
Water Orton (WTO)	d					
Birmingham New Street (BHM)	 12 a					
University (UNI)	a					
Worcestershire Parkway (WOP)	a					
Ashchurch for Tewkesbury (ASC)	a					
Cheltenham Spa (CNM)	a					
Gloucester (GCR)	7 a					
Lydney (LYD)	a					
Chepstow (CPW)	a					
Newport (South Wales) (NWP)	a					
Cardiff Central (CDF)	7 a					
Bristol Parkway (BPW)	7 a					
Bristol Temple Meads (BRI)	10 a					

NOTES (see introductory pages for explanation of train operator codes and standard symbols)

a Arrival time
d Departure time

A From London St Pancras Int, see table 052
G From London St Pancras Int to Sheffield, see table 052
J To Leicester, see table 052

TSM Tuesday to Saturday mornings

Nottingham to Derby, Matlock, Stoke-on-Trent, Crewe, Birmingham, Cardiff and Bristol

Mondays to Fridays from 9 October

Operator Train ID Days of operation/Notes 1st Class/Reservations/Bus/Ferry Catering facilities	EM	EM	EM	EM	XC	EM	EM	XC	EM	EM	XC	EM	XC	EM	XC	EM	XC	EM	EM	EM	
	2A82 MX	1F87 MX A	1B04 U	2A06	1V42 B 1◇	1F00 C	2A08	1V03	1B10 U	1F02 D	1O06 E 1◇	1F01 F	1V44 G 1◇	2A10	1V04	1B16 U	1K53	2L12 H			
Grimsby Town (GMB)	d																				
Lincoln (LCN)	d																				0614
Newark Castle (NCT)	d																				0642 0627
Nottingham (NOT)	d			0514				0600	0612		0639			0653	0704	0712	0716	0727			
Beeston (BEE)	d			0519a				0606	0617a		0645			0659	0710	0717a	0723	0733			
Attenborough (ATB)	d							0609						0702	0713						0736a
Long Eaton (LGE)	d	0004	0152			0610		0620				0659		0709	0724			0731			
Spondon (SPO)	d							0627						0716							
Derby (DBY)	a	0015	0201			0619		0633			0701	0708		0722	0734			0741			
Derby (DBY)	d			0540	0610		0633	0638		0655	0713		0727	0735	0738			0745			
Duffield (DFI)	d			0547			0640							0742							
Belper (BLP)	d			0552			0645			0702a				0747							
Ambergate (AMB)	d			0557			0650							0752							
Whatstandwell (WTS)	d			0601			0654							0756							
Cromford (CMF)	d			0606			0659							0801							
Matlock Bath (MTB)	d			0609			0702							0804							
Matlock (MAT)	a			0612			0706							0807							
Peartree (PEA)	d																				0748
Tutbury & Hatton (TUT)	d																				0759
Uttoxeter (UTT)	d																				0809
Blythe Bridge (BYB)	d																				0822
Longton (LGN)	d																				0828
Stoke-on-Trent (SOT)	d																				0835
Longport (LPT)	d																				0840
Kidsgrove (KDG)	d																				0846
Alsager (ASG)	d																				0850
Crewe (CRE)	a																				0858
Willington (WIL)	d															0745					
Burton-on-Trent (BUT)	d				0620			0650		0723		0738		0752							
Tamworth (TAM)	d				0631			0703		0734		0750		0803							
Wilnecote (WNE)	d							0707						0807							
Water Orton (WTO)	d																				
Birmingham New Street (BHM)	a				0657			0726		0755		0808		0826							
University (UNI)	a							0736						0836							
Worcestershire Parkway (WOP)	a							0758						0858							
Ashchurch for Tewkesbury (ASC)	a																				
Cheltenham Spa (CNM)	a				0756			0814				0850		0915							
Gloucester (GCR)	a							0824						0925							
Lydney (LYD)	a																				
Chepstow (CPW)	a							0853						0953							
Newport (South Wales) (NWP)	a							0911						1011							
Cardiff Central (CDF)	a							0925						1025							
Bristol Parkway (BPW)	a				0829								0921								
Bristol Temple Meads (BRI)	a				0839								0935								

For the complete service between Lincoln and Nottingham see table 057
 For the complete service between Stoke-on-Trent and Crewe see table 076
 For the complete service between Water Orton and Birmingham see table 054
 For the complete service between Birmingham and Cheltenham Spa/Cardiff/Bristol see table 132

NOTES (see introductory pages for explanation of train operator codes and standard symbols)

- a Arrival time
- d Departure time
- A From London St Pancras Int, see table 052
- B To Plymouth, see table 050
- C From Leicester to Sheffield, see table 052
- D To Sheffield, see table 053
- E To Bournemouth, see table 050
- F From London St Pancras Int to Sheffield, see table 052
- G From Leeds to Plymouth, see table 050
- H To Leicester, see table 052
- U To London St Pancras Int, see table 052
- MX Not Mondays

Nottingham to Derby, Matlock, Stoke-on-Trent, Crewe, Birmingham, Cardiff and Bristol

Mondays to Fridays from 9 October

Operator Train ID Days of operation/Notes 1st Class/Reservations/Bus/Ferry Catering facilities	EM 1F07 C	XC 1V46 J 1◇	EM 2A12	XC 1V05	EM 1B22 U	EM 1K55	EM 2L14 H	XC 1V83 K 1113 1	EM 1F12 F	XC 1V48 L 1◇	EM 2A14	XC 1V06	EM 1B28 U	EM 1K57	EM 2L56 H	EM 1F17 F	XC 1V50 M 1◇	EM 2A16	
Grimsby Town (GMB)	d																		
Lincoln (LCN)	d																	0741 0838	
Newark Castle (NCT)	d					0736								0841				0906	
Nottingham (NOT)	d		0753	0808	0813	0817	0824				0854	0907	0912	0916	0929			0954	
Beeston (BEE)	d		0759	0814	0818a	0823	0831				0900	0913	0917a	0922	0935			1000	
Attenborough (ATB)	d		0802				0834a				0903				0939a				
Long Eaton (LGE)	d	0804	0809	0827		0833			0902		0911	0926		0931		1002		1010	
Spondon (SPO)	d		0816								0918							1017	
Derby (DBY)	a	0814	0823	0838		0844			0911		0924	0937		0944		1011		1023	
Derby (DBY)	d		0827	0835	0842	0848		0851		0931	0935	0941		0948			1031	1035	
Duffield (DFI)	d		0842								0942							1042	
Belper (BLP)	d		0847								0947							1047	
Ambergate (AMB)	d		0852								0952							1053	
Whatstandwell (WTS)	d		0856								0956							1057	
Cromford (CMF)	d		0902								1001							1103	
Matlock Bath (MTB)	d		0905								1004							1106	
Matlock (MAT)	a		0908								1008							1110	
Peartree (PEA)	d																		
Tutbury & Hatton (TUT)	d					0901								1001					
Uttoxeter (UTT)	d					0910								1010					
Blythe Bridge (BYB)	d					0924								1024					
Longton (LGN)	d					0930								1030					
Stoke-on-Trent (SOT)	d					0937								1037					
Longport (LPT)	d																		
Kidsgrove (KDG)	d					0945								1045					
Alsager (ASG)	d					0949								1049					
Crewe (CRE)	a					0958								1058					
Willington (WIL)	d											0949							
Burton-on-Trent (BUT)	d		0838	0853						0941		0955							
Tamworth (TAM)	d		0850	0904								1007					1050		
Wilnecote (WNE)	d																		
Water Orton (WTO)	d																		
Birmingham New Street (BHM)	a		0908	0925			0928			1004		1026					1108		
University (UNI)	a			0936								1036							
Worcestershire Parkway (WOP)	a			0958								1058							
Ashchurch for Tewkesbury (ASC)	a																		
Cheltenham Spa (CNM)	a		0950	1014						1050		1114					1150		
Gloucester (GCR)	a			1025								1125							
Lydney (LYD)	a			1046															
Chepstow (CPW)	a											1153							
Newport (South Wales) (NWP)	a			1111								1211							
Cardiff Central (CDF)	a			1125								1225							
Bristol Parkway (BPW)	a		1020							1121								1220	
Bristol Temple Meads (BRI)	a		1032							1131								1233	

NOTES (see introductory pages for explanation of train operator codes and standard symbols)

a Arrival time

d Departure time

C From Leicester to Sheffield, see table 052

F From London St Pancras Int to Sheffield, see table 052

H To Leicester, see table 052

J From York to Plymouth, see table 050

K From Newcastle to Reading, see table 050

L From Newcastle to Plymouth, see table 050

M From Edinburgh to Plymouth, see table 050

U To London St Pancras Int, see table 052

Nottingham to Derby, Matlock, Stoke-on-Trent, Crewe, Birmingham, Cardiff and Bristol

Mondays to Fridays from 9 October

Operator Train ID Days of operation/Notes 1st Class/Reservations/Bus/Ferry Catering facilities	XC	EM	EM	EM	XC	EM	XC	EM	XC	EM	EM	EM	XC	EM	XC	EM	EM	
	1V07	1B34 U	1K59	2L58 H	1V85 K	1F22 F	1V52 M	2A18	1V08	1B40 U	2L60 H	1F27 F	1V54 M	2A20	1V09	1B46 U	1K63	EM 2L62 H
Grimsby Town (GMB)	d			0839														1041
Lincoln (LCN)	d			0935							1035							1135
Newark Castle (NCT)	d		0936	1003							1104						1136	1203
Nottingham (NOT)	d	1007	1012	1016	1027			1054	1107	1112	1127			1154	1207	1212	1216	1227
Beeston (BEE)	d	1013	1017a	1022	1033			1100	1113	1117a	1133			1200	1213	1217a	1222	1233
Attenborough (ATB)	d				1036a			1103			1136a							1236a
Long Eaton (LGE)	d	1027		1032		1059		1111	1125			1159		1209	1224			1231
Spondon (SPO)	d													1215				
Derby (DBY)	a	1038		1043		1108		1123	1136			1208		1222	1235			1243
Derby (DBY)	d	1042		1047		1053	1131	1134	1141				1231	1234	1239			1248
Duffield (DFI)	d							1141						1241				
Belper (BLP)	d							1146						1246				
Ambergate (AMB)	d							1151						1251				
Whatstandwell (WTS)	d							1155						1255				
Cromford (CMF)	d							1200						1300				
Matlock Bath (MTB)	d							1203						1303				
Matlock (MAT)	a							1207						1307				
Peartree (PEA)	d																	
Tutbury & Hatton (TUT)	d			1101														1301
Uttoxeter (UTT)	d			1110														1310
Blythe Bridge (BYB)	d			1124														1324
Longton (LGN)	d			1130														1330
Stoke-on-Trent (SOT)	d			1137														1337
Longport (LPT)	d																	
Kidsgrove (KDG)	d			1145														1345
Alsager (ASG)	d			1149														1349
Crewe (CRE)	a			1158														1358
Willington (WIL)	d																	
Burton-on-Trent (BUT)	d	1053							1152						1251			
Tamworth (TAM)	d	1104							1204			1250			1303			
Wilnecote (WNE)	d								1208						1307			
Water Orton (WTO)	d																	
Birmingham New Street (BHM)	a	1125			1128		1204		1227				1308		1326			
University (UNI)	a	1136							1236						1336			
Worcestershire Parkway (WOP)	a	1158							1258						1358			
Ashchurch for Tewkesbury (ASC)	a																	
Cheltenham Spa (CNM)	a	1214					1250		1314			1350		1414				
Gloucester (GCR)	a	1225							1326					1424				
Lydney (LYD)	a								1345									
Chepstow (CPW)	a	1253												1453				
Newport (South Wales) (NWP)	a	1311							1411					1511				
Cardiff Central (CDF)	a	1325							1425					1525				
Bristol Parkway (BPW)	a						1320						1420					
Bristol Temple Meads (BRI)	a						1332						1433					

NOTES (see introductory pages for explanation of train operator codes and standard symbols)

- a Arrival time
- d Departure time
- F From London St Pancras Int to Sheffield, see table 052
- H To Leicester, see table 052
- K From Newcastle to Reading, see table 050
- M From Edinburgh to Plymouth, see table 050
- U To London St Pancras Int, see table 052

Nottingham to Derby, Matlock, Stoke-on-Trent, Crewe, Birmingham, Cardiff and Bristol

Mondays to Fridays from 9 October

Operator Train ID Days of operation/Notes 1st Class/Reservations/Bus/Ferry Catering facilities	XC	EM	XC	EM	XC	EM	EM	EM	EM	XC	EM	XC	EM	EM	EM	XC	EM	XC	
	1V87	1F32	1V56	2A22	1V10	1B52	1K65	2L64	1F37	1V58	2A24	1V11	1B58	1K67	2L66	1V89	1F42	1V60	
	K	F	N			U		H	F	P			U	H	K	F	Q		
	1◇		1◇		1◇					1◇		1◇			1◇		1◇		
	⌘	⌘	⌘		⌘	⌘			⌘	⌘		⌘	⌘		⌘	⌘	⌘		
Grimsby Town (GMB)	d																		
Lincoln (LCN)	d							1236							1241				
Newark Castle (NCT)	d						1243	1304						1343	1404				
Nottingham (NOT)	d			1254	1307	1312	1316	1328			1354	1407	1412	1416	1427				
Beeston (BEE)	d			1300	1313	1317a	1322	1334			1400	1413	1417a	1422	1433				
Attenborough (ATB)	d			1303				1337a							1437a				
Long Eaton (LGE)	d		1259	1310	1325		1331		1400		1410	1424		1432			1459		
Spondon (SPO)	d										1416								
Derby (DBY)	a		1308	1321	1336		1344		1409		1422	1435		1443			1508		
Derby (DBY)	d	1253		1331	1334	1340		1348			1431	1434	1439		1448		1453		1528
Duffield (DFI)	d			1341								1441							
Belper (BLP)	d			1346								1446							
Ambergate (AMB)	d			1351								1451							
Whatstandwell (WTS)	d			1355								1455							
Cromford (CMF)	d			1400								1500							
Matlock Bath (MTB)	d			1403								1503							
Matlock (MAT)	a			1406								1506							
Peartree (PEA)	d																		
Tutbury & Hatton (TUT)	d							1402						1501					
Uttoxeter (UTT)	d							1411						1510					
Blythe Bridge (BYB)	d							1425						1524					
Longton (LGN)	d							1431						1530					
Stoke-on-Trent (SOT)	d							1437						1537					
Longport (LPT)	d																		
Kidsgrove (KDG)	d								1445					1545					
Alsager (ASG)	d								1449					1549					
Crewe (CRE)	a								1458					1558					
Willington (WIL)	d				1348														
Burton-on-Trent (BUT)	d		1341		1354							1450						1539	
Tamworth (TAM)	d				1406							1450		1500					
Wilnecote (WNE)	d											1506							
Water Orton (WTO)	d																		
Birmingham New Street (BHM)	a	1328		1404		1426					1508		1526			1528		1604	
University (UNI)	a				1436								1536						
Worcestershire Parkway (WOP)	a				1458								1558						
Ashchurch for Tewkesbury (ASC)	a																		
Cheltenham Spa (CNM)	a		1450		1514					1550		1614						1650	
Gloucester (GCR)	a				1525							1624							
Lydney (LYD)	a											1645							
Chepstow (CPW)	a					1553						1655							
Newport (South Wales) (NWP)	a					1611						1713							
Cardiff Central (CDF)	a					1625						1726							
Bristol Parkway (BPW)	a			1520							1620							1720	
Bristol Temple Meads (BRI)	a			1534							1633							1731	

NOTES (see introductory pages for explanation of train operator codes and standard symbols)

- a Arrival time
- d Departure time
- F From London St Pancras Int to Sheffield, see table 052
- H To Leicester, see table 052
- K From Newcastle to Reading, see table 050
- N From Glasgow Central to Plymouth, see table 050
- P From Edinburgh to Penzance, see table 050
- Q From Aberdeen to Penzance, see table 050
- U To London St Pancras Int, see table 052

Nottingham to Derby, Matlock, Stoke-on-Trent, Crewe, Birmingham, Cardiff and Bristol

Mondays to Fridays from 9 October

Operator Train ID Days of operation/Notes 1st Class/Reservations/Bus/Ferry Catering facilities	EM	XC	EM	EM	EM	XC	EM	XC	EM	EM	EM	EM	XC	EM	XC	EM	XC	EM	XC
	2A26	1V12	1B64 U	1K69	2L68 H	1F47 F	1V62 M	2A28	1V13	1B98 U	2L70 H		1F52 F	1V64 M	2A30	1V14	1B76 U		
		1◇	⚡			⚡	1◇		⚡			⚡	⚡	1◇		⚡			
Grimsby Town (GMB)	d																		
Lincoln (LCN)	d				1437														
Newark Castle (NCT)	d			1436	1504														
Nottingham (NOT)	8 d	1454	1507	1512	1516	1528		1554	1607	1612	1628				1654	1707	1712		
Beeston (BEE)	d	1500	1513	1517a	1522	1534		1600	1613	1617a	1634				1700	1713	1717a		
Attenborough (ATB)	d	1503				1537a		1603			1637a				1703				
Long Eaton (LGE)	d	1511	1524		1531		1559	1610	1624				1659		1710	1724			
Spondon (SPO)	d							1616							1716				
Derby (DBY)	6 a	1522	1535		1543		1609	1622	1635				1708		1722	1734			
Derby (DBY)	6 d	1534	1539		1548			1631	1634	1639				1645		1731	1734	1739	1745
Duffield (DFI)	d	1541						1641							1741				
Belper (BLP)	d	1546						1646							1746				
Ambergate (AMB)	d	1551						1651							1751				
Whatstandwell (WTS)	d	1555						1655							1755				
Cromford (CMF)	d	1600						1700							1800				
Matlock Bath (MTB)	d	1603						1703							1803				
Matlock (MAT)	a	1606						1707							1807				
Peartree (PEA)	d				1601														
Tutbury & Hatton (TUT)	d				1610														
Uttoxeter (UTT)	d				1624														
Blythe Bridge (BYB)	d				1624														
Longton (LGN)	d				1630														
Stoke-on-Trent (SOT)	d				1637									1817a					
Longport (LPT)	d																		
Kidsgrove (KDG)	d				1645														
Alsager (ASG)	d				1649														
Crewe (CRE)	10 a				1658														
Willington (WIL)	d		1547																1805a
Burton-on-Trent (BUT)	d		1553						1651					1742		1750			
Tamworth (TAM)	d		1605					1649	1703							1802			
Wilnecote (WNE)	d								1707							1806			
Water Orton (WTO)	d																		
Birmingham New Street (BHM)	12 a		1627					1707	1726					1806		1826			
University (UNI)	a		1636						1736							1836			
Worcestershire Parkway (WOP)	a		1658						1758							1858			
Ashchurch for Tewkesbury (ASC)	a		1708						1808										
Cheltenham Spa (CNM)	a		1718					1750	1818					1850		1914			
Gloucester (GCR)	7 a		1727						1828					1902		1924			
Lydney (LYD)	a		1749																
Chepstow (CPW)	a																		
Newport (South Wales) (NWP)	a		1815						1915							2012			
Cardiff Central (CDF)	7 a		1829						1928							2026			
Bristol Parkway (BPW)	7 a							1820								1936			
Bristol Temple Meads (BRI)	10 a							1833								1947			

NOTES (see introductory pages for explanation of train operator codes and standard symbols)

- a Arrival time
d Departure time
- F From London St Pancras Int to Sheffield, see table 052
H To Leicester, see table 052
M From Edinburgh to Plymouth, see table 050
U To London St Pancras Int, see table 052

Nottingham to Derby, Matlock, Stoke-on-Trent, Crewe, Birmingham, Cardiff and Bristol

Mondays to Fridays from 9 October

Operator Train ID Days of operation/Notes 1st Class/Reservations/Bus/Ferry Catering facilities	EM 1K73	EM 2L72 H	XC 1V96 R 1◇ ⚡	EM 1F56 F ⚡	EM 2A32	XC 1V66 M 1◇ ⚡	XC 1V15 1◇ ⚡	EM 1B82 U ⚡	EM 1K75	EM 2L74 H	EM 1F62 F ⚡	XC 1V68 M 1◇ ⚡	EM 2A34	XC 1V16 S 1◇ ⚡	EM 1B88 U ⚡	EM 1K77	EM 2L76 H	XC 1G83 1◇ ⚡
Grimsby Town (GMB)	d									1641								
Lincoln (LCN)	d	1634								1737							1835	
Newark Castle (NCT)	d	1639	1704						1738	1808						1843	1903	
Nottingham (NOT)	d	1717	1728		1754		1805	1810	1816	1837			1856	1908	1912	1918	1927	1935
Beeston (BEE)	d	1723	1734		1800		1811	1815a	1822	1843			1902	1914	1918a	1924	1933	1941
Attenborough (ATB)	d		1738a		1803					1846a			1905				1937a	
Long Eaton (LGE)	d	1732		1804	1810		1821		1831		1903		1913	1928		1934		1953
Spondon (SPO)	d			1816														
Derby (DBY)	a	1742		1813	1822		1831		1842		1912		1925	1938		1944		2004
Derby (DBY)	d	1746	1753		1824	1831	1839		1848			1931	1935	1942		1948		2010
Duffield (DFI)	d				1831								1942					
Belper (BLP)	d				1836								1947					
Ambergate (AMB)	d				1841								1952					
Whatstandwell (WTS)	d				1845								1956					
Cromford (CMF)	d				1850								2001					
Matlock Bath (MTB)	d				1853								2004					
Matlock (MAT)	a				1856								2007					
Peartree (PEA)	d	1749																
Tutbury & Hatton (TUT)	d	1801							1901							2001		
Uttoxeter (UTT)	d	1810							1910							2010		
Blythe Bridge (BYB)	d	1824							1924							2024		
Longton (LGN)	d	1830							1930							2030		
Stoke-on-Trent (SOT)	d	1837							1937							2037		
Longport (LPT)	d																	
Kidsgrove (KDG)	d	1845							1945							2045		
Alsager (ASG)	d	1849							1949							2049		
Crewe (CRE)	a	1858							1958							2058		
Willington (WIL)	d						1846											
Burton-on-Trent (BUT)	d						1853					1941		1954				2021
Tamworth (TAM)	d				1849	1905								2005				2033
Wilnecote (WNE)	d													2009				2037
Water Orton (WTO)	d																	
Birmingham New Street (BHM)	a		1828			1906	1925					2005		2027				2055
University (UNI)	a						1936							2036				
Worcestershire Parkway (WOP)	a						1958							2058				
Ashchurch for Tewkesbury (ASC)	a																	
Cheltenham Spa (CNM)	a				1950	2014					2050		2114					
Gloucester (GCR)	a					2023							2123					
Lydney (LYD)	a												2143					
Chepstow (CPW)	a												2153					
Newport (South Wales) (NWP)	a						2109						2216					
Cardiff Central (CDF)	a						2124						2236c					
Bristol Parkway (BPW)	a				2020							2121						
Bristol Temple Meads (BRI)	a				2032							2136						

NOTES (see introductory pages for explanation of train operator codes and standard symbols)

- a Arrival time
d Departure time
c On Fridays arrives 2229

- F From London St Pancras Int to Sheffield, see table 052
H To Leicester, see table 052
M From Edinburgh to Plymouth, see table 050
R From York, see table 053
S Also calls at Caldicot 2201 and Severn Tunnel Jn 2204
U To London St Pancras Int, see table 052

Nottingham to Derby, Matlock, Stoke-on-Trent, Crewe, Birmingham, Cardiff and Bristol

Mondays to Fridays from 9 October



Operator Train ID Days of operation/Notes 1st Class/Reservations/Bus/Ferry Catering facilities	EM 1F67 F	EM 2A36	EM 1B94 U	XC 1V70 T 1◇	EM 1K79	EM 2L78 H	XC 1G89	EM 1B96 U	EM 1F72 F	XC 1V71 T 1◇	EM 2A38	EM 1K81	XC 1G90	EM 1B99 U	EM 1F77 F	EM 2A40	EM 2L82 H	XC 1M00 T 1◇	
Grimsby Town (GMB)	d					1838													
Lincoln (LCN)	d					1932													
Newark Castle (NCT)	d				1945	2001													
Nottingham (NOT)	8 d	1954	2011		2016	2024	2041	2048			2054	2119	2136	2140		2155	2158		
Beeston (BEE)	d	2000	2016a		2022	2031	2047	2054a			2100	2126	2142	2148a		2201	2205		
Attenborough (ATB)	d					2034a				2103			2145				2208a		
Long Eaton (LGE)	d	2003	2010		2031		2056		2103		2110	2134	2153		2159	2209			
Spondon (SPO)	d		2016										2200			2216			
Derby (DBY)	6 a	2012	2021		2041		2106		2112		2121	2144	2206		2210	2222			
Derby (DBY)	6 d		2023	2031	2047		2110			2131	2137	2148	2210			2234		2250	
Duffield (DFI)	d		2030								2144					2241			
Belper (BLP)	d		2035								2149					2246			
Ambergate (AMB)	d		2040								2154					2251			
Whatstandwell (WTS)	d		2044								2158					2255			
Cromford (CMF)	d		2049								2203					2300			
Matlock Bath (MTB)	d		2052								2206					2303			
Matlock (MAT)	a		2055								2210					2306			
Peartree (PEA)	d																		
Tutbury & Hatton (TUT)	d				2101							2201							
Uttoxeter (UTT)	d				2110							2210							
Blythe Bridge (BYB)	d				2124							2224							
Longton (LGN)	d				2130							2230							
Stoke-on-Trent (SOT)	d				2137							2237							
Longport (LPT)	d																		
Kidsgrove (KDG)	d				2145							2245							
Alsager (ASG)	d				2149							2249							
Crewe (CRE)	10 a				2158							2258							
Willington (WIL)	d						2117												
Burton-on-Trent (BUT)	d						2124			2141			2221					2300	
Tamworth (TAM)	d			2049			2136		2151				2232					2310	
Wilnecote (WNE)	d						2140						2236						
Water Orton (WTO)	d																		
Birmingham New Street (BHM)	12 a			2106			2158			2208			2301					2327	
University (UNI)	a																		
Worcestershire Parkway (WOP)	a																		
Ashchurch for Tewkesbury (ASC)	a																		
Cheltenham Spa (CNM)	a			2150						2250									
Gloucester (GCR)	7 a			2200															
Lydney (LYD)	a																		
Chepstow (CPW)	a																		
Newport (South Wales) (NWP)	a																		
Cardiff Central (CDF)	7 a																		
Bristol Parkway (BPW)	7 a			2230						2320									
Bristol Temple Meads (BRI)	10 a			2243						2331									

NOTES (see introductory pages for explanation of train operator codes and standard symbols)

- a Arrival time
- d Departure time
- F From London St Pancras Int to Sheffield, see table 052
- H To Leicester, see table 052
- T From Edinburgh, see table 050
- U To London St Pancras Int, see table 052

Nottingham to Derby, Matlock, Stoke-on-Trent, Crewe, Birmingham, Cardiff and Bristol

Mondays to Fridays from 9 October

Operator Train ID Days of operation/Notes Catering facilities	EM	EM	EM	EM	EM	EM
	1F82 F	2A42	2L88 H	1F85 F	2A82	1F87 TSM A
Grimsby Town (GMB) d						
Lincoln (LCN) d						
Newark Castle (NCT) d						
Nottingham (NOT)  8 d		2257	2320		2349	
Beeston (BEE) d			2326a		2354	
Attenborough (ATB) d					2358	
Long Eaton (LGE) d	2300			2359	0004	0152
Spondon (SPO) d						
Derby (DBY) 6 a	2309	2319		0008	0015	0201
Derby (DBY) 6 d						
Duffield (DFI) d						
Belper (BLP) d						
Ambergate (AMB) d						
Whatstandwell (WTS) d						
Cromford (CMF) d						
Matlock Bath (MTB) d						
Matlock (MAT) a						
Peartree (PEA) d						
Tutbury & Hatton (TUT) d						
Uttoxeter (UTT) d						
Blythe Bridge (BYB) d						
Longton (LGN) d						
Stoke-on-Trent (SOT) d						
Longport (LPT) d						
Kidsgrove (KDG) d						
Alsager (ASG) d						
Crewe (CRE) 10 a						
Willington (WIL) d						
Burton-on-Trent (BUT) d						
Tamworth (TAM) d						
Wilnecote (WNE) d						
Water Orton (WTO) d						
Birmingham New Street (BHM)  12 a						
University (UNI) a						
Worcestershire Parkway (WOP) a						
Ashchurch for Tewkesbury (ASC) a						
Cheltenham Spa (CNM) a						
Gloucester (GCR) 7 a						
Lydney (LYD) a						
Chepstow (CPW) a						
Newport (South Wales) (NWP) a						
Cardiff Central (CDF) 7 a						
Bristol Parkway (BPW) 7 a						
Bristol Temple Meads (BRI) 10 a						

NOTES (see introductory pages for explanation of train operator codes and standard symbols)

a Arrival time
d Departure time

A From London St Pancras Int, see table 052
F From London St Pancras Int to Sheffield, see table 052
H To Leicester, see table 052

TSM Tuesday to Saturday mornings

Nottingham to Derby, Matlock, Stoke-on-Trent, Crewe, Birmingham, Cardiff and Bristol

Saturdays until 7 October

Operator Train ID Days of operation/Notes 1st Class/Reservations/Bus/Ferry Catering facilities	EM 2A82	EM 1F87 R	EM 2A06	XC 1V42 A 1◇	EM 2A08	EM 1F00 B	XC 1V03	EM 1B10 Q	EM 1F02 C	XC 1O06 D 1◇	EM 1F03 E	EM 2A10	XC 1V44 F 1◇	XC 1V04	EM 1B16 Q	EM 1K53	EM 2L52 G	XC 1G96 1◇	
Grimsby Town (GMB)	d																		
Lincoln (LCN)	d																	0629	
Newark Castle (NCT)	d																	0658	
Nottingham (NOT)	d				0542		0600	0612		0642		0653		0703	0712	0716	0727	0737	
Beeston (BEE)	d				0548		0606	0617a		0648		0659		0709	0717a	0722	0733	0743	
Attenborough (ATB)	d				0551		0609					0702					0737a		
Long Eaton (LGE)	d	0004	0152		0558	0613	0617				0701	0710		0721		0731		0752	
Spondon (SPO)	d				0605		0624					0716							
Derby (DBY)	a	0015	0201		0611	0622	0631			0704	0709	0721		0731		0742		0802	
Derby (DBY)	d			0542	0610	0630	0637		0655	0713		0724	0727	0736		0746		0806	
Duffield (DFI)	d			0549		0637						0731							
Belper (BLP)	d			0554		0642			0702a			0736							
Ambergate (AMB)	d			0559		0647						0741							
Whatstandwell (WTS)	d			0603		0651						0745							
Cromford (CMF)	d			0608		0657						0750							
Matlock Bath (MTB)	d			0611		0659						0753							
Matlock (MAT)	a			0614		0702						0756							
Peartree (PEA)	d																0749		
Tutbury & Hatton (TUT)	d																0801		
Uttoxeter (UTT)	d																0810		
Blythe Bridge (BYB)	d																0822		
Longton (LGN)	d																0828		
Stoke-on-Trent (SOT)	d																0835		
Longport (LPT)	d																0840		
Kidsgrove (KDG)	d																0846		
Alsager (ASG)	d																0850		
Crewe (CRE)	a																0858		
Willington (WIL)	d																0743		
Burton-on-Trent (BUT)	d			0620			0649			0723			0738	0750				0818	
Tamworth (TAM)	d			0631			0702			0734			0749	0803				0830	
Wilnecote (WNE)	d						0706							0807				0834	
Water Orton (WTO)	d																	0844	
Birmingham New Street (BHM)	a			0648			0725			0754			0807	0824				0855	
University (UNI)	a						0736										0836		
Worcestershire Parkway (WOP)	a						0758										0858		
Ashchurch for Tewkesbury (ASC)	a																		
Cheltenham Spa (CNM)	a			0750			0814					0850	0914						
Gloucester (GCR)	a						0824						0924						
Lydney (LYD)	a																		
Chepstow (CPW)	a						0853							0953					
Newport (South Wales) (NWP)	a						0912							1012					
Cardiff Central (CDF)	a						0926							1027					
Bristol Parkway (BPW)	a			0820									0920						
Bristol Temple Meads (BRI)	a			0834									0934						

NOTES (see introductory pages for explanation of train operator codes and standard symbols)

- a Arrival time
- d Departure time
- A To Plymouth, see table 050
- B From Leicester to Sheffield, see table 052
- C To Sheffield, see table 053
- D To Bournemouth, see table 050
- E From London St Pancras Int to Sheffield, see table 052
- F From Leeds to Plymouth, see table 050
- G To Leicester, see table 052
- Q To London St Pancras Int, see table 052
- R From London St Pancras Int see table 052

Nottingham to Derby, Matlock, Stoke-on-Trent, Crewe, Birmingham, Cardiff and Bristol

Saturdays until 7 October

Operator Train ID Days of operation/Notes 1st Class/Reservations/Bus/Ferry Catering facilities	EM 1F07 E	XC 1V46 H 1◇	EM 2A12	XC 1V05	EM 1B22 Q	EM 1K55	EM 2L54 S	XC 1V83 J 1◇	XC 1G12	EM 1F12 E	XC 1V48 K 1◇	EM 2A14	XC 1V06	EM 1B28 Q	EM 1K57	EM 2L56 G	XC 1G16	EM 1F17 E	
Grimsby Town (GMB)	d						0642												
Lincoln (LCN)	d						0739												0839
Newark Castle (NCT)	d					0736	0806								0841	0907			
Nottingham (NOT)	d		0754	0807	0812	0817	0831		0841			0854	0907	0912	0918	0929	0941		
Beeston (BEE)	d		0800	0813	0817a	0822	0837					0900	0913	0917a	0924	0935			
Attenborough (ATB)	d		0803				0841a					0903				0939a			
Long Eaton (LGE)	d	0757	0810	0826		0831				0859		0911	0924		0932			0959	
Spondon (SPO)	d		0817						0858			0918							
Derby (DBY)	a	0806	0824	0837		0844			0904	0908		0924	0935		0943		1001	1008	
Derby (DBY)	d		0828	0833	0842	0848		0853	0910		0931	0933	0938		0948		1010		
Duffield (DFI)	d		0840									0940							
Belper (BLP)	d		0845									0945							
Ambergate (AMB)	d		0850									0950							
Whatstandwell (WTS)	d		0854									0954							
Cromford (CMF)	d		0859									0959							
Matlock Bath (MTB)	d		0902									1002							
Matlock (MAT)	a		0905									1005							
Peartree (PEA)	d																		
Tutbury & Hatton (TUT)	d					0901									1001				
Uttoxeter (UTT)	d					0910									1010				
Blythe Bridge (BYB)	d					0924									1024				
Longton (LGN)	d					0930									1030				
Stoke-on-Trent (SOT)	d					0937									1037				
Longport (LPT)	d																		
Kidsgrove (KDG)	d					0945									1045				
Alsager (ASG)	d					0949									1049				
Crewe (CRE)	a					0958									1058				
Willington (WIL)	d												0946						
Burton-on-Trent (BUT)	d		0838	0853					0921		0941		0952				1021		
Tamworth (TAM)	d		0848	0904					0933				1003				1033		
Wilnecote (WNE)	d								0937								1037		
Water Orton (WTO)	d																		
Birmingham New Street (BHM)	a		0905	0924				0927	0955		1004		1025				1055		
University (UNI)	a			0936									1036						
Worcestershire Parkway (WOP)	a			0958									1058						
Ashchurch for Tewkesbury (ASC)	a																		
Cheltenham Spa (CNM)	a		0950	1014							1050		1114						
Gloucester (GCR)	a			1024									1124						
Lydney (LYD)	a			1046															
Chepstow (CPW)	a												1153						
Newport (South Wales) (NWP)	a				1111								1212						
Cardiff Central (CDF)	a				1125								1226						
Bristol Parkway (BPW)	a		1020								1120								
Bristol Temple Meads (BRI)	a		1036								1134								

NOTES (see introductory pages for explanation of train operator codes and standard symbols)

- a Arrival time
d Departure time
- E From London St Pancras Int to Sheffield, see table 052
G To Leicester, see table 052
H From York to Plymouth, see table 050
J From Newcastle to Reading, see table 050
K From Newcastle to Plymouth, see table 050
Q To London St Pancras Int, see table 052
S From Cleethorpes to Leicester, see table 057

Nottingham to Derby, Matlock, Stoke-on-Trent, Crewe, Birmingham, Cardiff and Bristol

Saturdays until 7 October

Operator Train ID Days of operation/Notes 1st Class/Reservations/Bus/Ferry Catering facilities	XC	EM	XC	EM	EM	EM	XC	XC	EM	XC	EM	XC	EM	EM	XC	EM	XC	EM
	1V50	2A16	1V07	1B34	1K59	2L58	1V85	1G22	1F22	1V52	2A18	1V08	1B40	2L60	1G24	1F27	1V54	2A20
	L		Q		G	J		E	L			Q	G		E	L		
	1◇		1◇	2		1◇	1◇	2	1◇		1◇	2	2	1◇	2	1◇	2	
	2		2	2		2	2	2	2		2	2	2	2	2	2	2	
Grimsby Town (GMB)	d					0838												
Lincoln (LCN)	d					0933								1036				
Newark Castle (NCT)	d				0940	1003								1104				
Nottingham (NOT)	d	0954	1007	1012	1017	1030		1041			1054	1107	1112	1129	1141		1154	
Beeston (BEE)	d	1000	1013	1017a	1023	1036					1100	1113	1117a	1137			1200	
Attenborough (ATB)	d					1040a					1103			1140a				
Long Eaton (LGE)	d	1009	1024		1031				1059		1110	1124			1159		1210	
Spondon (SPO)	d	1016															1216	
Derby (DBY)	a	1022	1034		1043			1101	1108		1123	1135			1201	1208	1222	
Derby (DBY)	d	1031	1033	1038	1048		1053	1110		1131	1133	1138			1210		1231	
Duffield (DFI)	d		1040								1140						1241	
Belper (BLP)	d		1045								1145						1246	
Ambergate (AMB)	d		1050								1150						1251	
Whatstandwell (WTS)	d		1054								1154						1255	
Cromford (CMF)	d		1059								1159						1300	
Matlock Bath (MTB)	d		1102								1202						1303	
Matlock (MAT)	a		1105								1205						1306	
Peartree (PEA)	d																	
Tutbury & Hatton (TUT)	d				1101													
Uttoxeter (UTT)	d				1110													
Blythe Bridge (BYB)	d				1124													
Longton (LGN)	d				1130													
Stoke-on-Trent (SOT)	d				1137													
Longport (LPT)	d																	
Kidsgrove (KDG)	d				1145													
Alsager (ASG)	d				1149													
Crewe (CRE)	a				1158													
Willington (WIL)	d																	
Burton-on-Trent (BUT)	d			1050				1121		1142		1150			1221			
Tamworth (TAM)	d	1050		1103				1133				1202			1233		1250	
Wilecote (WNE)	d							1137							1237			
Water Orton (WTO)	d																	
Birmingham New Street (BHM)	a	1108		1124			1127	1155		1206		1223			1255		1308	
University (UNI)	a			1136								1236						
Worcestershire Parkway (WOP)	a			1158								1258						
Ashchurch for Tewkesbury (ASC)	a																	
Cheltenham Spa (CNM)	a	1150		1214						1250		1314					1350	
Gloucester (GCR)	a			1224								1324						
Lydney (LYD)	a											1346						
Chepstow (CPW)	a			1253														
Newport (South Wales) (NWP)	a			1312								1411						
Cardiff Central (CDF)	a			1325								1425						
Bristol Parkway (BPW)	a	1224								1320							1420	
Bristol Temple Meads (BRI)	a	1237								1336							1435	

NOTES (see introductory pages for explanation of train operator codes and standard symbols)

- a Arrival time
- d Departure time
- E From London St Pancras Int to Sheffield, see table 052
- G To Leicester, see table 052
- J From Newcastle to Reading, see table 050
- L From Edinburgh to Plymouth, see table 050
- Q To London St Pancras Int, see table 052

Nottingham to Derby, Matlock, Stoke-on-Trent, Crewe, Birmingham, Cardiff and Bristol

Saturdays until 7 October

Operator	XC	EM	EM	EM	XC	XC	EM	XC	EM	XC	EM	EM	EM	XC	EM	EM	XC	EM
Train ID	1V09	1B46	1K63	2L62	1V87	1G26	1F32	1V56	2A22	1V10	1B52	1K65	2L64	1G30	1O82	1F37	1V58	2A24
Days of operation/Notes	1◇	Q		S	J	◇	E	M		◇	Q		G	T	E	N		
1st Class/Reservations/Bus/Ferry	1◇				1◇	◇		1◇		◇			◇				◇	
Catering facilities	⌘	⌘			⌘	◇	⌘	⌘		⌘	⌘		⌘		⌘	⌘	⌘	
Grimsby Town (GMB)	d			1038														
Lincoln (LCN)	d			1133									1235					
Newark Castle (NCT)	d		1136	1202								1243	1304					
Nottingham (NOT)	d	1207	1212	1217	1227		1241			1254	1307	1312	1317	1330	1341	1346		1354
Beeston (BEE)	d	1213	1217a	1223	1233					1300	1313	1317a	1322	1336				1401
Attenborough (ATB)	d				1237a					1303				1340a				
Long Eaton (LGE)	d	1224		1231			1259			1310	1324		1331			1401		1410
Spondon (SPO)	d																	1416
Derby (DBY)	a	1235		1243			1301	1308		1322	1335		1344		1401	1406	1410	1423
Derby (DBY)	d	1238		1248		1253	1310		1331	1333	1338		1348		1410			1431
Duffield (DFI)	d									1340								1440
Belper (BLP)	d									1345								1445
Ambergate (AMB)	d									1350								1450
Whatstandwell (WTS)	d									1354								1454
Cromford (CMF)	d									1359								1459
Matlock Bath (MTB)	d									1402								1502
Matlock (MAT)	a									1405								1505
Peartree (PEA)	d																	
Tutbury & Hatton (TUT)	d			1301									1401					
Uttoxeter (UTT)	d			1310									1410					
Blythe Bridge (BYB)	d			1324									1424					
Longton (LGN)	d			1330									1430					
Stoke-on-Trent (SOT)	d			1337									1437					
Longport (LPT)	d																	
Kidsgrove (KDG)	d			1345									1445					
Alsager (ASG)	d			1349									1449					
Crewe (CRE)	a			1358									1458					
Willington (WIL)	d						1317											
Burton-on-Trent (BUT)	d	1250					1324		1341		1350			1421				
Tamworth (TAM)	d	1303					1336				1403			1433			1450	
Wilnecote (WNE)	d													1437				
Water Orton (WTO)	d																	
Birmingham New Street (BHM)	a	1324			1328	1355		1404		1425				1456				1508
University (UNI)	a	1336																
Worcestershire Parkway (WOP)	a	1358																
Ashchurch for Tewkesbury (ASC)	a																	
Cheltenham Spa (CNM)	a	1414						1450		1514								1550
Gloucester (GCR)	a	1424								1524								
Lydney (LYD)	a																	
Chepstow (CPW)	a	1453									1553							
Newport (South Wales) (NWP)	a	1511									1611							
Cardiff Central (CDF)	a	1525									1625							
Bristol Parkway (BPW)	a							1520										1620
Bristol Temple Meads (BRI)	a							1536										1634

NOTES (see introductory pages for explanation of train operator codes and standard symbols)

- a Arrival time
- d Departure time
- E From London St Pancras Int to Sheffield, see table 052
- G To Leicester, see table 052
- J From Newcastle to Reading, see table 050
- M From Glasgow Central to Plymouth, see table 050
- N From Edinburgh to Penzance, see table 050
- Q To London St Pancras Int, see table 052
- S From Cleethorpes to Leicester, see table 057
- T Runs from 22 July to 9 September. From Skegness, see table 058

Nottingham to Derby, Matlock, Stoke-on-Trent, Crewe, Birmingham, Cardiff and Bristol

Saturdays until 7 October

Operator	XC	EM	EM	EM	XC	XC	EM	XC	EM	XC	EM	EM	XC	EM	XC	EM	XC	EM
Train ID	1V11	1B58	1K67	2L66	1V89	1G38	1F42	1V60	2A26	1V12	1B64	1K69	2L68	1G46	1O84	1F47	1V62	2A28
Days of operation/Notes	1◇	Q		G	J		E	U			Q		G		V	E	L	
1st Class/Reservations/Bus/Ferry	1◇				1◇	1◇		1◇		1◇			1◇				1◇	
Catering facilities	⌘	⌘			⌘	⌘		⌘		⌘			⌘				⌘	
Grimsby Town (GMB)	d			1240														
Lincoln (LCN)	d			1335									1437					
Newark Castle (NCT)	d		1343	1403								1438	1506					
Nottingham (NOT)	d	1407	1412	1418	1427		1441			1454	1507	1512	1517	1529	1541	1546		1554
Beeston (BEE)	d	1413	1417a	1424	1433					1500	1513	1517a	1523	1535		1551		1600
Attenborough (ATB)	d				1437a					1503				1539a				1603
Long Eaton (LGE)	d	1424		1432			1458			1511	1524		1531			1602		1610
Spondon (SPO)	d																	1617
Derby (DBY)	a	1435		1443			1501	1507		1522	1534		1544		1601	1607	1611	1622
Derby (DBY)	d	1438		1448		1453	1510		1528	1533	1539		1548		1610			1631
Duffield (DFI)	d									1540								1640
Belper (BLP)	d									1545								1645
Ambergate (AMB)	d									1550								1650
Whatstandwell (WTS)	d									1554								1654
Cromford (CMF)	d									1559								1659
Matlock Bath (MTB)	d									1602								1702
Matlock (MAT)	a									1605								1705
Peartree (PEA)	d																	
Tutbury & Hatton (TUT)	d			1501									1601					
Uttoxeter (UTT)	d			1510									1610					
Blythe Bridge (BYB)	d			1524									1624					
Longton (LGN)	d			1530									1630					
Stoke-on-Trent (SOT)	d			1537									1637					
Longport (LPT)	d																	
Kidsgrove (KDG)	d			1545									1645					
Alsager (ASG)	d			1549									1649					
Crewe (CRE)	a			1558									1658					
Willington (WIL)	d						1517											
Burton-on-Trent (BUT)	d	1450					1524		1539		1550				1621			
Tamworth (TAM)	d	1503					1536				1603				1633		1649	
Wilnecote (WNE)	d														1637			
Water Orton (WTO)	d																	
Birmingham New Street (BHM)	a	1524				1527	1555		1603		1624				1656			1706
University (UNI)	a	1536									1636							
Worcestershire Parkway (WOP)	a	1558									1658							
Ashchurch for Tewkesbury (ASC)	a																	
Cheltenham Spa (CNM)	a	1614							1650		1714							1750
Gloucester (GCR)	a	1624									1724							
Lydney (LYD)	a	1646									1746							
Chepstow (CPW)	a	1655																
Newport (South Wales) (NWP)	a	1713																
Cardiff Central (CDF)	a	1727									1811							
Bristol Parkway (BPW)	a								1720									1820
Bristol Temple Meads (BRI)	a								1735									1834

NOTES (see introductory pages for explanation of train operator codes and standard symbols)

- a Arrival time
- d Departure time
- E From London St Pancras Int to Sheffield, see table 052
- G To Leicester, see table 052
- J From Newcastle to Reading, see table 050
- L From Edinburgh to Plymouth, see table 050
- Q To London St Pancras Int, see table 052
- U From Dundee to Penzance, see table 050
- V From Skegness, see table 058

Nottingham to Derby, Matlock, Stoke-on-Trent, Crewe, Birmingham, Cardiff and Bristol

Saturdays until 7 October

Operator Train ID Days of operation/Notes 1st Class/Reservations/Bus/Ferry Catering facilities	XC 1V13	EM 1B70 Q	EM 2L70 G	XC 1G52	EM 1F52 E	XC 1V64 L	EM 2A30	XC 1V14	EM 1B76 Q	EM 1K73	EM 2L72 G	XC 1V96 W	XC 1G54	EM 1F57 E	XC 1V66 L	EM 2A32	XC 1V15	EM 1B82 Q
	11◇	⌘		11◇	⌘	11◇		11◇	⌘			11◇	11◇	⌘	11◇		11◇	⌘
Grimsby Town (GMB)	d		1438															
Lincoln (LCN)	d		1533															
Newark Castle (NCT)	d		1605							1636	1706							
Nottingham (NOT)	8 d	1607	1612	1631	1641		1654	1707	1712	1717	1729		1741			1754	1807	1812
Beeston (BEE)	d	1613	1617a	1639			1700	1713	1717a	1723	1739					1800	1813	1817a
Attenborough (ATB)	d		1642a				1703				1743a					1803		
Long Eaton (LGE)	d	1624			1658		1710	1724		1731				1758		1810	1824	
Spondon (SPO)	d						1717									1817		
Derby (DBY)	6 a	1635		1702	1708		1722	1735		1742			1803	1807		1822	1834	
Derby (DBY)	6 d	1638		1710		1731	1732	1739		1746		1753	1810		1828	1833	1838	
Duffield (DFI)	d						1739									1840		
Belper (BLP)	d						1744									1845		
Ambergate (AMB)	d						1749									1850		
Whatstandwell (WTS)	d						1753									1854		
Cromford (CMF)	d						1758									1859		
Matlock Bath (MTB)	d						1801									1902		
Matlock (MAT)	a						1804									1905		
Peartree (PEA)	d									1749								
Tutbury & Hatton (TUT)	d									1801								
Uttoxeter (UTT)	d									1810								
Blythe Bridge (BYB)	d									1824								
Longton (LGN)	d									1830								
Stoke-on-Trent (SOT)	d									1837								
Longport (LPT)	d																	
Kidsgrove (KDG)	d									1845								
Alsager (ASG)	d									1849								
Crewe (CRE)	10 a									1858								
Willington (WIL)	d			1717									1817					
Burton-on-Trent (BUT)	d	1650		1724		1741		1750					1824				1850	
Tamworth (TAM)	d	1703		1736				1803					1836		1847		1903	
Wilnecote (WNE)	d							1807										
Water Orton (WTO)	d																	
Birmingham New Street (BHM)	12 a	1724		1755		1804		1824				1828	1855		1904		1924	
University (UNI)	a	1736						1836									1936	
Worcestershire Parkway (WOP)	a	1758						1858									1958	
Ashchurch for Tewkesbury (ASC)	a	1808																
Cheltenham Spa (CNM)	a	1818				1850		1914							1950		2014	
Gloucester (GCR)	7 a	1827						1925									2024	
Lydney (LYD)	a																	
Chepstow (CPW)	a																	
Newport (South Wales) (NWP)	a	1912						2009									2109	
Cardiff Central (CDF)	7 a	1925						2022									2122	
Bristol Parkway (BPW)	7 a					1920									2020			
Bristol Temple Meads (BRI)	10 a					1936									2030			

NOTES (see introductory pages for explanation of train operator codes and standard symbols)

- a Arrival time
d Departure time
- E From London St Pancras Int to Sheffield, see table 052
G To Leicester, see table 052
L From Edinburgh to Plymouth, see table 050
Q To London St Pancras Int, see table 052
W From York to Reading, see table 050

Nottingham to Derby, Matlock, Stoke-on-Trent, Crewe, Birmingham, Cardiff and Bristol

Saturdays until 7 October

Operator Train ID Days of operation/Notes 1st Class/Reservations/Bus/Ferry Catering facilities	EM 1K75	EM 2L74 G	XC 1G57 11◇	EM 1F62 E ⚓	XC 1V68 L 11◇	EM 2A34	XC 1V16 X 11◇	EM 1B88 Q ⚓	EM 1K77	EM 2L76 G	XC 1G83 11◇	EM 1F67 E ⚓	XC 1V70 P 11◇	EM 2A36	EM 1B94 Q ⚓	EM 1K79	EM 2L78 G	XC 1G89 11◇
Grimsby Town (GMB)	d	1638																1839
Lincoln (LCN)	d	1731								1830								1934
Newark Castle (NCT)	d	1739	1759							1858						1941	2003	
Nottingham (NOT)	d	1817	1827	1845		1854	1907	1912	1916	1927	1932			1954	2012	2017	2033	2039
Beeston (BEE)	d	1823	1833			1900	1913	1917a	1922	1933	1938			2000	2017a	2023	2039	2045
Attenborough (ATB)	d		1837a			1903				1936a							2043a	
Long Eaton (LGE)	d	1831			1900	1911	1924		1931		1949	1959		2010		2032		2054
Spondon (SPO)	d										1956			2016				
Derby (DBY)	a	1842		1905	1909	1921	1935		1944		2003	2007		2022		2043		2104
Derby (DBY)	d	1848		1910		1934	1938		1948		2010		2031	2033		2048		2110
Duffield (DFI)	d					1941								2040				
Belper (BLP)	d					1946								2045				
Ambergate (AMB)	d					1951								2050				
Whatstandwell (WTS)	d					1955								2054				
Cromford (CMF)	d					2000								2100				
Matlock Bath (MTB)	d					2003								2103				
Matlock (MAT)	a					2006								2106				
Peartree (PEA)	d																	
Tutbury & Hatton (TUT)	d	1901							2001							2102		
Uttoxeter (UTT)	d	1910							2010							2111		
Blythe Bridge (BYB)	d	1924							2024							2123		
Longton (LGN)	d	1930							2030							2129		
Stoke-on-Trent (SOT)	d	1937							2037							2136		
Longport (LPT)	d																	
Kidsgrove (KDG)	d	1945							2045							2145		
Alsager (ASG)	d	1949							2049							2149		
Crewe (CRE)	a	1958							2058							2158		
Willington (WIL)	d																	2117
Burton-on-Trent (BUT)	d			1921		1941		1950			2021							2124
Tamworth (TAM)	d			1933			2003				2033		2049					2136
Wilnecote (WNE)	d			1937							2037							2140
Water Orton (WTO)	d																	
Birmingham New Street (BHM)	a			1955		2004		2023			2055		2105					2158
University (UNI)	a						2036											
Worcestershire Parkway (WOP)	a						2058											
Ashchurch for Tewkesbury (ASC)	a																	
Cheltenham Spa (CNM)	a					2050		2114					2150					
Gloucester (GCR)	a							2124					2159					
Lydney (LYD)	a							2146										
Chepstow (CPW)	a							2155										
Newport (South Wales) (NWP)	a							2219										
Cardiff Central (CDF)	a							2242										
Bristol Parkway (BPW)	a					2120							2230					
Bristol Temple Meads (BRI)	a					2134							2240					

NOTES (see introductory pages for explanation of train operator codes and standard symbols)

a Arrival time

d Departure time

E From London St Pancras Int to Sheffield, see table 052

G To Leicester, see table 052

L From Edinburgh to Plymouth, see table 050

P From Edinburgh, see table 050

Q To London St Pancras Int, see table 052

X Also calls at Caldicot 2204 and Severn Tunnel Jn 2207

Nottingham to Derby, Matlock, Stoke-on-Trent, Crewe, Birmingham, Cardiff and Bristol

Saturdays until 7 October

Operator Train ID Days of operation/Notes 1st Class/Reservations/Bus/Ferry Catering facilities	EM	XC	EM	EM	EM	EM	XC	EM	EM	XC	EM	EM	EM	EM	EM	EM	EM
	1F72 E	1M80 P	2A38	1F75 E	1K81	1B00 Q	1G90	2L82 G	1F77 E	1M00 P	2A40	2A42	2L86 G	2L88 G	2A78	1D86 SUM R	
Grimsby Town (GMB)	d																
Lincoln (LCN)	d							2042									
Newark Castle (NCT)	d							2110									
Nottingham (NOT)	d		2057		2116	2125	2137	2149			2154	2219	2233	2318	2323	0025	
Beeston (BEE)	d		2103		2123	2130a	2143	2155			2201	2226	2239	2324a	2329	0013c	
Attenborough (ATB)	d		2106				2146	2158a				2229	2242a		2332		
Long Eaton (LGE)	d	2059	2114	2121	2131		2155		2200		2211	2236			2339	0037	
Spondon (SPO)	d						2202				2217						
Derby (DBY)	a	2108	2125	2130	2141		2208		2211		2223	2247			2350	0046	
Derby (DBY)	d		2128	2136		2145		2213		2229	2233						
Duffield (DFI)	d			2143							2240						
Belper (BLP)	d			2148							2245						
Ambergate (AMB)	d			2153							2250						
Whatstandwell (WTS)	d			2157							2254						
Cromford (CMF)	d			2202							2259						
Matlock Bath (MTB)	d			2205							2302						
Matlock (MAT)	a			2208							2305						
Peartree (PEA)	d																
Tutbury & Hatton (TUT)	d				2158												
Uttoxeter (UTT)	d				2207												
Blythe Bridge (BYB)	d				2221												
Longton (LGN)	d				2227												
Stoke-on-Trent (SOT)	d				2234												
Longport (LPT)	d																
Kidsgrove (KDG)	d				2242												
Alsager (ASG)	d				2246												
Crewe (CRE)	a				2255												
Willington (WIL)	d																
Burton-on-Trent (BUT)	d		2138					2224		2239							
Tamworth (TAM)	d		2148					2235		2249							
Wilnecote (WNE)	d							2239									
Water Orton (WTO)	d																
Birmingham New Street (BHM)	a		2206					2304		2308							
University (UNI)	a																
Worcestershire Parkway (WOP)	a																
Ashchurch for Tewkesbury (ASC)	a																
Cheltenham Spa (CNM)	a																
Gloucester (GCR)	a																
Lydney (LYD)	a																
Chepstow (CPW)	a																
Newport (South Wales) (NWP)	a																
Cardiff Central (CDF)	a																
Bristol Parkway (BPW)	a																
Bristol Temple Meads (BRI)	a																

NOTES (see introductory pages for explanation of train operator codes and standard symbols)

- a Arrival time
d Departure time
c Calls at Beeston before Nottingham

- E From London St Pancras Int to Sheffield, see table 052
G To Leicester, see table 052
P From Edinburgh, see table 050
Q To London St Pancras Int, see table 052
R From London St Pancras Int see table 052

SUM Sunday mornings

Nottingham to Derby, Matlock, Stoke-on-Trent, Crewe, Birmingham, Cardiff and Bristol

Saturdays from 14 October

Operator Train ID Days of operation/Notes 1st Class/Reservations/Bus/Ferry Catering facilities	EM 2A82	EM 1F87 W	EM 2A06	XC 1V42 A 1◇	EM 2A08	EM 1F00 B	XC 1V03	EM 1B10 Q	EM 1F02 C	XC 1O06 D 1◇	EM 1F03 E	EM 2A10	XC 1V44 F 1◇	XC 1V04	EM 1B16 Q	EM 1K53	EM 2L52 G	XC 1G96 1◇	
Grimsby Town (GMB)	d																		
Lincoln (LCN)	d																	0629	
Newark Castle (NCT)	d																	0658	
Nottingham (NOT)	d				0542		0600	0612		0642		0653		0703	0712	0716	0727	0737	
Beeston (BEE)	d				0548		0606	0617a		0648		0659		0709	0717a	0722	0733	0743	
Attenborough (ATB)	d				0551		0609					0702					0737a		
Long Eaton (LGE)	d	0004	0152		0558	0613	0617				0701	0710		0721		0731		0752	
Spondon (SPO)	d				0605		0624					0716							
Derby (DBY)	a	0015	0201		0611	0622	0631			0704	0709	0721		0731		0742		0802	
Derby (DBY)	d			0542	0610	0630	0637		0655	0713		0724	0727	0736		0746		0806	
Duffield (DFI)	d			0549		0637						0731							
Belper (BLP)	d			0554		0642			0702a			0736							
Ambergate (AMB)	d			0559		0647						0741							
Whatstandwell (WTS)	d			0603		0651						0745							
Cromford (CMF)	d			0608		0657						0750							
Matlock Bath (MTB)	d			0611		0659						0753							
Matlock (MAT)	a			0615		0703						0757							
Peartree (PEA)	d																0749		
Tutbury & Hatton (TUT)	d																0801		
Uttoxeter (UTT)	d																0810		
Blythe Bridge (BYB)	d																0822		
Longton (LGN)	d																0828		
Stoke-on-Trent (SOT)	d																0835		
Longport (LPT)	d																0840		
Kidsgrove (KDG)	d																0846		
Alsager (ASG)	d																0850		
Crewe (CRE)	a																0858		
Willington (WIL)	d															0743			
Burton-on-Trent (BUT)	d			0620			0649			0723			0738	0750				0818	
Tamworth (TAM)	d			0631			0702			0734			0749	0803				0830	
Wilnecote (WNE)	d						0706							0807				0834	
Water Orton (WTO)	d																	0844	
Birmingham New Street (BHM)	a			0648			0725			0754			0807	0824				0855	
University (UNI)	a						0736										0836		
Worcestershire Parkway (WOP)	a						0758										0858		
Ashchurch for Tewkesbury (ASC)	a																		
Cheltenham Spa (CNM)	a			0750			0814					0850	0914						
Gloucester (GCR)	a						0824						0924						
Lydney (LYD)	a																		
Chepstow (CPW)	a						0853							0953					
Newport (South Wales) (NWP)	a						0912							1012					
Cardiff Central (CDF)	a						0926							1027					
Bristol Parkway (BPW)	a			0820									0920						
Bristol Temple Meads (BRI)	a			0834									0934						

NOTES (see introductory pages for explanation of train operator codes and standard symbols)

- a Arrival time
- d Departure time
- A To Plymouth, see table 050
- B From Leicester to Sheffield, see table 052
- C To Sheffield, see table 053
- D To Bournemouth, see table 050
- E From London St Pancras Int to Sheffield, see table 052
- F From Leeds to Plymouth, see table 050
- G To Leicester, see table 052
- Q To London St Pancras Int, see table 052
- W From London St Pancras Int, see table 052

Nottingham to Derby, Matlock, Stoke-on-Trent, Crewe, Birmingham, Cardiff and Bristol

Saturdays from 14 October

Operator Train ID Days of operation/Notes 1st Class/Reservations/Bus/Ferry Catering facilities	EM 1F07 E	XC 1V46 H 1◇	EM 2A12	XC 1V05	EM 1B22 Q	EM 1K55	EM 2L54 R	XC 1V83 J 1◇	XC 1G12	EM 1F12 E	XC 1V48 K 1◇	EM 2A14	XC 1V06	EM 1B28 Q	EM 1K57	EM 2L56 G	XC 1G16	EM 1F17 E
Grimsby Town (GMB)	d						0642											
Lincoln (LCN)	d						0739											0839
Newark Castle (NCT)	d					0736	0806								0841	0907		
Nottingham (NOT)	d		0754	0807	0812	0817	0831		0841			0854	0907	0912	0918	0929	0941	
Beeston (BEE)	d		0800	0813	0817a	0822	0837					0900	0913	0917a	0924	0935		
Attenborough (ATB)	d		0803				0841a					0903				0939a		
Long Eaton (LGE)	d	0757	0810	0826		0831				0859		0911	0924		0932			0959
Spondon (SPO)	d		0817						0858			0918						
Derby (DBY)	a	0806	0824	0837		0844			0904	0908		0924	0935		0943		1001	1008
Derby (DBY)	d		0828	0833	0842	0848		0853	0910		0931	0933	0938		0948		1010	
Duffield (DFI)	d		0840									0940						
Belper (BLP)	d		0845									0945						
Ambergate (AMB)	d		0850									0950						
Whatstandwell (WTS)	d		0854									0954						
Cromford (CMF)	d		0859									0959						
Matlock Bath (MTB)	d		0902									1002						
Matlock (MAT)	a		0906									1006						
Peartree (PEA)	d																	
Tutbury & Hatton (TUT)	d					0901									1001			
Uttoxeter (UTT)	d					0910									1010			
Blythe Bridge (BYB)	d					0924									1024			
Longton (LGN)	d					0930									1030			
Stoke-on-Trent (SOT)	d					0937									1037			
Longport (LPT)	d																	
Kidsgrove (KDG)	d					0945									1045			
Alsager (ASG)	d					0949									1049			
Crewe (CRE)	a					0958									1058			
Willington (WIL)	d												0946					
Burton-on-Trent (BUT)	d		0838	0853					0921		0941		0952				1021	
Tamworth (TAM)	d		0848	0904					0933				1003				1033	
Wilnecote (WNE)	d								0937								1037	
Water Orton (WTO)	d																	
Birmingham New Street (BHM)	a		0905	0924			0927	0955			1004		1025				1055	
University (UNI)	a			0936									1036					
Worcestershire Parkway (WOP)	a			0958									1058					
Ashchurch for Tewkesbury (ASC)	a																	
Cheltenham Spa (CNM)	a		0950	1014							1050		1114					
Gloucester (GCR)	a			1024									1124					
Lydney (LYD)	a			1046														
Chepstow (CPW)	a												1153					
Newport (South Wales) (NWP)	a			1111									1212					
Cardiff Central (CDF)	a			1125									1226					
Bristol Parkway (BPW)	a		1020								1120							
Bristol Temple Meads (BRI)	a		1036								1134							

NOTES (see introductory pages for explanation of train operator codes and standard symbols)

a Arrival time

d Departure time

E From London St Pancras Int to Sheffield, see table 052

G To Leicester, see table 052

H From York to Plymouth, see table 050

J From Newcastle to Reading, see table 050

K From Newcastle to Plymouth, see table 050

Q To London St Pancras Int, see table 052

R From Cleethorpes to Leicester, see table 057

Nottingham to Derby, Matlock, Stoke-on-Trent, Crewe, Birmingham, Cardiff and Bristol

Saturdays from 14 October

Operator	XC	EM	XC	EM	EM	EM	XC	XC	EM	XC	EM	XC	EM	EM	XC	EM	XC	EM
Train ID	1V50	2A16	1V07	1B34	1K59	2L58	1V85	1G22	1F22	1V52	2A18	1V08	1B40	2L60	1G24	1F27	1V54	2A20
Days of operation/Notes	L		Q	Q		G	J		E	L			Q	G		E	L	
1st Class/Reservations/Bus/Ferry	1◇		1◇	1◇			1◇	1◇	1◇	1◇		1◇	1◇		1◇	1◇	1◇	1◇
Catering facilities	⌘		⌘	⌘			⌘	⌘	⌘	⌘		⌘	⌘		⌘	⌘	⌘	⌘
Grimsby Town (GMB)	d					0838												
Lincoln (LCN)	d					0933								1036				
Newark Castle (NCT)	d				0940	1003								1104				
Nottingham (NOT)	d	0954	1007	1012	1017	1030		1041			1054	1107	1112	1129	1141			1154
Beeston (BEE)	d	1000	1013	1017a	1023	1036					1100	1113	1117a	1137				1200
Attenborough (ATB)	d					1040a					1103			1140a				
Long Eaton (LGE)	d	1009	1024		1031				1059		1110	1124				1159		1210
Spondon (SPO)	d	1016									1117							1216
Derby (DBY)	a	1022	1034		1043			1101	1108		1123	1135			1201	1208		1222
Derby (DBY)	d	1031	1033	1038	1048		1053	1110		1131	1133	1138			1210		1231	1234
Duffield (DFI)	d		1040								1140							1241
Belper (BLP)	d		1045								1145							1246
Ambergate (AMB)	d		1050								1150							1251
Whatstandwell (WTS)	d		1054								1154							1255
Cromford (CMF)	d		1059								1159							1300
Matlock Bath (MTB)	d		1102								1202							1303
Matlock (MAT)	a		1106								1206							1307
Peartree (PEA)	d																	
Tutbury & Hatton (TUT)	d				1101													
Uttoxeter (UTT)	d				1110													
Blythe Bridge (BYB)	d				1124													
Longton (LGN)	d				1130													
Stoke-on-Trent (SOT)	d				1137													
Longport (LPT)	d																	
Kidsgrove (KDG)	d				1145													
Alsager (ASG)	d				1149													
Crewe (CRE)	a				1158													
Willington (WIL)	d																	
Burton-on-Trent (BUT)	d			1050				1121		1142		1150			1221			
Tamworth (TAM)	d	1050		1103				1133				1202			1233		1250	
Winecote (WNE)	d							1137							1237			
Water Orton (WTO)	d																	
Birmingham New Street (BHM)	a	1108		1124			1127	1155		1206		1223			1255		1308	
University (UNI)	a			1136								1236						
Worcestershire Parkway (WOP)	a			1158								1258						
Ashchurch for Tewkesbury (ASC)	a																	
Cheltenham Spa (CNM)	a	1150		1214						1250		1314					1350	
Gloucester (GCR)	a			1224								1324						
Lydney (LYD)	a											1346						
Chepstow (CPW)	a			1253														
Newport (South Wales) (NWP)	a			1312								1411						
Cardiff Central (CDF)	a			1325								1425						
Bristol Parkway (BPW)	a	1224								1320								1420
Bristol Temple Meads (BRI)	a	1237								1336								1435

NOTES (see introductory pages for explanation of train operator codes and standard symbols)

- a Arrival time
- d Departure time
- E From London St Pancras Int to Sheffield, see table 052
- G To Leicester, see table 052
- J From Newcastle to Reading, see table 050
- L From Edinburgh to Plymouth, see table 050
- Q To London St Pancras Int, see table 052

Nottingham to Derby, Matlock, Stoke-on-Trent, Crewe, Birmingham, Cardiff and Bristol

Saturdays from 14 October

Operator	XC	EM	EM	EM	XC	XC	EM	XC	EM	XC	EM	EM	EM	XC	EM	XC	EM	XC	
Train ID	1V09	1B46	1K63	2L62	1V87	1G26	1F32	1V56	2A22	1V10	1B52	1K65	2L64	1G30	1F37	1V58	2A24	1V11	
Days of operation/Notes	1◇	Q		R	J	◇	E	M		◇	Q		G	E	N		◇		
1st Class/Reservations/Bus/Ferry	◇				◇	◇		◇		◇			◇				◇		
Catering facilities	⌘	⌘			⌘	⌘		⌘		⌘			⌘				⌘		
Grimsby Town (GMB)	d				1038														
Lincoln (LCN)	d				1133								1235						
Newark Castle (NCT)	d		1136	1202								1243	1304						
Nottingham (NOT)	8 d	1207	1212	1217	1227		1241			1254	1307	1312	1317	1330	1341			1354	1407
Beeston (BEE)	d	1213	1217a	1223	1233					1300	1313	1317a	1322	1336				1401	1413
Attenborough (ATB)	d				1237a					1303				1340a					
Long Eaton (LGE)	d	1224		1231			1259			1310	1324		1331		1401			1410	1424
Spondon (SPO)	d																	1416	
Derby (DBY)	6 a	1235		1243			1301	1308		1322	1335		1344		1401	1410		1423	1435
Derby (DBY)	6 d	1238		1248		1253	1310		1331	1333	1338		1348		1410		1431	1433	1438
Duffield (DFI)	d									1340								1440	
Belper (BLP)	d									1345								1445	
Ambergate (AMB)	d									1350								1450	
Whatstandwell (WTS)	d									1354								1454	
Cromford (CMF)	d									1359								1459	
Matlock Bath (MTB)	d									1402								1502	
Matlock (MAT)	a									1406								1506	
Peartree (PEA)	d																		
Tutbury & Hatton (TUT)	d			1301									1401						
Uttoxeter (UTT)	d			1310									1410						
Blythe Bridge (BYB)	d			1324									1424						
Longton (LGN)	d			1330									1430						
Stoke-on-Trent (SOT)	d			1337									1437						
Longport (LPT)	d																		
Kidsgrove (KDG)	d			1345									1445						
Alsager (ASG)	d			1349									1449						
Crewe (CRE)	10 a			1358									1458						
Willington (WIL)	d						1317												
Burton-on-Trent (BUT)	d	1250					1324		1341		1350			1421					1450
Tamworth (TAM)	d	1303					1336				1403			1433		1450			1503
Wilnecote (WNE)	d												1437						
Water Orton (WTO)	d																		
Birmingham New Street (BHM)	12 a	1324			1328	1355		1404		1425				1456		1508			1524
University (UNI)	a	1336									1436								1536
Worcestershire Parkway (WOP)	a	1358									1458								1558
Ashchurch for Tewkesbury (ASC)	a																		
Cheltenham Spa (CNM)	a	1414						1450		1514						1550			1614
Gloucester (GCR)	7 a	1424								1524									1624
Lydney (LYD)	a																		1646
Chepstow (CPW)	a	1453									1553								1655
Newport (South Wales) (NWP)	a	1511									1611								1713
Cardiff Central (CDF)	7 a	1525									1625								1727
Bristol Parkway (BPW)	7 a							1520										1620	
Bristol Temple Meads (BRI)	10 a							1536										1634	

NOTES (see introductory pages for explanation of train operator codes and standard symbols)

- a Arrival time
- d Departure time
- E From London St Pancras Int to Sheffield, see table 052
- G To Leicester, see table 052
- J From Newcastle to Reading, see table 050
- M From Glasgow Central to Plymouth, see table 050
- N From Edinburgh to Penzance, see table 050
- Q To London St Pancras Int, see table 052
- R From Cleethorpes to Leicester, see table 057

Nottingham to Derby, Matlock, Stoke-on-Trent, Crewe, Birmingham, Cardiff and Bristol

Saturdays from 14 October

Operator Train ID Days of operation/Notes 1st Class/Reservations/Bus/Ferry Catering facilities	EM 1B58 Q	EM 1K67	EM 2L66 G	XC 1V89 J 1◇	XC 1G38 1◇	EM 1F42 E	XC 1V60 S 1◇	EM 2A26	XC 1V12 1◇	EM 1B64 Q	EM 1K69	EM 2L68 G	XC 1G46 1◇	EM 1O84 T	EM 1F47 E	XC 1V62 L 1◇	EM 2A28	XC 1V13 1◇
Grimsby Town (GMB)	d		1240															
Lincoln (LCN)	d		1335									1437						
Newark Castle (NCT)	d	1343	1403								1438	1506						
Nottingham (NOT)	8 d	1412	1418	1427	1441			1454	1507	1512	1517	1529	1541	1546			1554	1607
Beeston (BEE)	d	1417a	1424	1433				1500	1513	1517a	1523	1535		1551			1600	1613
Attenborough (ATB)	d			1437a				1503				1539a					1603	
Long Eaton (LGE)	d		1432			1458		1511	1524		1531				1602		1610	1624
Spondon (SPO)	d																1617	
Derby (DBY)	6 a		1443		1501	1507		1522	1534		1544		1601	1607	1611		1622	1635
Derby (DBY)	6 d		1448	1453	1510		1528	1533	1539		1548		1610			1631	1633	1638
Duffield (DFI)	d							1540									1640	
Belper (BLP)	d							1545									1645	
Ambergate (AMB)	d							1550									1650	
Whatstandwell (WTS)	d							1554									1654	
Cromford (CMF)	d							1559									1659	
Matlock Bath (MTB)	d							1602									1702	
Matlock (MAT)	a							1606									1706	
Peartree (PEA)	d																	
Tutbury & Hatton (TUT)	d		1501								1601							
Uttoxeter (UTT)	d		1510								1610							
Blythe Bridge (BYB)	d		1524								1624							
Longton (LGN)	d		1530								1630							
Stoke-on-Trent (SOT)	d		1537								1637							
Longport (LPT)	d																	
Kidsgrove (KDG)	d		1545								1645							
Alsager (ASG)	d		1549								1649							
Crewe (CRE)	10 a		1558								1658							
Willington (WIL)	d				1517													
Burton-on-Trent (BUT)	d				1524		1539		1550				1621					1650
Tamworth (TAM)	d				1536				1603				1633			1649		1703
Wilnecote (WNE)	d												1637					
Water Orton (WTO)	d																	
Birmingham New Street (BHM)	12 a			1527	1555		1603		1624				1656			1706		1724
University (UNI)	a								1636									1736
Worcestershire Parkway (WOP)	a								1658									1758
Ashchurch for Tewkesbury (ASC)	a																	1808
Cheltenham Spa (CNM)	a						1650		1714							1750		1818
Gloucester (GCR)	7 a								1724									1827
Lydney (LYD)	a								1746									
Chepstow (CPW)	a																	
Newport (South Wales) (NWP)	a									1811								1912
Cardiff Central (CDF)	7 a								1827									1925
Bristol Parkway (BPW)	7 a							1720									1820	
Bristol Temple Meads (BRI)	10 a							1735									1834	

NOTES (see introductory pages for explanation of train operator codes and standard symbols)

- a Arrival time
- d Departure time
- E From London St Pancras Int to Sheffield, see table 052
- G To Leicester, see table 052
- J From Newcastle to Reading, see table 050
- L From Edinburgh to Plymouth, see table 050
- Q To London St Pancras Int, see table 052
- S From Dundee to Penzance, see table 050
- T From Skegness, see table 058

Nottingham to Derby, Matlock, Stoke-on-Trent, Crewe, Birmingham, Cardiff and Bristol

Saturdays from 14 October

Operator	EM	EM	XC	EM	XC	EM	XC	EM	EM	EM	XC	XC	EM	XC	EM	XC	EM	EM
Train ID	1B70	2L70	1G52	1F52	1V64	2A30	1V14	1B76	1K73	2L72	1V96	1G54	1F57	1V66	2A32	1V15	1B82	1K75
Days of operation/Notes	Q	G	1◇	E	L		1◇	Q		G	U	1◇	E	L		1◇	Q	
1st Class/Reservations/Bus/Ferry			1◇		1◇						1◇	1◇		1◇				
Catering facilities	⌘		⌘	⌘	⌘			⌘			⌘	⌘	⌘	⌘			⌘	⌘
Grimsby Town (GMB)	d	1438																
Lincoln (LCN)	d	1533								1636								
Newark Castle (NCT)	d	1605							1636	1706								1739
Nottingham (NOT)	8 d	1612	1631	1641		1654	1707	1712	1717	1729		1741			1754	1807	1812	1817
Beeston (BEE)	d	1617a	1639			1700	1713	1717a	1723	1739					1800	1813	1817a	1823
Attenborough (ATB)	d		1642a			1703				1743a					1803			
Long Eaton (LGE)	d				1658	1710	1724		1731				1758		1810	1824		1831
Spondon (SPO)	d					1717									1817			
Derby (DBY)	6 a			1702	1708		1722	1735		1742		1803	1807		1822	1834		1842
Derby (DBY)	6 d			1710		1731	1732	1739		1746		1753	1810	1828	1833	1838		1848
Duffield (DFI)	d					1739									1840			
Belper (BLP)	d					1744									1845			
Ambergate (AMB)	d					1749									1850			
Whatstandwell (WTS)	d					1753									1854			
Cromford (CMF)	d					1758									1859			
Matlock Bath (MTB)	d					1801									1902			
Matlock (MAT)	a					1805									1906			
Peartree (PEA)	d								1749									
Tutbury & Hatton (TUT)	d								1801									1901
Uttoxeter (UTT)	d								1810									1910
Blythe Bridge (BYB)	d								1824									1924
Longton (LGN)	d								1830									1930
Stoke-on-Trent (SOT)	d								1837									1937
Longport (LPT)	d																	
Kidsgrove (KDG)	d									1845								1945
Alsager (ASG)	d								1849									1949
Crewe (CRE)	10 a								1858									1958
Willington (WIL)	d			1717								1817						
Burton-on-Trent (BUT)	d			1724		1741		1750				1824				1850		
Tamworth (TAM)	d			1736				1803				1836		1847		1903		
Wilecote (WNE)	d							1807										
Water Orton (WTO)	d																	
Birmingham New Street (BHM)	12 a			1755		1804		1824				1828	1855		1904		1924	
University (UNI)	a							1836									1936	
Worcestershire Parkway (WOP)	a							1858									1958	
Ashchurch for Tewkesbury (ASC)	a																	
Cheltenham Spa (CNM)	a					1850		1914						1950		2014		
Gloucester (GCR)	7 a							1925								2024		
Lydney (LYD)	a																	
Chepstow (CPW)	a																	
Newport (South Wales) (NWP)	a							2009									2109	
Cardiff Central (CDF)	7 a							2022									2122	
Bristol Parkway (BPW)	7 a					1920									2020			
Bristol Temple Meads (BRI)	10 a					1936									2030			

NOTES (see introductory pages for explanation of train operator codes and standard symbols)

- a Arrival time
- d Departure time
- E From London St Pancras Int to Sheffield, see table 052
- G To Leicester, see table 052
- L From Edinburgh to Plymouth, see table 050
- Q To London St Pancras Int, see table 052
- U From York to Reading, see table 050

Nottingham to Derby, Matlock, Stoke-on-Trent, Crewe, Birmingham, Cardiff and Bristol

Saturdays from 14 October

Operator Train ID Days of operation/Notes 1st Class/Reservations/Bus/Ferry Catering facilities	EM 2L74 G	XC 1G57 1◇	EM 1F62 E ⌘	XC 1V68 L 1◇	EM 2A34	XC 1V16 V 1◇	EM 1B88 Q ⌘	EM 1K77	EM 2L76 G	XC 1G83 1◇	EM 1F67 E ⌘	XC 1V70 P 1◇	EM 2A36	EM 1B94 Q ⌘	EM 1K79	EM 2L78 G	XC 1G89 1◇	EM 1F72 E ⌘
Grimsby Town (GMB)	d	1638																1839
Lincoln (LCN)	d	1731							1830									1934
Newark Castle (NCT)	d	1759							1858						1941	2003		
Nottingham (NOT)	d	1827	1845		1854	1907	1912	1916	1927	1932			1954	2012	2017	2033	2039	
Beeston (BEE)	d	1833			1900	1913	1917a	1922	1933	1938			2000	2017a	2023	2039	2045	
Attenborough (ATB)	d	1837a			1903				1936a							2043a		
Long Eaton (LGE)	d			1900	1911	1924		1931		1949	1959		2010		2032		2054	2059
Spondon (SPO)	d									1956			2016					
Derby (DBY)	a		1905	1909	1921	1935		1944		2003	2007		2022		2043		2104	2108
Derby (DBY)	d		1910		1931	1934	1938	1948		2010		2031	2033		2048		2110	
Duffield (DFI)	d				1941								2040					
Belper (BLP)	d				1946								2045					
Ambergate (AMB)	d				1951								2050					
Whatstandwell (WTS)	d				1955								2054					
Cromford (CMF)	d				2000								2100					
Matlock Bath (MTB)	d				2003								2103					
Matlock (MAT)	a				2007								2107					
Peartree (PEA)	d																	
Tutbury & Hatton (TUT)	d							2001							2102			
Uttoxeter (UTT)	d							2010							2111			
Blythe Bridge (BYB)	d							2024							2123			
Longton (LGN)	d							2030							2129			
Stoke-on-Trent (SOT)	d							2037							2136			
Longport (LPT)	d																	
Kidsgrove (KDG)	d							2045							2145			
Alsager (ASG)	d							2049							2149			
Crewe (CRE)	a							2058							2158			
Willington (WIL)	d																	2117
Burton-on-Trent (BUT)	d		1921		1941	1950				2021								2124
Tamworth (TAM)	d		1933			2003				2033		2049						2136
Wilnecote (WNE)	d		1937							2037								2140
Water Orton (WTO)	d																	
Birmingham New Street (BHM)	a		1955		2004	2023				2055		2105						2158
University (UNI)	a					2036												
Worcestershire Parkway (WOP)	a					2058												
Ashchurch for Tewkesbury (ASC)	a																	
Cheltenham Spa (CNM)	a				2050	2114						2150						
Gloucester (GCR)	a					2124						2159						
Lydney (LYD)	a					2146												
Chepstow (CPW)	a					2155												
Newport (South Wales) (NWP)	a					2219												
Cardiff Central (CDF)	a					2242												
Bristol Parkway (BPW)	a				2120							2230						
Bristol Temple Meads (BRI)	a				2134							2240						

NOTES (see introductory pages for explanation of train operator codes and standard symbols)

a Arrival time

d Departure time

E From London St Pancras Int to Sheffield, see table 052

G To Leicester, see table 052

L From Edinburgh to Plymouth, see table 050

P From Edinburgh, see table 050

Q To London St Pancras Int, see table 052

V Also calls at Caldicot 2204 and Severn Tunnel Jn 2207

Nottingham to Derby, Matlock, Stoke-on-Trent, Crewe, Birmingham, Cardiff and Bristol

Saturdays from 14 October

Operator Train ID Days of operation/Notes 1st Class/Reservations/Bus/Ferry Catering facilities	XC	EM	EM	EM	EM	XC	EM	EM	XC	EM	EM	EM	EM	EM	EM	EM
	1M80 P	2A38	1F75 E	1K81	1B00 Q	1G90	2L82 G	1F77 E	1M00 P	2A40	2A42	2L86 G	2L88 G	2A78	1D86 SUM W	
Grimsby Town (GMB)	d															
Lincoln (LCN)	d						2042									
Newark Castle (NCT)	d						2110									
Nottingham (NOT)	8 d	2057		2116	2125	2137	2149			2154	2219	2233	2318	2323	0025	
Beeston (BEE)	d	2103		2123	2130a	2143	2155			2201	2226	2239	2324a	2329	0013c	
Attenborough (ATB)	d	2106				2146	2158a				2229	2242a		2332		
Long Eaton (LGE)	d	2114	2121	2131		2155		2200		2211	2236			2339	0037	
Spondon (SPO)	d					2202				2217						
Derby (DBY)	6 a	2125	2130	2141		2208		2211		2223	2247			2350	0046	
Derby (DBY)	6 d	2128	2136		2145		2213		2229	2233						
Duffield (DFI)	d		2143							2240						
Belper (BLP)	d		2148							2245						
Ambergate (AMB)	d		2153							2250						
Whatstandwell (WTS)	d		2157							2254						
Cromford (CMF)	d		2202							2259						
Matlock Bath (MTB)	d		2205							2302						
Matlock (MAT)	a		2209							2306						
Peartree (PEA)	d															
Tutbury & Hatton (TUT)	d			2158												
Uttoxeter (UTT)	d			2207												
Blythe Bridge (BYB)	d			2221												
Longton (LGN)	d			2227												
Stoke-on-Trent (SOT)	d			2234												
Longport (LPT)	d															
Kidsgrove (KDG)	d			2242												
Alsager (ASG)	d			2246												
Crewe (CRE)	10 a			2255												
Willington (WIL)	d															
Burton-on-Trent (BUT)	d	2138				2224			2239							
Tamworth (TAM)	d	2148				2235			2249							
Wilnecote (WNE)	d					2239										
Water Orton (WTO)	d															
Birmingham New Street (BHM)	12 a	2206				2304			2308							
University (UNI)	a															
Worcestershire Parkway (WOP)	a															
Ashchurch for Tewkesbury (ASC)	a															
Cheltenham Spa (CNM)	a															
Gloucester (GCR)	7 a															
Lydney (LYD)	a															
Chepstow (CPW)	a															
Newport (South Wales) (NWP)	a															
Cardiff Central (CDF)	7 a															
Bristol Parkway (BPW)	7 a															
Bristol Temple Meads (BRI)	10 a															

NOTES (see introductory pages for explanation of train operator codes and standard symbols)

- a Arrival time
d Departure time
c Calls at Beeston before Nottingham

- E From London St Pancras Int to Sheffield, see table 052
G To Leicester, see table 052
P From Edinburgh, see table 050
Q To London St Pancras Int, see table 052
W From London St Pancras Int, see table 052

SUM Sunday mornings

Nottingham to Derby, Matlock, Stoke-on-Trent, Crewe, Birmingham, Cardiff and Bristol

Sundays

Operator Train ID Days of operation/Notes 1st Class/Reservations/Bus/Ferry Catering facilities	EM 1D86 A	EM 2A20	EM 1B04 L	EM 2A18	XC 1V48 C 1◇	EM 2A22	XC 1V03 1◇	XC 1V50 C 1◇	EM 1F01 B	EM 1B12 L	XC 1V52 E 1◇	XC 1V04 1◇	EM 1F04 M	EM 2A30	EM 1B15 L	XC 1V54 F 1◇	XC 1V05 1◇	EM 1F07 M
	⌚		⌚		⌚		⌚	⌚	⌚	⌚	⌚	⌚	⌚		⌚	⌚	⌚	⌚
Grimsby Town (GMB)	d																	
Lincoln (LCN)	d																	
Newark Castle (NCT)	d																	
Nottingham (NOT)	8 d	0025	0821	0825		0930	0955			1110		1116		1127	1209		1216	
Beeston (BEE)	d	0013c	0826a	0831		0936				1115a				1133	1214a			
Attenborough (ATB)	d			0834		0939								1136				
Long Eaton (LGE)	d	0037		0842		0946			1037				1136	1143				1240
Spondon (SPO)	d																	
Derby (DBY)	6 a	0046		0855		0957	1015		1048			1136	1145	1154			1236	1250
Derby (DBY)	6 d		0756		0931	0959	1020	1031			1131	1140		1156		1231	1240	
Duffield (DFI)	d		0803			1006								1203				
Belper (BLP)	d		0808			1011								1208				
Ambergate (AMB)	d		0813			1016								1213				
Whatstandwell (WTS)	d		0817			1020								1217				
Cromford (CMF)	d		0822			1025								1222				
Matlock Bath (MTB)	d		0825			1028								1225				
Matlock (MAT)	a		0828			1031								1228				
Peartree (PEA)	d																	
Tutbury & Hatton (TUT)	d																	
Uttoxeter (UTT)	d																	
Blythe Bridge (BYB)	d																	
Longton (LGN)	d																	
Stoke-on-Trent (SOT)	d																	
Longport (LPT)	d																	
Kidsgrove (KDG)	d																	
Alsager (ASG)	d																	
Crewe (CRE)	10 a																	
Willington (WIL)	d																	
Burton-on-Trent (BUT)	d						1031				1142	1151					1251	
Tamworth (TAM)	d						1043	1053e				1203				1249	1303	
Wilnecote (WNE)	d																	
Water Orton (WTO)	d																	
Birmingham New Street (BHM)	12 a				1020		1101	1119			1206	1221				1305	1321	
University (UNI)	a						1118					1236						1336
Worcestershire Parkway (WOP)	a						1139					1258						1358
Ashchurch for Tewkesbury (ASC)	a																	
Cheltenham Spa (CNM)	a				1108		1159	1208			1250	1314				1350	1414	
Gloucester (GCR)	7 a						1209					1326						1424
Lydney (LYD)	a																	
Chepstow (CPW)	a																	
Newport (South Wales) (NWP)	a						1253					1412						1507
Cardiff Central (CDF)	7 a						1306					1425						1525
Bristol Parkway (BPW)	7 a				1141			1240				1320						1420
Bristol Temple Meads (BRI)	10 a				1151			1251				1335						1432

NOTES (see introductory pages for explanation of train operator codes and standard symbols)

- a Arrival time
- d Departure time
- c Calls at Beeston before Nottingham
- e Arrives 4 minutes earlier

- A From London St Pancras Int, see table 052
- B From Leicester to Sheffield, see table 052
- C From Leeds to Plymouth, see table 050
- E From York to Plymouth, see table 050
- F From Newcastle to Plymouth, see table 050
- L To London St Pancras Int, see table 052
- M From London St Pancras Int, to Sheffield, see table 052

Nottingham to Derby, Matlock, Stoke-on-Trent, Crewe, Birmingham, Cardiff and Bristol

Sundays

Operator	EM	XC	XC	EM	EM	EM	XC	XC	EM	EM	XC	EM	EM	XC	XC	EM	EM	EM
Train ID	1B19	1V56	1V06	1F11	2A38	1B24	1V58	1V07	1F16	1K01	1V34	2A42	1B29	1V60	1V08	1F20	1K03	2A46
Days of operation/Notes	L	G	1◇	M		L	J	1◇	M		N		L	J	1◇	M		
1st Class/Reservations/Bus/Ferry		1◇	1◇				1◇	1◇			1◇			1◇	1◇			
Catering facilities	DP	DP	DP	DP		DP	DP	DP	DP		DP		DP	DP	DP	DP		
Grimsby Town (GMB)	d																	
Lincoln (LCN)	d																	
Newark Castle (NCT)	d																	
Nottingham (NOT)	d	1310		1316		1330	1410		1416			1428	1506		1512			1529
Beeston (BEE)	d	1315a				1336	1415a					1434	1511a					1535
Attenborough (ATB)	d					1339						1437						1538
Long Eaton (LGE)	d			1335	1346				1433			1444				1533		1545
Spondon (SPO)	d																	
Derby (DBY)	a			1337	1344	1358			1436	1442		1455			1533	1542		1556
Derby (DBY)	d		1331	1340		1359		1431	1440		1445	1453	1457		1531	1537	1544	1558
Duffield (DFI)	d					1406							1504					1605
Belper (BLP)	d					1411							1509					1610
Ambergate (AMB)	d					1416							1514					1615
Whatstandwell (WTS)	d					1420							1518					1619
Cromford (CMF)	d					1426							1523					1624
Matlock Bath (MTB)	d					1429							1526					1627
Matlock (MAT)	a					1432							1529					1630
Peartree (PEA)	d																	
Tutbury & Hatton (TUT)	d									1457							1556	
Uttoxeter (UTT)	d									1506							1606	
Blythe Bridge (BYB)	d									1519							1618	
Longton (LGN)	d									1524							1624	
Stoke-on-Trent (SOT)	d									1533							1633	
Longport (LPT)	d																	
Kidsgrove (KDG)	d									1541							1641	
Alsager (ASG)	d									1545							1645	
Crewe (CRE)	a									1554							1654	
Willington (WIL)	d																	
Burton-on-Trent (BUT)	d		1342	1351				1451						1541	1548			
Tamworth (TAM)	d			1403			1449	1503							1600			
Wilnecote (WNE)	d														1604			
Water Orton (WTO)	d																	
Birmingham New Street (BHM)	a		1407	1421			1506	1521			1525			1604	1621			
University (UNI)	a			1436				1536							1636			
Worcestershire Parkway (WOP)	a			1458				1558							1658			
Ashchurch for Tewkesbury (ASC)	a																	
Cheltenham Spa (CNM)	a		1450	1514			1550	1614					1650	1714				
Gloucester (GCR)	a			1524				1624							1724			
Lydney (LYD)	a																	
Chepstow (CPW)	a																	
Newport (South Wales) (NWP)	a			1612				1708							1807			
Cardiff Central (CDF)	a			1625				1721							1821			
Bristol Parkway (BPW)	a		1522				1620							1720				
Bristol Temple Meads (BRI)	a		1536				1634							1736				

NOTES (see introductory pages for explanation of train operator codes and standard symbols)

a Arrival time

d Departure time

G From Edinburgh to Plymouth, see table 050

J From Edinburgh to Penzance, see table 050

L To London St Pancras Int, see table 052

M From London St Pancras Int, to Sheffield, see table 052

N From Sheffield to Reading, see table 050

Nottingham to Derby, Matlock, Stoke-on-Trent, Crewe, Birmingham, Cardiff and Bristol

Sundays

Operator Train ID Days of operation/Notes 1st Class/Reservations/Bus/Ferry Catering facilities	EM 1B35 L	XC 1V62 H 1◇	XC 1V09 1◇	EM 1F24 M	EM 1K05	EM 2A50	EM 1F26 M	EM 1B41 L	XC 1V64 G 1◇	XC 1V10 1◇	EM 1K07	EM 2A54	EM 1F32 M	EM 1B47 L	XC 1V66 P 1◇	XC 1V11 1◇	EM 1K09	XC 1M91 Q 1◇	
	⌚	⌚	⌚	⌚			⌚	⌚	⌚	⌚			⌚	⌚	⌚	⌚		⌚	
Grimsby Town (GMB)	d																		
Lincoln (LCN)	d																		
Newark Castle (NCT)	d																		
Nottingham (NOT)	8 d	1610		1616		1628		1710		1716		1729		1810		1816			
Beeston (BEE)	d	1615a				1634		1715a				1735		1815a					
Attenborough (ATB)	d					1637						1738							
Long Eaton (LGE)	d			1633		1644	1704					1745	1800						
Spondon (SPO)	d																		
Derby (DBY)	6 a		1636	1642		1655	1713			1738		1756	1809			1836			
Derby (DBY)	6 d		1631	1640		1645	1657		1731	1742	1746	1758			1831	1840	1845	1853	
Duffield (DFI)	d					1704						1805							
Belper (BLP)	d					1709						1810							
Ambergate (AMB)	d					1714						1815							
Whatstandwell (WTS)	d					1718						1819							
Cromford (CMF)	d					1723						1824							
Matlock Bath (MTB)	d					1726						1827							
Matlock (MAT)	a					1729						1830							
Peartree (PEA)	d																		
Tutbury & Hatton (TUT)	d					1657					1758						1857		
Uttoxeter (UTT)	d					1706					1807						1906		
Blythe Bridge (BYB)	d					1719					1819						1919		
Longton (LGN)	d					1724					1825						1924		
Stoke-on-Trent (SOT)	d					1733					1833						1933		
Longport (LPT)	d																		
Kidsgrove (KDG)	d					1741					1841						1941		
Alsager (ASG)	d					1745					1845						1945		
Crewe (CRE)	10 a					1754					1854						1954		
Willington (WIL)	d																		
Burton-on-Trent (BUT)	d			1651				1741	1753							1851			
Tamworth (TAM)	d		1649	1703					1804						1849	1903			
Wilnecote (WNE)	d																		
Water Orton (WTO)	d																		
Birmingham New Street (BHM)	12 a		1706	1721				1804	1823						1906	1921		1924	
University (UNI)	a			1736					1836							1936			
Worcestershire Parkway (WOP)	a			1758					1858							1958			
Ashchurch for Tewkesbury (ASC)	a																		
Cheltenham Spa (CNM)	a		1750	1814				1850	1914					1950	2014				
Gloucester (GCR)	7 a			1826					1923							2024			
Lydney (LYD)	a																		
Chepstow (CPW)	a																		
Newport (South Wales) (NWP)	a			1910					2007							2107			
Cardiff Central (CDF)	7 a			1925					2020							2120			
Bristol Parkway (BPW)	7 a		1821					1922							2020				
Bristol Temple Meads (BRI)	10 a		1835					1936							2035				

NOTES (see introductory pages for explanation of train operator codes and standard symbols)

- a Arrival time
- d Departure time
- G From Edinburgh to Plymouth, see table 050
- H From Glasgow Central to Plymouth, see table 050
- L To London St Pancras Int, see table 052
- M From London St Pancras Int, to Sheffield, see table 052
- P From Dundee to Plymouth, see table 050
- Q From Newcastle, see table 050

Nottingham to Derby, Matlock, Stoke-on-Trent, Crewe, Birmingham, Cardiff and Bristol

Sundays

Operator Train ID Days of operation/Notes 1st Class/Reservations/Bus/Ferry Catering facilities	EM 2A58	EM 1F38 M	EM 1B52 L	XC 1V68 G 1◇	XC 1G62 1◇	EM 1K11	EM 2A62	EM 1B55 L	EM 1F44 M	XC 1V70 K 1◇	XC 1G89 1◇	EM 1K13	EM 2A66	EM 1F50 M	EM 1B60 L	XC 1V72 K 1◇	XC 1G90 1◇	EM 2A70	
Grimsby Town (GMB)	d																		
Lincoln (LCN)	d																		
Newark Castle (NCT)	d																		
Nottingham (NOT)	8 d	1825		1906		1915		1923	1959			2016		2024		2109		2117	2122
Beeston (BEE)	d	1831		1911a				1929	2004a					2030		2114a			2128
Attenborough (ATB)	d	1834						1932						2033					2131
Long Eaton (LGE)	d	1841	1900					1939		2000				2041	2100				2138
Spondon (SPO)	d																		
Derby (DBY)	6 a	1852	1909			1937		1950		2009		2036		2052	2109			2139	2149
Derby (DBY)	6 d	1854			1931	1941	1945	1951			2031	2040	2044	2053			2131	2142	2153
Duffield (DFI)	d	1901						1958						2100					2200
Belper (BLP)	d	1906						2003						2105					2205
Ambergate (AMB)	d	1911						2008						2110					2210
Whatstandwell (WTS)	d	1915						2012						2114					2214
Cromford (CMF)	d	1920						2018						2120					2220
Matlock Bath (MTB)	d	1923						2021						2123					2223
Matlock (MAT)	a	1926						2024						2126					2226
Peartree (PEA)	d																		
Tutbury & Hatton (TUT)	d						1957						2056						
Uttoxeter (UTT)	d						2006						2105						
Blythe Bridge (BYB)	d						2019						2118						
Longton (LGN)	d						2024						2123						
Stoke-on-Trent (SOT)	d						2033						2131						
Longport (LPT)	d																		
Kidsgrove (KDG)	d							2041						2140					
Alsager (ASG)	d							2045						2144					
Crewe (CRE)	10 a						2054							2152					
Willington (WIL)	d																		
Burton-on-Trent (BUT)	d			1941	1952												2141	2153	
Tamworth (TAM)	d				2003					2049	2103						2151	2205	
Wilnecote (WNE)	d				2007													2209	
Water Orton (WTO)	d																		
Birmingham New Street (BHM)	12 a				2004	2025					2105	2121						2208	2226
University (UNI)	a																		
Worcestershire Parkway (WOP)	a																		
Ashchurch for Tewkesbury (ASC)	a																		
Cheltenham Spa (CNM)	a				2050						2150							2250	
Gloucester (GCR)	7 a										2200								
Lydney (LYD)	a																		
Chepstow (CPW)	a																		
Newport (South Wales) (NWP)	a																		
Cardiff Central (CDF)	7 a																		
Bristol Parkway (BPW)	7 a				2120						2230							2320	
Bristol Temple Meads (BRI)	10 a				2135						2240							2330	

NOTES (see introductory pages for explanation of train operator codes and standard symbols)

a Arrival time

d Departure time

G From Edinburgh to Plymouth, see table 050



K From Edinburgh, see table 050

L To London St Pancras Int, see table 052

M From London St Pancras Int, to Sheffield, see table 052

Nottingham to Derby, Matlock, Stoke-on-Trent, Crewe, Birmingham, Cardiff and Bristol

Sundays

Operator Train ID Days of operation/Notes 1st Class/Reservations/Bus/Ferry Catering facilities	EM	EM	XC	EM	EM	EM
	1B62 D	1F52 M	1M00 K 1◇	1F58 M	1F62 M	1D61 A
Grimsby Town (GMB)	d					
Lincoln (LCN)	d					
Newark Castle (NCT)	d					
Nottingham (NOT)	 8 d	2150				2333
Beeston (BEE)	d	2155a				2320c
Attenborough (ATB)	d					
Long Eaton (LGE)	d		2200	2230	2330	
Spondon (SPO)	d					
Derby (DBY)	6 a	2209		2239	2339	2350
Derby (DBY)	6 d		2231			
Duffield (DFI)	d					
Belper (BLP)	d					
Ambergate (AMB)	d					
Whatstandwell (WTS)	d					
Cromford (CMF)	d					
Matlock Bath (MTB)	d					
Matlock (MAT)	a					
Peartree (PEA)	d					
Tutbury & Hatton (TUT)	d					
Uttoxeter (UTT)	d					
Blythe Bridge (BYB)	d					
Longton (LGN)	d					
Stoke-on-Trent (SOT)	d					
Longport (LPT)	d					
Kidsgrove (KDG)	d					
Alsager (ASG)	d					
Crewe (CRE)	10 a					
Willington (WIL)	d					
Burton-on-Trent (BUT)	d		2241			
Tamworth (TAM)	d		2251			
Wilnecote (WNE)	d					
Water Orton (WTO)	d					
Birmingham New Street (BHM)	 12 a		2309			
University (UNI)	a					
Worcestershire Parkway (WOP)	a					
Ashchurch for Tewkesbury (ASC)	a					
Cheltenham Spa (CNM)	a					
Gloucester (GCR)	7 a					
Lydney (LYD)	a					
Chepstow (CPW)	a					
Newport (South Wales) (NWP)	a					
Cardiff Central (CDF)	7 a					
Bristol Parkway (BPW)	7 a					
Bristol Temple Meads (BRI)	10 a					

NOTES (see introductory pages for explanation of train operator codes and standard symbols)

- a Arrival time
- d Departure time
- c Calls at Beeston before Nottingham

- A From London St Pancras Int, see table 052
- D To Leicester, see table 052
- K From Edinburgh, see table 050
- M From London St Pancras Int, to Sheffield, see table 052

Bristol, Cardiff, Birmingham, Crewe, Stoke-on-Trent, Matlock and Derby to Nottingham

Mondays to Fridays until 6 October

Operator Train ID Days of operation/Notes 1st Class/Reservations/Bus/Ferry Catering facilities	EM	EM	EM	EM	EM	EM	EM	EM	XC	EM	EM	XC	EM	EM	EM	EM	EM	EM
	2A83	1D86	1D64	1D88	1C01	1B04	2A01	1C05	2A00	1C08	1C11	1S31	1D01	2A13	2L57	1D06	1N01	1C17
	MX	MX A	MO A	MX A	MO B	B		C	1◇	C	C	D	E		F	A		C
		⌘	⌘	⌘	⌘	⌘		⌘	⌘◇	⌘	⌘	⌘	⌘			⌘		⌘
Bristol Temple Meads (BRI)	10	d																
Bristol Parkway (BPW)	7	d																
Cardiff Central (CDF)	7	d																
Newport (South Wales) (NWP)		d																
Chepstow (CPW)		d																
Lydney (LYD)		d																
Gloucester (GCR)	7	d																
Cheltenham Spa (CNM)		d																
Ashchurch for Tewkesbury (ASC)		d																
Worcestershire Parkway (WOP)		d																
University (UNI)		d																
Birmingham New Street (BHM)	12	d										0603						
Water Orton (WTO)		d																
Wilnecote (WNE)		d																
Tamworth (TAM)		d										0619						
Burton-on-Trent (BUT)		d										0630						
Willington (WIL)		d																
Crewe (CRE)	10	d																0608
Alsager (ASG)		d																0617
Kidsgrove (KDG)		d																0621
Longport (LPT)		d																0627
Stoke-on-Trent (SOT)		d																0633
Longton (LGN)		d																0639
Blythe Bridge (BYB)		d																0645
Uttoxeter (UTT)		d																0657
Tutbury & Hatton (TUT)		d																0706
Peartree (PEA)		d																0718
Matlock (MAT)		d												0618				
Matlock Bath (MTB)		d												0620				
Cromford (CMF)		d												0623				
Whatstandwell (WTS)		d												0628				
Ambergate (AMB)		d												0634				
Belper (BLP)		d												0639				
Duffield (DFI)		d												0643				
Derby (DBY)	6	a										0640		0650				0721
Derby (DBY)	6	d			0440	0447	0522	0530	0558	0602	0628			0651				0726 0733
Spondon (SPO)		d					0527							0655				
Long Eaton (LGE)		d			0447a	0455	0534	0537a		0609a	0635a			0702				0735 0740a
Attenborough (ATB)		d	0004				0545							0709				0745
Beeston (BEE)		d	0007	0016	0023	0213	0519e	0549	0613				0707	0713	0725	0743		0749
Nottingham (NOT)	6	a	0013	0022	0029	0219	0507	0559	0619				0713	0722	0732	0750		0756
Newark Castle (NCT)		a														0803		0830
Lincoln (LCN)		a													0836			
Grimsby Town (GMB)		a																

NOTES (see introductory pages for explanation of train operator codes and standard symbols)

- a Arrival time
- d Departure time
- e Calls at Beeston after Nottingham

- A From London St Pancras Int, see table 052
- B To London St Pancras Int, see table 052
- C From Sheffield to London St Pancras Int, see table 052
- D To Edinburgh, see table 050
- E From Kettering, see table 052
- F From Leicester, see table 052

- MO Mondays only
- MX Not Mondays

Bristol, Cardiff, Birmingham, Crewe, Stoke-on-Trent, Matlock and Derby to Nottingham

Mondays to Fridays until 6 October

Operator Train ID Days of operation/Notes 1st Class/Reservations/Bus/Ferry Catering facilities	XC 1D51	XC 1S33 D 1	EM 2A15	EM 2L59 F	EM 1N03	EM 1C23 C	EM 1D11 A	XC 1D53	XC 1S35 D 1	EM 2A17	XC 1E79 G 1	EM 1C29 C	EM 2L61 F	EM 1D16 A	XC 1M00 H 1	XC 1S37 J 1	EM 2A19	EM 2L63 F	
Bristol Temple Meads (BRI)	10 d								0635									0735	
Bristol Parkway (BPW)	7 d								0644									0744	
Cardiff Central (CDF)	7 d														0640				
Newport (South Wales) (NWP)	d														0654				
Chepstow (CPW)	d														0715				
Lydney (LYD)	d														0724				
Gloucester (GCR)	7 d														0745				
Cheltenham Spa (CNM)	d								0714						0755	0815			
Ashchurch for Tewkesbury (ASC)	d														0803				
Worcestershire Parkway (WOP)	d														0814				
University (UNI)	d														0839				
Birmingham New Street (BHM)	12 d	0649	0703					0749	0803		0828				0849	0903			
Water Orton (WTO)	d																		
Wilnecote (WNE)	d	0704						0804							0904				
Tamworth (TAM)	d	0708	0719					0808	0819		0844				0908				
Burton-on-Trent (BUT)	d	0720	0731					0820	0830		0855				0920	0926			
Willington (WIL)	d	0726						0826											
Crewe (CRE)	10 d				0705														
Alsager (ASG)	d				0714														
Kidsgrove (KDG)	d				0718														
Longport (LPT)	d																		
Stoke-on-Trent (SOT)	d				0728														
Longton (LGN)	d				0734														
Blythe Bridge (BYB)	d				0740														
Uttoxeter (UTT)	d				0752														
Tutbury & Hatton (TUT)	d				0801														
Peartree (PEA)	d				0813														
Matlock (MAT)	d			0712						0813									0914
Matlock Bath (MTB)	d			0714						0815									0916
Cromford (CMF)	d			0717						0818									0919
Whatstandwell (WTS)	d			0722						0823									0924
Ambergate (AMB)	d			0728						0829									0930
Belper (BLP)	d			0733						0834									0935
Duffield (DFI)	d			0738						0838									0939
Derby (DBY)	6 a	0736	0742	0745		0817		0834	0840	0845	0907				0932	0936			0946
Derby (DBY)	6 d	0742		0746		0823	0832	0840		0848		0932			0938				0950
Spondon (SPO)	d	0746		0750						0852									0954
Long Eaton (LGE)	d	0753		0757		0832	0839a	0849		0859		0940a			0948				1001
Attenborough (ATB)	d			0804	0819					0911				0918					1009
Beeston (BEE)	d	0802	0808	0823	0840		0849	0900		0914			0922	0944	0957				1012
Nottingham (NOT)	6 a	0808	0815	0830	0849		0900	0906		0924			0929	0950	1003				1019
Newark Castle (NCT)	a			0900	0920								0957						1057
Lincoln (LCN)	a			0932									1026						1129
Grimsby Town (GMB)	a			1027															1224

NOTES (see introductory pages for explanation of train operator codes and standard symbols)

- a Arrival time
- d Departure time
- A From London St Pancras Int, see table 052
- C From Sheffield to London St Pancras Int, see table 052
- D To Edinburgh, see table 050
- F From Leicester, see table 052
- G From Reading to Newcastle, see table 050
- H Also calls at Severn Tunnel Jn 0704 and Caldicot 0707
- J From Plymouth to Edinburgh, see table 050

Bristol, Cardiff, Birmingham, Crewe, Stoke-on-Trent, Matlock and Derby to Nottingham

Mondays to Fridays until 6 October

Operator Train ID Days of operation/Notes 1st Class/Reservations/Bus/Ferry Catering facilities	EM 1D21 A	EM 1N07	EM 1C35 C	XC 1M92	XC 1S39 J	EM 2A21	EM 2L65 F	EM 1D26 A	EM 1N09	EM 1C41 C	XC 1M01	XC 1S41 J	EM 2A23	EM 2L67 F	EM 1D31 A	EM 1N11	EM 1C47 C	XC 1M60
	⌚		⌚	⌚	⌚			⌚		⌚	⌚	⌚			⌚		⌚	⌚
Bristol Temple Meads (BRI)	10 d				0835							0932						
Bristol Parkway (BPW)	7 d				0844							0944c						
Cardiff Central (CDF)	7 d			0745							0845							0945
Newport (South Wales) (NWP)	d			0801							0900							0959
Chepstow (CPW)	d										0919							1016
Lydney (LYD)	d			0827														
Gloucester (GCR)	7 d			0849							0949							1049
Cheltenham Spa (CNM)	d			0859	0915						0959	1015						1059
Ashchurch for Tewkesbury (ASC)	d																	
Worcestershire Parkway (WOP)	d			0914							1014							1114
University (UNI)	d			0939							1039							1139
Birmingham New Street (BHM)	12 d			0949	1003						1049	1103						1149
Water Orton (WTO)	d																	
Wilnecote (WNE)	d										1105							
Tamworth (TAM)	d			1006	1019						1109							1206
Burton-on-Trent (BUT)	d			1018							1120	1126						1218
Willington (WIL)	d			1024														1224
Crewe (CRE)	10 d		0910						1010							1110		
Alsager (ASG)	d		0919						1019							1119		
Kidsgrove (KDG)	d		0923						1023							1123		
Longport (LPT)	d																	
Stoke-on-Trent (SOT)	d		0933						1033							1133		
Longton (LGN)	d		0939						1039							1139		
Blythe Bridge (BYB)	d		0945						1045							1145		
Uttoxeter (UTT)	d		0957						1057							1157		
Tutbury & Hatton (TUT)	d		1006						1106							1206		
Peartree (PEA)	d																	
Matlock (MAT)	d					1013							1115					
Matlock Bath (MTB)	d					1015							1117					
Cromford (CMF)	d					1018							1120					
Whatstandwell (WTS)	d					1023							1125					
Ambergate (AMB)	d					1029							1131					
Belper (BLP)	d					1034							1136					
Duffield (DFI)	d					1039							1140					
Derby (DBY)	6 a		1019	1033	1038	1046			1119		1133	1136	1147			1219		1232
Derby (DBY)	6 d		1023	1032	1039	1051			1123	1132	1140		1152			1223	1232	1240
Spondon (SPO)	d												1156					
Long Eaton (LGE)	d		1032	1040a	1049	1100			1133	1139a	1149		1203			1232	1239a	1249
Attenborough (ATB)	d					1108								1220				
Beeston (BEE)	d	1044	1049		1057	1112	1124	1142	1146		1157		1215	1224	1242	1246		1257
Nottingham (NOT)	6 a	1050	1055		1103	1119	1132	1150	1155		1204		1224	1232	1250	1255		1303
Newark Castle (NCT)	a		1126						1157		1232					1328		
Lincoln (LCN)	a							1227						1330				
Grimsby Town (GMB)	a													1425				

NOTES (see introductory pages for explanation of train operator codes and standard symbols)

- a Arrival time
- d Departure time
- c Arrives 3 minutes earlier

- A From London St Pancras Int, see table 052
- C From Sheffield to London St Pancras Int, see table 052
- F From Leicester, see table 052
- J From Plymouth to Edinburgh, see table 050

Bristol, Cardiff, Birmingham, Crewe, Stoke-on-Trent, Matlock and Derby to Nottingham

Mondays to Fridays until 6 October

Operator Train ID Days of operation/Notes 1st Class/Reservations/Bus/Ferry Catering facilities	XC 1S43 K ◇	EM 2A25	EM 2L69 F	EM 1D36 A	EM 1N13	EM 1C53 C	XC 1M94 ◇	XC 1S45 FX J ◇	XC 1S45 FO L ◇	EM 2A27	XC 1E40 M ◇	EM 1C59 C	EM 2L71 F	EM 1D41 A	XC 1M64 ◇	XC 1S47 K ◇	EM 2A29	EM 2L73 F
Bristol Temple Meads (BRI)	10 d	1035						1135	1135							1235		
Bristol Parkway (BPW)	7 d	1044						1144	1144							1244		
Cardiff Central (CDF)	7 d						1045								1145			
Newport (South Wales) (NWP)	d						1101								1159			
Chepstow (CPW)	d														1216			
Lydney (LYD)	d						1125											
Gloucester (GCR)	7 d						1149								1245			
Cheltenham Spa (CNM)	d	1115					1159	1215	1215						1255	1315		
Ashchurch for Tewkesbury (ASC)	d														1303			
Worcestershire Parkway (WOP)	d						1214								1314			
University (UNI)	d						1239								1339			
Birmingham New Street (BHM)	12 d	1203					1249	1303	1303		1330				1349	1403		
Water Orton (WTO)	d																	
Wilnecote (WNE)	d						1304								1404			
Tamworth (TAM)	d	1220					1308				1346				1408	1419		
Burton-on-Trent (BUT)	d	1230					1320	1326	1326		1356				1420			
Willington (WIL)	d																	
Crewe (CRE)	10 d				1210													
Alsager (ASG)	d				1219													
Kidsgrove (KDG)	d				1223													
Longport (LPT)	d																	
Stoke-on-Trent (SOT)	d				1233													
Longton (LGN)	d				1239													
Blythe Bridge (BYB)	d				1245													
Uttoxeter (UTT)	d				1257													
Tutbury & Hatton (TUT)	d				1306													
Peartree (PEA)	d																	
Matlock (MAT)	d		1214								1315							1415
Matlock Bath (MTB)	d		1216								1317							1417
Cromford (CMF)	d		1219								1320							1420
Whatstandwell (WTS)	d		1224								1325							1425
Ambergate (AMB)	d		1230								1331							1431
Belper (BLP)	d		1235								1336							1436
Duffield (DFI)	d		1239								1340							1440
Derby (DBY)	6 a	1241	1246		1319		1332	1339	1339	1348	1407				1432	1438	1448	
Derby (DBY)	6 d		1249		1325	1332	1340				1351		1432		1440		1450	
Spondon (SPO)	d										1355							
Long Eaton (LGE)	d		1258		1334	1339a	1349				1402		1439a		1449		1459	
Attenborough (ATB)	d		1307	1320									1419				1507	1519
Beeston (BEE)	d		1311	1324	1343	1347		1357		1410			1422	1442	1457		1511	1523
Nottingham (NOT)	6 a		1318	1332	1350	1355		1403		1418			1432	1450	1503		1518	1532
Newark Castle (NCT)	a			1356	1428								1459					1555
Lincoln (LCN)	a			1425									1530					1624
Grimsby Town (GMB)	a												1626					

NOTES (see introductory pages for explanation of train operator codes and standard symbols)

- a Arrival time
- d Departure time
- A From London St Pancras Int, see table 052
- C From Sheffield to London St Pancras Int, see table 052
- F From Leicester, see table 052
- J From Plymouth to Edinburgh, see table 050
- K From Penzance to Edinburgh, see table 050
- L From Plymouth to Aberdeen, see table 050
- M From Reading to York, see table 050
- FO Fridays only
- FX Not Fridays

Bristol, Cardiff, Birmingham, Crewe, Stoke-on-Trent, Matlock and Derby to Nottingham

Mondays to Fridays until 6 October

Operator Train ID Days of operation/Notes 1st Class/Reservations/Bus/Ferry Catering facilities	EM 1D46 A	EM 1N17 C	EM 1C65 C	XC 1M99 J	XC 1S49 J	EM 2A31	EM 2L75 F	EM 1D51 A	EM 1N19	EM 1C71 C	XC 1M68 N	XC 1S51 N	EM 2A33	EM 2L77 F	XC 1E52 G	EM 1N21	EM 1C77 C	EM 1D90 A
	⌚		⌚	⌚	⌚			⌚		⌚	⌚	⌚			⌚		⌚	⌚
Bristol Temple Meads (BRI)	10 d				1335							1435						
Bristol Parkway (BPW)	7 d				1344							1444						
Cardiff Central (CDF)	7 d			1245							1345							
Newport (South Wales) (NWP)	d			1259							1359							
Chepstow (CPW)	d			1316														
Lydney (LYD)	d										1423							
Gloucester (GCR)	7 d			1349							1449							
Cheltenham Spa (CNM)	d			1359	1415						1459	1515						
Ashchurch for Tewkesbury (ASC)	d																	
Worcestershire Parkway (WOP)	d			1414							1514							
University (UNI)	d			1439							1539							
Birmingham New Street (BHM)	12 d			1449	1503						1549	1603			1630			
Water Orton (WTO)	d																	
Wilnecote (WNE)	d			1504							1604							
Tamworth (TAM)	d			1508							1608	1620			1646			
Burton-on-Trent (BUT)	d			1520	1526						1620				1656			
Willington (WIL)	d			1526														
Crewe (CRE)	10 d	1410							1510								1610	
Alsager (ASG)	d	1419							1519								1619	
Kidsgrove (KDG)	d	1423							1523								1623	
Longport (LPT)	d																	
Stoke-on-Trent (SOT)	d	1433							1533								1632	
Longton (LGN)	d	1439							1539								1638	
Blythe Bridge (BYB)	d	1445							1545								1644	
Uttoxeter (UTT)	d	1457							1557								1656	
Tutbury & Hatton (TUT)	d	1506							1606								1705	
Peartree (PEA)	d																1717	
Matlock (MAT)	d					1515							1615					
Matlock Bath (MTB)	d					1517							1617					
Cromford (CMF)	d					1520							1620					
Whatstandwell (WTS)	d					1525							1625					
Ambergate (AMB)	d					1531							1631					
Belper (BLP)	d					1536							1636					
Duffield (DFI)	d					1540							1640					
Derby (DBY)	6 a	1519		1536	1538	1547			1619		1631	1640	1647		1707	1719		
Derby (DBY)	6 d	1525	1532	1541		1550			1623	1633	1641		1651			1723	1734	
Spondon (SPO)	d					1554							1655					
Long Eaton (LGE)	d	1536	1539a	1550		1601			1632	1640a	1650		1702			1732	1742a	
Attenborough (ATB)	d					1608	1620						1710	1720				
Beeston (BEE)	d	1542	1546	1558	1611	1624	1641	1647	1658	1713	1724		1713	1724		1740		1744
Nottingham (NOT)	6 a	1550	1555	1604		1617	1632	1650	1655	1704			1724	1732		1747		1751
Newark Castle (NCT)	a	1628						1700	1729						1801	1823		
Lincoln (LCN)	a							1731						1834				
Grimsby Town (GMB)	a							1826										

NOTES (see introductory pages for explanation of train operator codes and standard symbols)

a Arrival time
d Departure time

A From London St Pancras Int, see table 052
C From Sheffield to London St Pancras Int, see table 052
F From Leicester, see table 052
G From Reading to Newcastle, see table 050
J From Plymouth to Edinburgh, see table 050
N From Plymouth to Glasgow Central, see table 050

Bristol, Cardiff, Birmingham, Crewe, Stoke-on-Trent, Matlock and Derby to Nottingham

Mondays to Fridays until 6 October

Operator Train ID Days of operation/Notes 1st Class/Reservations/Bus/Ferry Catering facilities	XC 1M98	XC 1S53 J	EM 2A35	XC 1E56 M	EM 1C80 C	EM 2L79 P	EM 1N23	EM 1C83 C	EM 1D61 A	XC 1M73	XC 1S55 J	EM 2A37	EM 1C89 C	EM 2L81 F	EM 1D66 A	XC 1M75	XC 1E63 Q	EM 2A39
	1◇	1◇		1◇	♣			♣	♣	1◇	1◇		♣		♣	1◇	1◇	
Bristol Temple Meads (BRI)	10 d		1535								1635							1735
Bristol Parkway (BPW)	7 d		1544								1644							1744
Cardiff Central (CDF)	7 d	1445								1544								1645
Newport (South Wales) (NWP)	d	1459								1559								1659
Chepstow (CPW)	d	1519								1616								
Lydney (LYD)	d																	1725
Gloucester (GCR)	7 d	1549								1645								1749
Cheltenham Spa (CNM)	d	1559	1615							1655	1715							1759
Ashchurch for Tewkesbury (ASC)	d									1703								1815
Worcestershire Parkway (WOP)	d	1614								1714								1814
University (UNI)	d	1639								1739								1839
Birmingham New Street (BHM)	12 d	1649	1703		1730					1749	1803							1849
Water Orton (WTO)	d									1759								1903
Wilnecote (WNE)	d	1704								1808								1904
Tamworth (TAM)	d	1708			1746					1812	1819							1908
Burton-on-Trent (BUT)	d	1720	1727		1756					1823								1920
Willington (WIL)	d									1829								1931
Crewe (CRE)	10 d						1710											
Alsager (ASG)	d						1719											
Kidsgrove (KDG)	d						1723											
Longport (LPT)	d																	
Stoke-on-Trent (SOT)	d						1733											
Longton (LGN)	d						1739											
Blythe Bridge (BYB)	d						1745											
Uttoxeter (UTT)	d						1757											
Tutbury & Hatton (TUT)	d						1806											
Peartree (PEA)	d																	
Matlock (MAT)	d			1713									1814					1913
Matlock Bath (MTB)	d			1715									1816					1915
Cromford (CMF)	d			1718									1819					1918
Whatstandwell (WTS)	d			1723									1824					1923
Ambergate (AMB)	d			1729									1830					1929
Belper (BLP)	d			1734		1758							1835					1934
Duffield (DFI)	d			1738									1839					1938
Derby (DBY)	6 a	1731	1737	1745	1807	1807		1819		1837	1842	1846				1932	1941	1945
Derby (DBY)	6 d	1740		1747				1823	1832	1843		1854	1932					1940
Spondon (SPO)	d			1751								1858						1947
Long Eaton (LGE)	d	1749		1758				1832	1839a	1851		1905	1939a			1949		1956
Attenborough (ATB)	d			1805				1822				1912		1921				2004
Beeston (BEE)	d	1757		1808				1840		1849	1859	1917		1925	1947	1958		2007
Nottingham (NOT)	6 a	1804		1817				1831	1847	1855	1906	1924		1932	1956	2004		2014
Newark Castle (NCT)	a							1902	1925						2003			
Lincoln (LCN)	a							1931						2034				
Grimsby Town (GMB)	a							2026										

NOTES (see introductory pages for explanation of train operator codes and standard symbols)

- a Arrival time
- d Departure time
- A From London St Pancras Int, see table 052
- C From Sheffield to London St Pancras Int, see table 052
- F From Leicester, see table 052
- J From Plymouth to Edinburgh, see table 050
- M From Reading to York, see table 050
- P From Leicester to Cleethorpes, see table 057
- Q From Plymouth to Leeds, see table 050

Bristol, Cardiff, Birmingham, Crewe, Stoke-on-Trent, Matlock and Derby to Nottingham

Mondays to Fridays until 6 October

Operator Train ID Days of operation/Notes 1st Class/Reservations/Bus/Ferry Catering facilities	XC	EM	EM	EM	EM	XC	XC	EM	EM	EM	EM	EM	EM	XC	EM	XC	EM	EM	EM
	1E64 G	2L83 P	1N27	1C95 C	1D71 A	1M95	1E67 Q	2A41	2L85 F	1N31	1C98 C	1D96 A	1M84	2A45	1E73 Q	1C04 C	2K32 R	1D81 A	
Bristol Temple Meads (BRI)	10 d						1835									1935			
Bristol Parkway (BPW)	7 d						1844									1944			
Cardiff Central (CDF)	7 d					1745						1845							
Newport (South Wales) (NWP)	d					1759						1859							
Chepstow (CPW)	d					1816						1918							
Lydney (LYD)	d																		
Gloucester (GCR)	7 d					1845						1949							
Cheltenham Spa (CNM)	d					1855	1915					1959		2015					
Ashchurch for Tewkesbury (ASC)	d					1903													
Worcestershire Parkway (WOP)	d					1914						2014							
University (UNI)	d					1939						2039							
Birmingham New Street (BHM)	12 d	1927				1949	2003					2049		2103					
Water Orton (WTO)	d																		
Wilnecote (WNE)	d					2004						2104							
Tamworth (TAM)	d					2008	2019					2108		2129					
Burton-on-Trent (BUT)	d					2020						2120		2140					
Willington (WIL)	d											2126							
Crewe (CRE)	10 d		1910							2010									
Alsager (ASG)	d		1919							2019									
Kidsgrove (KDG)	d		1923							2023									
Longport (LPT)	d																		
Stoke-on-Trent (SOT)	d		1934c							2034c									
Longton (LGN)	d		1940							2040									
Blythe Bridge (BYB)	d		1946							2046									
Uttoxeter (UTT)	d		1958							2058									
Tutbury & Hatton (TUT)	d		2007							2107									
Peartree (PEA)	d																		
Matlock (MAT)	d							2013					2117						
Matlock Bath (MTB)	d							2015					2119						
Cromford (CMF)	d							2018					2122						
Whatstandwell (WTS)	d							2023					2127						
Ambergate (AMB)	d							2029					2133						
Belper (BLP)	d							2034					2138						
Duffield (DFI)	d							2038					2142						
Derby (DBY)	6 a	1957	2021			2031	2037	2045		2120		2137	2149	2150					
Derby (DBY)	6 d		2025	2032		2040		2058		2123	2134	2146	2151		2220				
Spondon (SPO)	d							2102				2150							
Long Eaton (LGE)	d		2034	2039a		2049		2109		2132	2141a	2157	2200		2228a				
Attenborough (ATB)	d		2020						2121				2211			2220			
Beeston (BEE)	d		2024	2041		2046	2058	2117	2125	2139		2149	2210	2215		2224	2242		
Nottingham (NOT)	6 a		2030	2048		2053	2105	2124	2131	2146		2155	2217	2224		2230	2248		
Newark Castle (NCT)	a		2059							2204									
Lincoln (LCN)	a		2129							2234									
Grimsby Town (GMB)	a		2224																

NOTES (see introductory pages for explanation of train operator codes and standard symbols)

- a Arrival time
d Departure time
c Arrives 3 minutes earlier

- A From London St Pancras Int, see table 052
C From Sheffield to London St Pancras Int, see table 052
F From Leicester, see table 052
G From Reading to Newcastle, see table 050
P From Leicester to Cleethorpes, see table 057
Q From Plymouth to Leeds, see table 050
R From Peterborough, see table 054

Bristol, Cardiff, Birmingham, Crewe, Stoke-on-Trent, Matlock and Derby to Nottingham

Mondays to Fridays until 6 October

Operator Train ID Days of operation/Notes 1st Class/Reservations/Bus/Ferry Catering facilities	EM 1N33	EM 2A81	XC 1M85 S	EM 1C10 T	EM 2L87 F	EM 2A83	XC 1D87	EM 1D86 TSM A	EM 1D88 TSM A
Bristol Temple Meads (BRI)	10 d								
Bristol Parkway (BPW)	7 d								
Cardiff Central (CDF)	7 d		1950						
Newport (South Wales) (NWP)	d		2004						
Chepstow (CPW)	d		2025						
Lydney (LYD)	d		2034						
Gloucester (GCR)	7 d		2056						
Cheltenham Spa (CNM)	d		2106						
Ashchurch for Tewkesbury (ASC)	d								
Worcestershire Parkway (WOP)	d		2120						
University (UNI)	d		2148						
Birmingham New Street (BHM)	12 d		2203				2309		
Water Orton (WTO)	d								
Wilnecote (WNE)	d						2324		
Tamworth (TAM)	d		2227				2328		
Burton-on-Trent (BUT)	d		2239				2340		
Willington (WIL)	d						2346		
Crewe (CRE)	10 d	2121							
Alsager (ASG)	d	2131							
Kidsgrove (KDG)	d	2136							
Longport (LPT)	d	2141							
Stoke-on-Trent (SOT)	d	2147							
Longton (LGN)	d	2153							
Blythe Bridge (BYB)	d	2159							
Uttoxeter (UTT)	d	2211							
Tutbury & Hatton (TUT)	d	2220							
Peartree (PEA)	d								
Matlock (MAT)	d	2219				2312			
Matlock Bath (MTB)	d	2221				2314			
Cromford (CMF)	d	2224				2317			
Whatstandwell (WTS)	d	2229				2322			
Ambergate (AMB)	d	2235				2328			
Belper (BLP)	d	2239		2259		2333			
Duffield (DFI)	d	2243				2337			
Derby (DBY)	6 a	2233	2250	2308		2344	2354		
Derby (DBY)	6 d	2239	2253	2258		2346	2358		
Spondon (SPO)	d	2257	2302			2350			
Long Eaton (LGE)	d	2248	2304	2309		2357			
Attenborough (ATB)	d	2310	2316		2323	0004			
Beeston (BEE)	d	2255	2313	2320	2328	0007	0016	0213	
Nottingham (NOT)	8 a	2302	2319	2326	2334	0013	0018	0022	0219
Newark Castle (NCT)	a								
Lincoln (LCN)	a								
Grimsby Town (GMB)	a								

NOTES (see introductory pages for explanation of train operator codes and standard symbols)

a Arrival time

d Departure time

A From London St Pancras Int, see table 052

F From Leicester, see table 052

S Also calls at Severn Tunnel Jn 2014 and Caldicot 2017

T From Sheffield, see table 053

TSM Tuesday to Saturday mornings

Bristol, Cardiff, Birmingham, Crewe, Stoke-on-Trent, Matlock and Derby to Nottingham

Mondays to Fridays from 9 October

Operator Train ID Days of operation/Notes 1st Class/Reservations/Bus/Ferry Catering facilities	EM 2A83	EM 1D86	EM 1D64	EM 1D88	EM 1C01	EM 1B04	EM 2A01	EM 1C05	XC 2A00	EM 1C08	EM 1C11	XC 1S31	EM 1D01	EM 2A13	EM 2L57	EM 1D06	EM 1N01	EM 1C17	
	MX	MX A	MO A	MX A	MO B	B		C	1 ◇	C	C	D	E		F	A		C	
		☞	☞	☞	☞	☞		☞	☞	☞	☞	☞	☞			☞		☞	
Bristol Temple Meads (BRI)	10	d																	
Bristol Parkway (BPW)	7	d																	
Cardiff Central (CDF)	7	d																	
Newport (South Wales) (NWP)		d																	
Chepstow (CPW)		d																	
Lydney (LYD)		d																	
Gloucester (GCR)	7	d																	
Cheltenham Spa (CNM)		d																	
Ashchurch for Tewkesbury (ASC)		d																	
Worcestershire Parkway (WOP)		d																	
University (UNI)		d																	
Birmingham New Street (BHM)	12	d										0603							
Water Orton (WTO)		d																	
Wilnecote (WNE)		d																	
Tamworth (TAM)		d										0619							
Burton-on-Trent (BUT)		d										0630							
Willington (WIL)		d																	
Crewe (CRE)	10	d																0608	
Alsager (ASG)		d																0617	
Kidsgrove (KDG)		d																0621	
Longport (LPT)		d																0627	
Stoke-on-Trent (SOT)		d																0633	
Longton (LGN)		d																0639	
Blythe Bridge (BYB)		d																0645	
Uttoxeter (UTT)		d																0657	
Tutbury & Hatton (TUT)		d																0706	
Peartree (PEA)		d																0718	
Matlock (MAT)		d												0618					
Matlock Bath (MTB)		d												0620					
Cromford (CMF)		d												0623					
Whatstandwell (WTS)		d												0628					
Ambergate (AMB)		d												0634					
Belper (BLP)		d												0639					
Duffield (DFI)		d												0643					
Derby (DBY)	6	a										0640		0650				0721	
Derby (DBY)	6	d			0440	0447	0522	0530	0558	0602	0628			0651				0726	0733
Spondon (SPO)		d					0527							0655					
Long Eaton (LGE)		d			0447a	0455	0534	0537a		0609a	0635a			0702				0735	0740a
Attenborough (ATB)		d	0004				0545							0709				0745	
Beeston (BEE)		d	0007	0016	0023	0213	0519e	0549	0613				0707	0713	0725	0743		0749	
Nottingham (NOT)	8	a	0013	0022	0029	0219	0507	0559	0619				0713	0722	0732	0750		0756	
Newark Castle (NCT)		a														0803		0830	
Lincoln (LCN)		a													0836				
Grimsby Town (GMB)		a																	

NOTES (see introductory pages for explanation of train operator codes and standard symbols)

- a Arrival time
- d Departure time
- e Calls at Beeston after Nottingham
- A From London St Pancras Int, see table 052
- B To London St Pancras Int, see table 052
- C From Sheffield to London St Pancras Int, see table 052
- D To Edinburgh, see table 050
- E From Kettering, see table 052
- F From Leicester, see table 052
- MO Mondays only
- MX Not Mondays

Bristol, Cardiff, Birmingham, Crewe, Stoke-on-Trent, Matlock and Derby to Nottingham

Mondays to Fridays from 9 October

Operator Train ID Days of operation/Notes 1st Class/Reservations/Bus/Ferry Catering facilities	XC 1D51	XC 1S33 D 1	EM 2A15	EM 2L59 F	EM 1N03	EM 1C23 C	EM 1D11 A	XC 1D53	XC 1S35 D 1	EM 2A17	XC 1E79 G 1	EM 1C29 C	EM 2L61 F	EM 1D16 A	XC 1M00 H 1	XC 1S37 J 1	EM 2A19	EM 2L63 F	
Bristol Temple Meads (BRI)	10	d							0635									0735	
Bristol Parkway (BPW)	7	d							0644									0744	
Cardiff Central (CDF)	7	d													0640				
Newport (South Wales) (NWP)		d													0654				
Chepstow (CPW)		d													0715				
Lydney (LYD)		d													0724				
Gloucester (GCR)	7	d													0745				
Cheltenham Spa (CNM)		d						0714							0755	0815			
Ashchurch for Tewkesbury (ASC)		d													0803				
Worcestershire Parkway (WOP)		d													0814				
University (UNI)		d													0839				
Birmingham New Street (BHM)	12	d	0649	0703				0749	0803		0828				0849	0903			
Water Orton (WTO)		d																	
Wilnecote (WNE)		d	0704					0804							0904				
Tamworth (TAM)		d	0708	0719				0808	0819		0844				0908				
Burton-on-Trent (BUT)		d	0720	0731				0820	0830		0855				0920	0926			
Willington (WIL)		d	0726					0826											
Crewe (CRE)	10	d				0705													
Alsager (ASG)		d				0714													
Kidsgrove (KDG)		d				0718													
Longport (LPT)		d																	
Stoke-on-Trent (SOT)		d				0728													
Longton (LGN)		d				0734													
Blythe Bridge (BYB)		d				0740													
Uttoxeter (UTT)		d				0752													
Tutbury & Hatton (TUT)		d				0801													
Peartree (PEA)		d				0813													
Matlock (MAT)		d		0711						0812									0913
Matlock Bath (MTB)		d		0713						0814									0915
Cromford (CMF)		d		0716						0817									0918
Whatstandwell (WTS)		d		0721						0822									0923
Ambergate (AMB)		d		0727						0828									0929
Belper (BLP)		d		0733						0834									0935
Duffield (DFI)		d		0738						0838									0939
Derby (DBY)	6	a	0736	0742	0745		0817		0834	0840	0845	0907			0932	0936	0946		
Derby (DBY)	6	d	0742		0746		0823	0832	0840		0848		0932		0938				0950
Spondon (SPO)		d	0746		0750					0852									0954
Long Eaton (LGE)		d	0753		0757		0832	0839a	0849		0859		0940a		0948				1001
Attenborough (ATB)		d			0804	0819				0911				0918					1009
Beeston (BEE)		d	0802		0808	0823	0840		0849	0900				0922	0944	0957			1012
Nottingham (NOT)	6	a	0808		0815	0830	0849		0900	0906				0924	0929	0950	1003		1019
Newark Castle (NCT)		a			0900	0920								0957					1057
Lincoln (LCN)		a			0932									1026					1129
Grimsby Town (GMB)		a			1027														1224

NOTES (see introductory pages for explanation of train operator codes and standard symbols)

- a Arrival time
- d Departure time
- A From London St Pancras Int, see table 052
- C From Sheffield to London St Pancras Int, see table 052
- D To Edinburgh, see table 050
- F From Leicester, see table 052
- G From Reading to Newcastle, see table 050
- H Also calls at Severn Tunnel Jn 0704 and Caldicot 0707
- J From Plymouth to Edinburgh, see table 050

Bristol, Cardiff, Birmingham, Crewe, Stoke-on-Trent, Matlock and Derby to Nottingham

Mondays to Fridays from 9 October

Operator Train ID Days of operation/Notes 1st Class/Reservations/Bus/Ferry Catering facilities	EM 1D21 A	EM 1N07	EM 1C35 C	XC 1M92	XC 1S39 J	EM 2A21	EM 2L65 F	EM 1D26 A	EM 1N09	EM 1C41 C	XC 1M01	XC 1S41 J	EM 2A23	EM 2L67 F	EM 1D31 A	EM 1N11	EM 1C47 C	XC 1M60	
	♣		♣	♠◇	♠◇			♣		♣	♠◇	♠◇			♣		♣	♠◇	
Bristol Temple Meads (BRI)	10 d				0835							0932							
Bristol Parkway (BPW)	7 d				0844							0944c							
Cardiff Central (CDF)	7 d			0745							0845							0945	
Newport (South Wales) (NWP)	d			0801							0900							0959	
Chepstow (CPW)	d										0919							1016	
Lydney (LYD)	d			0827															
Gloucester (GCR)	7 d			0849							0949							1049	
Cheltenham Spa (CNM)	d			0859	0915						0959	1015						1059	
Ashchurch for Tewkesbury (ASC)	d																		
Worcestershire Parkway (WOP)	d			0914							1014							1114	
University (UNI)	d			0939							1039							1139	
Birmingham New Street (BHM)	12 d			0949	1003						1049	1103						1149	
Water Orton (WTO)	d																		
Wilnecote (WNE)	d										1105								
Tamworth (TAM)	d			1006	1019						1109							1206	
Burton-on-Trent (BUT)	d			1018							1120	1126						1218	
Willington (WIL)	d			1024														1224	
Crewe (CRE)	10 d		0910						1010									1110	
Alsager (ASG)	d		0919						1019									1119	
Kidsgrove (KDG)	d		0923						1023									1123	
Longport (LPT)	d																		
Stoke-on-Trent (SOT)	d		0933						1033									1133	
Longton (LGN)	d		0939						1039									1139	
Blythe Bridge (BYB)	d		0945						1045									1145	
Uttoxeter (UTT)	d		0957						1057									1157	
Tutbury & Hatton (TUT)	d		1006						1106									1206	
Peartree (PEA)	d																		
Matlock (MAT)	d					1012							1114						
Matlock Bath (MTB)	d					1014							1116						
Cromford (CMF)	d					1017							1119						
Whatstandwell (WTS)	d					1022							1124						
Ambergate (AMB)	d					1028							1130						
Belper (BLP)	d					1034							1137						
Duffield (DFI)	d					1039							1141						
Derby (DBY)	6 a		1019	1033	1038	1046			1119		1133	1136	1148				1219	1232	
Derby (DBY)	6 d		1023	1032	1039	1051			1123	1132	1140		1152				1223	1232	1240
Spondon (SPO)	d												1156						
Long Eaton (LGE)	d		1032	1040a	1049	1100			1133	1139a	1149		1203				1232	1239a	1249
Attenborough (ATB)	d					1108	1120							1220					
Beeston (BEE)	d	1044	1049		1057	1112	1124	1142	1146		1157		1215	1224	1242	1246		1257	
Nottingham (NOT)	6 a	1050	1055		1103	1119	1132	1150	1155		1204		1224	1232	1250	1255		1303	
Newark Castle (NCT)	a		1126						1157		1232				1257		1328		
Lincoln (LCN)	a								1227						1330				
Grimsby Town (GMB)	a														1425				

NOTES (see introductory pages for explanation of train operator codes and standard symbols)

- a Arrival time
- d Departure time
- c Arrives 3 minutes earlier

- A From London St Pancras Int, see table 052
- C From Sheffield to London St Pancras Int, see table 052
- F From Leicester, see table 052
- J From Plymouth to Edinburgh, see table 050

Bristol, Cardiff, Birmingham, Crewe, Stoke-on-Trent, Matlock and Derby to Nottingham

Mondays to Fridays from 9 October

Operator Train ID Days of operation/Notes 1st Class/Reservations/Bus/Ferry Catering facilities	XC 1S43 K ◇	EM 2A25	EM 2L69 F	EM 1D36 A	EM 1N13	EM 1C53 C	XC 1M94 ◇	XC 1S45 FX J ◇	XC 1S45 FO L ◇	EM 2A27	XC 1E40 M ◇	EM 1C59 C	EM 2L71 F	EM 1D41 A	XC 1M64 ◇	XC 1S47 K ◇	EM 2A29	EM 2L73 F
Bristol Temple Meads (BRI)	10 d	1035						1135	1135							1235		
Bristol Parkway (BPW)	7 d	1044						1144	1144							1244		
Cardiff Central (CDF)	7 d						1045								1145			
Newport (South Wales) (NWP)	d						1101								1159			
Chepstow (CPW)	d														1216			
Lydney (LYD)	d						1125											
Gloucester (GCR)	7 d						1149								1245			
Cheltenham Spa (CNM)	d	1115					1159	1215	1215						1255	1315		
Ashchurch for Tewkesbury (ASC)	d														1303			
Worcestershire Parkway (WOP)	d						1214								1314			
University (UNI)	d						1239								1339			
Birmingham New Street (BHM)	12 d	1203					1249	1303	1303		1330				1349	1403		
Water Orton (WTO)	d																	
Wilnecote (WNE)	d						1304								1404			
Tamworth (TAM)	d	1220					1308				1346				1408	1419		
Burton-on-Trent (BUT)	d	1230					1320	1326	1326		1356				1420			
Willington (WIL)	d																	
Crewe (CRE)	10 d				1210													
Alsager (ASG)	d				1219													
Kidsgrove (KDG)	d				1223													
Longport (LPT)	d																	
Stoke-on-Trent (SOT)	d				1233													
Longton (LGN)	d				1239													
Blythe Bridge (BYB)	d				1245													
Uttoxeter (UTT)	d				1257													
Tutbury & Hatton (TUT)	d				1306													
Peartree (PEA)	d																	
Matlock (MAT)	d		1213								1314							1414
Matlock Bath (MTB)	d		1215								1316							1416
Cromford (CMF)	d		1218								1319							1419
Whatstandwell (WTS)	d		1223								1324							1424
Ambergate (AMB)	d		1229								1330							1430
Belper (BLP)	d		1235								1336							1436
Duffield (DFI)	d		1239								1340							1440
Derby (DBY)	6 a	1241	1246		1319		1332	1339	1339	1348	1407				1432	1438	1448	
Derby (DBY)	6 d		1249		1325	1332	1340				1351		1432		1440		1450	
Spondon (SPO)	d										1355							
Long Eaton (LGE)	d		1258		1334	1339a	1349				1402		1439a		1449		1459	
Attenborough (ATB)	d		1307	1320										1419			1507	1519
Beeston (BEE)	d		1311	1324	1343	1347		1357		1410				1422	1442	1457	1511	1523
Nottingham (NOT)	6 a		1318	1332	1350	1355		1403		1418				1432	1450	1503	1518	1532
Newark Castle (NCT)	a			1356	1428									1459				1555
Lincoln (LCN)	a			1425										1530				1624
Grimsby Town (GMB)	a													1626				

NOTES (see introductory pages for explanation of train operator codes and standard symbols)

a Arrival time
d Departure time

A From London St Pancras Int, see table 052
C From Sheffield to London St Pancras Int, see table 052
F From Leicester, see table 052
J From Plymouth to Edinburgh, see table 050
K From Penzance to Edinburgh, see table 050
L From Plymouth to Aberdeen, see table 050
M From Reading to York, see table 050

FO Fridays only
FX Not Fridays

Bristol, Cardiff, Birmingham, Crewe, Stoke-on-Trent, Matlock and Derby to Nottingham

Mondays to Fridays from 9 October

Operator Train ID Days of operation/Notes 1st Class/Reservations/Bus/Ferry Catering facilities	EM 1D46 A	EM 1N17 C	EM 1C65 C	XC 1M99 J	XC 1S49 J	EM 2A31	EM 2L75 F	EM 1D51 A	EM 1N19	EM 1C71 C	XC 1M68 J	XC 1S51 N	EM 2A33	EM 2L77 F	XC 1E52 G	EM 1N21	EM 1C77 C	EM 1D90 A
Bristol Temple Meads (BRI)	10 d				1335							1435						
Bristol Parkway (BPW)	7 d				1344							1444						
Cardiff Central (CDF)	7 d			1245							1345							
Newport (South Wales) (NWP)	d			1259							1359							
Chepstow (CPW)	d			1316														
Lydney (LYD)	d										1423							
Gloucester (GCR)	7 d			1349							1449							
Cheltenham Spa (CNM)	d			1359	1415						1459	1515						
Ashchurch for Tewkesbury (ASC)	d																	
Worcestershire Parkway (WOP)	d			1414							1514							
University (UNI)	d			1439							1539							
Birmingham New Street (BHM)	12 d			1449	1503						1549	1603			1630			
Water Orton (WTO)	d																	
Wilnecote (WNE)	d			1504							1604							
Tamworth (TAM)	d			1508							1608	1620			1646			
Burton-on-Trent (BUT)	d			1520	1526						1620				1656			
Willington (WIL)	d			1526														
Crewe (CRE)	10 d	1410							1510								1610	
Alsager (ASG)	d	1419							1519								1619	
Kidsgrove (KDG)	d	1423							1523								1623	
Longport (LPT)	d																	
Stoke-on-Trent (SOT)	d	1433							1533								1632	
Longton (LGN)	d	1439							1539								1638	
Blythe Bridge (BYB)	d	1445							1545								1644	
Uttoxeter (UTT)	d	1457							1557								1656	
Tutbury & Hatton (TUT)	d	1506							1606								1705	
Peartree (PEA)	d																1717	
Matlock (MAT)	d					1514							1614					
Matlock Bath (MTB)	d					1516							1616					
Cromford (CMF)	d					1519							1619					
Whatstandwell (WTS)	d					1524							1624					
Ambergate (AMB)	d					1530							1630					
Belper (BLP)	d					1537							1636					
Duffield (DFI)	d					1541							1640					
Derby (DBY)	6 a	1519		1536	1538	1548			1619		1631	1640	1647		1707	1719		
Derby (DBY)	6 d	1525	1532	1541		1550			1623	1633	1641		1651			1723	1734	
Spondon (SPO)	d					1554							1655					
Long Eaton (LGE)	d	1536	1539a	1550		1601			1632	1640a	1650		1702			1732	1742a	
Attenborough (ATB)	d					1608	1620						1710	1720				
Beeston (BEE)	d	1542	1546	1558	1611	1624	1641	1647		1658			1713	1724		1740		1744
Nottingham (NOT)	6 a	1550	1555	1604		1617	1632	1650	1655	1704			1724	1732		1747		1751
Newark Castle (NCT)	a	1628						1700		1729					1801	1823		
Lincoln (LCN)	a							1731						1834				
Grimsby Town (GMB)	a							1826										

NOTES (see introductory pages for explanation of train operator codes and standard symbols)

- a Arrival time
- d Departure time
- A From London St Pancras Int, see table 052
- C From Sheffield to London St Pancras Int, see table 052
- F From Leicester, see table 052
- G From Reading to Newcastle, see table 050
- J From Plymouth to Edinburgh, see table 050
- N From Plymouth to Glasgow Central, see table 050

Bristol, Cardiff, Birmingham, Crewe, Stoke-on-Trent, Matlock and Derby to Nottingham

Mondays to Fridays from 9 October

Operator Train ID Days of operation/Notes 1st Class/Reservations/Bus/Ferry Catering facilities	XC 1M98	XC 1S53 J	EM 2A35	XC 1E56 M	EM 1C80 C	EM 2L79 P	EM 1N23	EM 1C83 C	EM 1D61 A	XC 1M73	XC 1S55 J	EM 2A37	EM 1C89 C	EM 2L81 F	EM 1D66 A	XC 1M75	XC 1E63 Q	EM 2A39
	1◇	1◇		1◇	♣			♣	♣	1◇	1◇		♣		♣	1◇	1◇	
	♣	♣		♣	♣			♣	♣	♣	♣		♣		♣	♣	♣	
Bristol Temple Meads (BRI)	10 d		1535								1635							1735
Bristol Parkway (BPW)	7 d		1544								1644							1744
Cardiff Central (CDF)	7 d	1445								1544								1645
Newport (South Wales) (NWP)	d	1459								1559								1659
Chepstow (CPW)	d	1519								1616								
Lydney (LYD)	d																	1725
Gloucester (GCR)	7 d	1549								1645								1749
Cheltenham Spa (CNM)	d	1559	1615							1655	1715							1759
Ashchurch for Tewkesbury (ASC)	d									1703								1815
Worcestershire Parkway (WOP)	d	1614								1714								1814
University (UNI)	d	1639								1739								1839
Birmingham New Street (BHM)	12 d	1649	1703		1730					1749	1803							1849
Water Orton (WTO)	d									1759								1903
Wilnecote (WNE)	d	1704								1808								1904
Tamworth (TAM)	d	1708			1746					1812	1819							1908
Burton-on-Trent (BUT)	d	1720	1727		1756					1823								1920
Willington (WIL)	d									1829								1931
Crewe (CRE)	10 d						1710											
Alsager (ASG)	d						1719											
Kidsgrove (KDG)	d						1723											
Longport (LPT)	d																	
Stoke-on-Trent (SOT)	d						1733											
Longton (LGN)	d						1739											
Blythe Bridge (BYB)	d						1745											
Uttoxeter (UTT)	d						1757											
Tutbury & Hatton (TUT)	d						1806											
Peartree (PEA)	d																	
Matlock (MAT)	d			1712									1813					1912
Matlock Bath (MTB)	d			1714									1815					1914
Cromford (CMF)	d			1717									1818					1917
Whatstandwell (WTS)	d			1722									1823					1922
Ambergate (AMB)	d			1728									1829					1928
Belper (BLP)	d			1734		1758							1835					1934
Duffield (DFI)	d			1738									1839					1938
Derby (DBY)	6 a	1731	1737	1745	1807	1807		1819		1837	1842	1846				1932	1941	1945
Derby (DBY)	6 d	1740		1747				1823	1832	1843		1854	1932					1940
Spondon (SPO)	d			1751								1858						1947
Long Eaton (LGE)	d	1749		1758				1832	1839a	1851		1905	1939a			1949		1956
Attenborough (ATB)	d			1805				1822				1912			1921			2004
Beeston (BEE)	d	1757		1808				1840		1849	1859	1917			1925	1947	1958	2007
Nottingham (NOT)	6 a	1804		1817				1831	1847	1855	1906	1924			1932	1956	2004	2014
Newark Castle (NCT)	a							1902	1925						2003			
Lincoln (LCN)	a							1931						2034				
Grimsby Town (GMB)	a							2026										

NOTES (see introductory pages for explanation of train operator codes and standard symbols)

- a Arrival time
- d Departure time
- A From London St Pancras Int, see table 052
- C From Sheffield to London St Pancras Int, see table 052
- F From Leicester, see table 052
- J From Plymouth to Edinburgh, see table 050
- M From Reading to York, see table 050
- P From Leicester to Cleethorpes, see table 057
- Q From Plymouth to Leeds, see table 050

Bristol, Cardiff, Birmingham, Crewe, Stoke-on-Trent, Matlock and Derby to Nottingham

Mondays to Fridays from 9 October

Operator Train ID Days of operation/Notes 1st Class/Reservations/Bus/Ferry Catering facilities	XC 1E64 G ◇ ♣	EM 2L83 P	EM 1N27	EM 1C95 C	EM 1D71 A	XC 1M95 ◇ ♣	XC 1E67 Q ◇ ♣	EM 2A41	EM 2L85 F	EM 1N31	EM 1C98 C	EM 1D96 A	XC 1M84 ◇ ♣	EM 2A45	XC 1E73 Q ◇ ♣	EM 1C04 C	EM 2K32 R	EM 1D81 A	
Bristol Temple Meads (BRI)	10	d					1835												
Bristol Parkway (BPW)	7	d					1844									1935			
Cardiff Central (CDF)	7	d				1745							1845						
Newport (South Wales) (NWP)		d				1759							1859						
Chepstow (CPW)		d				1816							1918						
Lydney (LYD)		d																	
Gloucester (GCR)	7	d				1845							1949						
Cheltenham Spa (CNM)		d				1855	1915						1959		2015				
Ashchurch for Tewkesbury (ASC)		d				1903													
Worcestershire Parkway (WOP)		d				1914							2014						
University (UNI)		d				1939							2039						
Birmingham New Street (BHM)	12	d	1927			1949	2003						2049		2103				
Water Orton (WTO)		d																	
Wilnecote (WNE)		d				2004							2104						
Tamworth (TAM)		d				2008	2019						2108		2129				
Burton-on-Trent (BUT)		d				2020							2120		2140				
Willington (WIL)		d											2126						
Crewe (CRE)	10	d		1910							2010								
Alsager (ASG)		d		1919							2019								
Kidsgrove (KDG)		d		1923							2023								
Longport (LPT)		d																	
Stoke-on-Trent (SOT)		d		1934c							2034c								
Longton (LGN)		d		1940							2040								
Blythe Bridge (BYB)		d		1946							2046								
Uttoxeter (UTT)		d		1958							2058								
Tutbury & Hatton (TUT)		d		2007							2107								
Peartree (PEA)		d																	
Matlock (MAT)		d						2012						2116					
Matlock Bath (MTB)		d						2014						2118					
Cromford (CMF)		d						2017						2121					
Whatstandwell (WTS)		d						2022						2126					
Ambergate (AMB)		d						2028						2132					
Belper (BLP)		d						2034						2138					
Duffield (DFI)		d						2038						2142					
Derby (DBY)	6	a	1957	2021		2031	2037	2045		2120			2137	2149	2150				
Derby (DBY)	6	d		2025	2032	2040		2058		2123	2134		2146	2151		2220			
Spondon (SPO)		d						2102					2150						
Long Eaton (LGE)		d		2034	2039a	2049		2109		2132	2141a		2157	2200		2228a			
Attenborough (ATB)		d	2020						2121					2211			2220		
Beeston (BEE)		d	2024	2041		2046	2058		2117	2125	2139		2149	2210	2215		2224	2242	
Nottingham (NOT)	6	a	2030	2048		2053	2105		2124	2131	2146		2155	2217	2224		2230	2248	
Newark Castle (NCT)		a	2059						2204										
Lincoln (LCN)		a	2129						2234										
Grimsby Town (GMB)		a	2224																

NOTES (see introductory pages for explanation of train operator codes and standard symbols)

- a Arrival time
d Departure time
c Arrives 3 minutes earlier

- A From London St Pancras Int, see table 052
C From Sheffield to London St Pancras Int, see table 052
F From Leicester, see table 052
G From Reading to Newcastle, see table 050
P From Leicester to Cleethorpes, see table 057
Q From Plymouth to Leeds, see table 050
R From Peterborough, see table 054

Bristol, Cardiff, Birmingham, Crewe, Stoke-on-Trent, Matlock and Derby to Nottingham

Mondays to Fridays from 9 October

Operator Train ID Days of operation/Notes 1st Class/Reservations/Bus/Ferry Catering facilities	EM 1N33	EM 2A81	XC 1M85 S	EM 1C10 T	EM 2L87 F	EM 2A83	XC 1D87	EM 1D86 TSM A	EM 1D88 TSM A	
Bristol Temple Meads (BRI)	10 d									
Bristol Parkway (BPW)	7 d									
Cardiff Central (CDF)	7 d		1950							
Newport (South Wales) (NWP)	d		2004							
Chepstow (CPW)	d		2025							
Lydney (LYD)	d		2034							
Gloucester (GCR)	7 d		2056							
Cheltenham Spa (CNM)	d		2106							
Ashchurch for Tewkesbury (ASC)	d									
Worcestershire Parkway (WOP)	d		2120							
University (UNI)	d		2148							
Birmingham New Street (BHM)	12 d		2203				2309			
Water Orton (WTO)	d									
Wilnecote (WNE)	d						2324			
Tamworth (TAM)	d		2227				2328			
Burton-on-Trent (BUT)	d		2239				2340			
Willington (WIL)	d						2346			
Crewe (CRE)	10 d	2121								
Alsager (ASG)	d	2131								
Kidsgrove (KDG)	d	2136								
Longport (LPT)	d	2141								
Stoke-on-Trent (SOT)	d	2147								
Longton (LGN)	d	2153								
Blythe Bridge (BYB)	d	2159								
Uttoxeter (UTT)	d	2211								
Tutbury & Hatton (TUT)	d	2220								
Peartree (PEA)	d									
Matlock (MAT)	d	2218				2311				
Matlock Bath (MTB)	d	2220				2313				
Cromford (CMF)	d	2223				2316				
Whatstandwell (WTS)	d	2228				2321				
Ambergate (AMB)	d	2234				2327				
Belper (BLP)	d	2239		2259		2334				
Duffield (DFI)	d	2243				2338				
Derby (DBY)	6 a	2233	2250	2308		2345	2354			
Derby (DBY)	6 d	2239	2253	2258		2346	2358			
Spondon (SPO)	d		2257	2302		2350				
Long Eaton (LGE)	d	2248	2304	2309		2357				
Attenborough (ATB)	d		2310	2316		2323	0004			
Beeston (BEE)	d	2255	2313	2320		2328	0007	0016	0213	
Nottingham (NOT)	8 a	2302	2319	2326		2334	0013	0018	0022	0219
Newark Castle (NCT)	a									
Lincoln (LCN)	a									
Grimsby Town (GMB)	a									

NOTES (see introductory pages for explanation of train operator codes and standard symbols)

a Arrival time
d Departure time

A From London St Pancras Int, see table 052
F From Leicester, see table 052
S Also calls at Severn Tunnel Jn 2014 and Caldicot 2017
T From Sheffield, see table 053

TSM Tuesday to Saturday mornings

Bristol, Cardiff, Birmingham, Crewe, Stoke-on-Trent, Matlock and Derby to Nottingham

Saturdays until 7 October

Operator Train ID Days of operation/Notes 1st Class/Reservations/Bus/Ferry Catering facilities	EM	EM	EM	EM	EM	EM	EM	XC	EM	EM	EM	XC	EM	EM	EM	XC	XC	EM	
	2A83	1D86 A	1D88 A	1C02 B	1B04 B	2A53	1C11 C	1S31 D 1◇	1D01 E	2A13	2L57 F	1D50 1◇	1D06 A	1N01	1C17 C	1D51 1◇	1S33 D 1◇	2A15	
Bristol Temple Meads (BRI)	10	d																	
Bristol Parkway (BPW)	7	d																	
Cardiff Central (CDF)	7	d																	
Newport (South Wales) (NWP)		d																	
Chepstow (CPW)		d																	
Lydney (LYD)		d																	
Gloucester (GCR)	7	d																	
Cheltenham Spa (CNM)		d																	
Ashchurch for Tewkesbury (ASC)		d																	
Worcestershire Parkway (WOP)		d																	
University (UNI)		d																	
Birmingham New Street (BHM)	12	d						0603				0619				0649	0703		
Water Orton (WTO)		d																	
Wilnecote (WNE)		d										0634							
Tamworth (TAM)		d						0619				0638				0706	0719		
Burton-on-Trent (BUT)		d						0630				0650				0718	0730		
Willington (WIL)		d														0724			
Crewe (CRE)	10	d												0608					
Alsager (ASG)		d												0617					
Kidsgrove (KDG)		d												0621					
Longport (LPT)		d												0627					
Stoke-on-Trent (SOT)		d												0633					
Longton (LGN)		d												0639					
Blythe Bridge (BYB)		d												0645					
Uttoxeter (UTT)		d												0657					
Tutbury & Hatton (TUT)		d												0706					
Peartree (PEA)		d												0718					
Matlock (MAT)		d								0619									0710
Matlock Bath (MTB)		d								0621									0712
Cromford (CMF)		d								0624									0715
Whatstandwell (WTS)		d								0629									0720
Ambergate (AMB)		d								0635									0726
Belper (BLP)		d								0640									0731
Duffield (DFI)		d								0644									0735
Derby (DBY)	6	a						0640		0651				0701		0720		0734	0740
Derby (DBY)	6	d			0447	0459	0547	0628		0653			0710		0724	0732	0742		0746
Spondon (SPO)		d				0551							0714						0751
Long Eaton (LGE)		d			0454a	0508	0558	0636a		0702			0721		0735	0739a	0753		0758
Attenborough (ATB)		d	0004			0605						0723			0745				0812
Beeston (BEE)		d	0007	0016	0213	0608			0710	0715	0727	0732	0743	0749		0800			0816
Nottingham (NOT)	6	a	0013	0022	0219	0519	0615		0718	0722	0734	0738	0751	0756		0806			0824
Newark Castle (NCT)		a										0800			0831				
Lincoln (LCN)		a										0830							
Grimsby Town (GMB)		a																	

NOTES (see introductory pages for explanation of train operator codes and standard symbols)

- a Arrival time
- d Departure time
- A From London St Pancras Int, see table 052
- B To London St Pancras Int, see table 052
- C From Sheffield to London St Pancras Int, see table 052
- D To Edinburgh, see table 050
- E From Kettering, see table 052
- F From Leicester, see table 052

Bristol, Cardiff, Birmingham, Crewe, Stoke-on-Trent, Matlock and Derby to Nottingham

Saturdays until 7 October

Operator Train ID Days of operation/Notes 1st Class/Reservations/Bus/Ferry Catering facilities	EM 1S95 S	XC 1D52 1◇ ⌘	EM 2L59 F	EM 1D11 A	EM 1N03	EM 1C23 C	XC 1D53 1◇ ⌘	XC 1S35 D 1◇ ⌘	EM 2A17	XC 1D54 1◇ ⌘	XC 1E79 G 1◇ ⌘	EM 2L61 F	EM 1S93 T	EM 1C29 C	EM 1D16 A	XC 1M00 H 1◇ ⌘	XC 1S37 J 1◇ ⌘	EM 2A19
Bristol Temple Meads (BRI)	10 d							0615										0735
Bristol Parkway (BPW)	7 d							0624										0744
Cardiff Central (CDF)	7 d																	0640
Newport (South Wales) (NWP)	d																	0654
Chepstow (CPW)	d																	0715
Lydney (LYD)	d																	0724
Gloucester (GCR)	7 d							0659										0745
Cheltenham Spa (CNM)	d							0710										0755
Ashchurch for Tewkesbury (ASC)	d																	0803
Worcestershire Parkway (WOP)	d																	0814
University (UNI)	d																	0839
Birmingham New Street (BHM)	12 d		0714				0749	0803		0812	0830							0849
Water Orton (WTO)	d																	0903
Wilnecote (WNE)	d		0734															0904
Tamworth (TAM)	d		0738				0806	0819		0829								0908
Burton-on-Trent (BUT)	d		0750				0818	0830		0841								0920
Willington (WIL)	d						0824											0926
Crewe (CRE)	10 d					0709												
Alsager (ASG)	d					0718												
Kidsgrove (KDG)	d					0722												
Longport (LPT)	d																	
Stoke-on-Trent (SOT)	d					0735e												
Longton (LGN)	d					0742												
Blythe Bridge (BYB)	d					0747												
Uttoxeter (UTT)	d					0759												
Tutbury & Hatton (TUT)	d					0808												
Peartree (PEA)	d																	
Matlock (MAT)	d								0810									0913
Matlock Bath (MTB)	d								0812									0915
Cromford (CMF)	d								0815									0918
Whatstandwell (WTS)	d								0820									0923
Ambergate (AMB)	d								0826									0929
Belper (BLP)	d								0831									0934
Duffield (DFI)	d								0835									0938
Derby (DBY)	6 a		0804		0822		0835	0840	0842	0853	0903					0931	0936	0945
Derby (DBY)	6 d	0757	0808		0826	0832	0840		0848	0859			0923	0932		0940		0950
Spondon (SPO)	d								0852									0954
Long Eaton (LGE)	d		0817		0835	0839a	0849		0859					0940a		0949		1001
Attenborough (ATB)	d			0836					0906			0922						
Beeston (BEE)	d		0825	0839	0845	0850	0859	0910				0926			0941	0957		1013c
Nottingham (NOT)	6 a	0815	0831	0846	0853	0858	0905	0916	0921	0933	0939			0950	1005			1024
Newark Castle (NCT)	a			0913		0929						0956						
Lincoln (LCN)	a			0942								1026						
Grimsby Town (GMB)	a																	

NOTES (see introductory pages for explanation of train operator codes and standard symbols)

- a Arrival time
- d Departure time
- c Arrives 4 minutes earlier
- e Arrives 5 minutes earlier

- A From London St Pancras Int, see table 052
- C From Sheffield to London St Pancras Int, see table 052
- D To Edinburgh, see table 050
- F From Leicester, see table 052
- G From Reading to Newcastle, see table 050
- H Also calls at Severn Tunnel Jn 0704 and Caldicot 0707
- J From Plymouth to Edinburgh, see table 050
- S To Skegness, see table 058
- T Runs from 22 July to 9 September. To Skegness, see table 058

Bristol, Cardiff, Birmingham, Crewe, Stoke-on-Trent, Matlock and Derby to Nottingham

Saturdays until 7 October

Operator Train ID Days of operation/Notes 1st Class/Reservations/Bus/Ferry Catering facilities	XC 1D55	EM 2L63 F	EM 1D21 A	EM 1N07	EM 1C35 C	XC 1M92	XC 1S39 J	EM 2A21	XC 1D57	EM 2L65 F	EM 1D26 A	EM 1N09	EM 1C41 C	XC 1M01	XC 1S41 J	EM 2A23	XC 1D59	EM 2L67 F
	1◇ ⚡		⚡		⚡	1◇ ⚡	1◇ ⚡		1◇ ⚡		⚡		⚡	1◇ ⚡	1◇ ⚡		1◇ ⚡	
Bristol Temple Meads (BRI)	10 d						0835								0935			
Bristol Parkway (BPW)	7 d						0844								0944			
Cardiff Central (CDF)	7 d					0745								0845				
Newport (South Wales) (NWP)	d					0800								0859				
Chepstow (CPW)	d													0916				
Lydney (LYD)	d					0825												
Gloucester (GCR)	7 d					0849								0949				
Cheltenham Spa (CNM)	d					0859	0915							0959	1015			
Ashchurch for Tewkesbury (ASC)	d																	
Worcestershire Parkway (WOP)	d					0914								1014				
University (UNI)	d					0939								1039				
Birmingham New Street (BHM)	12 d	0918				0949	1003		1012					1049	1103		1112	
Water Orton (WTO)	d																	
Wilnecote (WNE)	d													1104				
Tamworth (TAM)	d	0935				1006	1019		1029					1108			1129	
Burton-on-Trent (BUT)	d	0946				1018			1041					1120	1126		1141	
Willington (WIL)	d					1024												
Crewe (CRE)	10 d			0910								1010						
Alsager (ASG)	d			0919								1019						
Kidsgrove (KDG)	d			0923								1023						
Longport (LPT)	d																	
Stoke-on-Trent (SOT)	d			0933								1033						
Longton (LGN)	d			0939								1039						
Blythe Bridge (BYB)	d			0945								1045						
Uttoxeter (UTT)	d			0957								1057						
Tutbury & Hatton (TUT)	d			1006								1106						
Peartree (PEA)	d																	
Matlock (MAT)	d							1013									1113	
Matlock Bath (MTB)	d							1015									1115	
Cromford (CMF)	d							1018									1118	
Whatstandwell (WTS)	d							1023									1123	
Ambergate (AMB)	d							1029									1129	
Belper (BLP)	d							1034									1134	
Duffield (DFI)	d							1038									1138	
Derby (DBY)	6 a	0959		1019		1032	1037	1045	1053			1119		1131	1136	1145	1155	
Derby (DBY)	6 d	1008		1023	1033	1040		1051	1101			1122	1132	1140		1150	1201	
Spondon (SPO)	d															1154		
Long Eaton (LGE)	d			1033	1040a	1049		1100				1131	1139a	1149		1201		
Attenborough (ATB)	d		1026					1108		1119								1220
Beeston (BEE)	d		1030	1042	1047	1057		1111		1123	1141	1147		1157		1210		1224
Nottingham (NOT)	6 a	1029	1037	1049	1055	1103		1125	1122	1136	1150	1155		1204		1216	1223	1233
Newark Castle (NCT)	a		1101	1127						1201		1235						1300
Lincoln (LCN)	a		1130							1230								1332
Grimsby Town (GMB)	a		1226															1428

NOTES (see introductory pages for explanation of train operator codes and standard symbols)

- a Arrival time
- d Departure time
- A From London St Pancras Int, see table 052
- C From Sheffield to London St Pancras Int, see table 052
- F From Leicester, see table 052
- J From Plymouth to Edinburgh, see table 050

Bristol, Cardiff, Birmingham, Crewe, Stoke-on-Trent, Matlock and Derby to Nottingham

Saturdays until 7 October

Operator Train ID Days of operation/Notes 1st Class/Reservations/Bus/Ferry Catering facilities	EM 1D31 A	EM 1N11	EM 1C47 C	XC 1M60	XC 1S43 K	EM 2A25	XC 1D61	EM 2L69 F	EM 1D36 A	EM 1N13	EM 1C53 C	XC 1M94	XC 1S45 L	EM 2A27	XC 1D63	XC 1E40 M	EM 1C59 C	EM 2L71 F
	♣		♣	♣	♣		♣		♣		♣	♣	♣		♣	♣	♣	
Bristol Temple Meads (BRI)	10 d				1035								1134					
Bristol Parkway (BPW)	7 d				1044								1143					
Cardiff Central (CDF)	7 d			0945								1045						
Newport (South Wales) (NWP)	d			0959								1100						
Chepstow (CPW)	d			1016														
Lydney (LYD)	d											1124						
Gloucester (GCR)	7 d			1049								1149						
Cheltenham Spa (CNM)	d			1059	1115							1159	1215					
Ashchurch for Tewkesbury (ASC)	d																	
Worcestershire Parkway (WOP)	d			1114								1214						
University (UNI)	d			1139								1239						
Birmingham New Street (BHM)	12 d			1149	1203		1212					1249	1303		1312	1328		
Water Orton (WTO)	d																	
Wilnecote (WNE)	d											1304						
Tamworth (TAM)	d			1206	1219		1229					1308			1329			
Burton-on-Trent (BUT)	d			1218			1241					1320	1326		1341			
Willington (WIL)	d			1224														
Crewe (CRE)	10 d		1110							1210								
Alsager (ASG)	d		1119							1219								
Kidsgrove (KDG)	d		1123							1223								
Longport (LPT)	d																	
Stoke-on-Trent (SOT)	d		1133							1233								
Longton (LGN)	d		1139							1239								
Blythe Bridge (BYB)	d		1145							1245								
Uttoxeter (UTT)	d		1157							1257								
Tutbury & Hatton (TUT)	d		1206							1306								
Peartree (PEA)	d																	
Matlock (MAT)	d					1213								1313				
Matlock Bath (MTB)	d					1215								1315				
Cromford (CMF)	d					1218								1318				
Whatstandwell (WTS)	d					1223								1323				
Ambergate (AMB)	d					1229								1329				
Belper (BLP)	d					1234								1334				
Duffield (DFI)	d					1238								1338				
Derby (DBY)	6 a		1219	1232	1237	1245	1252			1319		1331	1336	1345	1353	1358		
Derby (DBY)	6 d		1222	1232	1240	1250	1301			1322	1332	1340		1351	1401		1433	
Spondon (SPO)	d													1355				
Long Eaton (LGE)	d		1231	1239a	1249	1259				1331	1339a	1349		1402			1440a	
Attenborough (ATB)	d					1308		1320										1420
Beeston (BEE)	d	1241	1247		1257	1311		1324	1342	1346		1357		1410				1423
Nottingham (NOT)	6 a	1250	1255		1303	1317	1324	1336	1351	1355		1403		1417	1424			1433
Newark Castle (NCT)	a		1326						1400		1428							1502
Lincoln (LCN)	a							1429										1532
Grimsby Town (GMB)	a																	1628

NOTES (see introductory pages for explanation of train operator codes and standard symbols)

a Arrival time
d Departure time

A From London St Pancras Int, see table 052
C From Sheffield to London St Pancras Int, see table 052
F From Leicester, see table 052
K From Penzance to Edinburgh, see table 050
L From Plymouth to Aberdeen, see table 050
M From Reading to York, see table 050

Bristol, Cardiff, Birmingham, Crewe, Stoke-on-Trent, Matlock and Derby to Nottingham

Saturdays until 7 October

Operator Train ID Days of operation/Notes 1st Class/Reservations/Bus/Ferry Catering facilities	EM 1D41 A	XC 1M64 1◇	XC 1S47 K 1◇	EM 2A29	XC 1D65 1◇	EM 2L73 F	EM 1D46 A	EM 1N17	EM 1C65 C	XC 1M99 1◇	XC 1S49 J 1◇	EM 2A31	XC 1D67 1◇	EM 2L75 F	EM 1D51 A	EM 1N19	EM 1C71 C	XC 1M68 1◇
Bristol Temple Meads (BRI)	10 d		1235								1335							
Bristol Parkway (BPW)	7 d		1244								1344							
Cardiff Central (CDF)	7 d		1145							1245								1345
Newport (South Wales) (NWP)	d		1200							1259								1359
Chepstow (CPW)	d		1217							1316								
Lydney (LYD)	d																	1423
Gloucester (GCR)	7 d		1245							1349								1449
Cheltenham Spa (CNM)	d		1255	1315						1359	1415							1459
Ashchurch for Tewkesbury (ASC)	d		1303															
Worcestershire Parkway (WOP)	d		1314							1414								1514
University (UNI)	d		1339							1439								1539
Birmingham New Street (BHM)	12 d		1349	1403	1412					1449	1503		1512					1549
Water Orton (WTO)	d																	
Wilnecote (WNE)	d		1404							1504								1604
Tamworth (TAM)	d		1408	1419	1429					1508			1529					1608
Burton-on-Trent (BUT)	d		1420		1441					1520	1526		1541					1620
Willington (WIL)	d									1526								
Crewe (CRE)	10 d							1410										1510
Alsager (ASG)	d							1419										1519
Kidsgrove (KDG)	d							1423										1523
Longport (LPT)	d																	
Stoke-on-Trent (SOT)	d							1433										1533
Longton (LGN)	d							1439										1539
Blythe Bridge (BYB)	d							1445										1545
Uttoxeter (UTT)	d							1457										1557
Tutbury & Hatton (TUT)	d							1506										1606
Peartree (PEA)	d																	
Matlock (MAT)	d			1413								1513						
Matlock Bath (MTB)	d			1415								1515						
Cromford (CMF)	d			1418								1518						
Whatstandwell (WTS)	d			1423								1523						
Ambergate (AMB)	d			1429								1529						
Belper (BLP)	d			1434								1534						
Duffield (DFI)	d			1438								1538						
Derby (DBY)	6 a		1431	1437	1445	1453		1519		1536	1538	1545	1553			1619		1631
Derby (DBY)	6 d		1440		1450	1501		1524	1533	1540		1550	1601			1622	1634	1640
Spondon (SPO)	d											1554						
Long Eaton (LGE)	d		1449		1459			1533	1540a	1549		1601				1631	1641a	1649
Attenborough (ATB)	d				1508		1519					1609		1622				
Beeston (BEE)	d	1442	1457	1511		1523	1542	1546		1557		1612	1626	1642	1647			1657
Nottingham (NOT)	6 a	1450	1503	1517	1523	1533	1551	1555		1603		1626	1623	1631	1650	1655		1703
Newark Castle (NCT)	a					1602		1627						1701		1729		
Lincoln (LCN)	a					1632								1730				
Grimsby Town (GMB)	a													1827				

NOTES (see introductory pages for explanation of train operator codes and standard symbols)

a Arrival time
d Departure time

A From London St Pancras Int, see table 052
C From Sheffield to London St Pancras Int, see table 052
F From Leicester, see table 052
J From Plymouth to Edinburgh, see table 050
K From Penzance to Edinburgh, see table 050

Bristol, Cardiff, Birmingham, Crewe, Stoke-on-Trent, Matlock and Derby to Nottingham

Saturdays until 7 October

Operator	XC	EM	XC	XC	EM	EM	EM	EM	XC	XC	EM	XC	XC	EM	EM	EM	EM	XC
Train ID	1S51	2A33	1D70	1E52	2L77	1D56	1N21	1C77	1M98	1S53	2A35	1D72	1E56	2L79	1D61	1N23	1C83	1M73
Days of operation/Notes	N			G	P	A		C		J			M	F	A		C	
1st Class/Reservations/Bus/Ferry	1◇		1◇	1◇					1◇	1◇		1◇	1◇					1◇
Catering facilities	⌘		⌘	⌘					⌘	⌘		⌘	⌘					⌘
Bristol Temple Meads (BRI)	10 d	1435								1535								
Bristol Parkway (BPW)	7 d	1444								1544								
Cardiff Central (CDF)	7 d								1445									1545
Newport (South Wales) (NWP)	d								1459									1559
Chepstow (CPW)	d								1518									1616
Lydney (LYD)	d																	
Gloucester (GCR)	7 d								1549									1645
Cheltenham Spa (CNM)	d	1515							1559	1615								1655
Ashchurch for Tewkesbury (ASC)	d																	1703
Worcestershire Parkway (WOP)	d								1614									1714
University (UNI)	d								1639									1739
Birmingham New Street (BHM)	12 d	1603		1612	1630				1649	1703		1712	1730					1749
Water Orton (WTO)	d																	
Wilnecote (WNE)	d								1704									1804
Tamworth (TAM)	d	1620		1629					1708			1730						1808
Burton-on-Trent (BUT)	d			1641	1654				1720	1726		1744						1820
Willington (WIL)	d																	1826
Crewe (CRE)	10 d						1610										1710	
Alsager (ASG)	d						1619										1719	
Kidsgrove (KDG)	d						1623										1723	
Longport (LPT)	d																	
Stoke-on-Trent (SOT)	d						1632										1733	
Longton (LGN)	d						1638										1739	
Blythe Bridge (BYB)	d						1644										1745	
Uttoxeter (UTT)	d						1656										1757	
Tutbury & Hatton (TUT)	d						1705										1806	
Peartree (PEA)	d						1717											
Matlock (MAT)	d		1613									1713						
Matlock Bath (MTB)	d		1615									1715						
Cromford (CMF)	d		1618									1718						
Whatstandwell (WTS)	d		1623									1723						
Ambergate (AMB)	d		1629									1729						
Belper (BLP)	d		1634									1734						
Duffield (DFI)	d		1638									1738						
Derby (DBY)	6 a	1639	1645	1653	1704		1719		1731	1736	1745	1755	1803			1819		1836
Derby (DBY)	6 d	1650	1701				1723	1732	1740		1750	1759				1824	1832	1840
Spondon (SPO)	d	1654									1754							
Long Eaton (LGE)	d	1701	1710				1732	1739a	1749		1801	1808				1833	1839a	1849
Attenborough (ATB)	d	1708			1723						1808			1818				
Beeston (BEE)	d	1711	1718		1727	1742	1748		1757		1811	1817		1822	1842	1846		1857
Nottingham (NOT)	6 a	1717	1724		1734	1750	1754		1803		1817	1824		1831	1852	1855		1903
Newark Castle (NCT)	a						1803		1825					1901		1931		
Lincoln (LCN)	a						1832							1931				
Grimsby Town (GMB)	a						1930											

NOTES (see introductory pages for explanation of train operator codes and standard symbols)

- a Arrival time
- d Departure time
- A From London St Pancras Int, see table 052
- C From Sheffield to London St Pancras Int, see table 052
- F From Leicester, see table 052
- G From Reading to Newcastle, see table 050
- J From Plymouth to Edinburgh, see table 050
- M From Reading to York, see table 050
- N From Plymouth to Glasgow Central, see table 050
- P From Leicester to Cleethorpes, see table 057

Bristol, Cardiff, Birmingham, Crewe, Stoke-on-Trent, Matlock and Derby to Nottingham

Saturdays until 7 October

Operator	XC	EM	XC	EM	EM	EM	XC	XC	EM	XC	XC	EM	EM	EM	EM	XC	XC	EM
Train ID	1S55	2A37	1D74	1C89	2L81	1D66	1M75	1E63	2A39	1D76	1E64	2L83	1D71	1N27	1C95	1M95	1E67	2A41
Days of operation/Notes	J			C	F	A		U			G	F	A		C		Q	
1st Class/Reservations/Bus/Ferry	1◇		1◇				1◇	1◇		1◇	1◇					1◇	1◇	
Catering facilities	☞		☞	☞		☞	☞	☞		☞	☞		☞		☞	☞	☞	
Bristol Temple Meads (BRI)	10 d	1635						1735										1835
Bristol Parkway (BPW)	7 d	1644						1744										1844
Cardiff Central (CDF)	7 d						1645									1745		
Newport (South Wales) (NWP)	d						1659									1759		
Chepstow (CPW)	d															1817		
Lydney (LYD)	d						1724											
Gloucester (GCR)	7 d						1749									1845		
Cheltenham Spa (CNM)	d	1715					1759	1815								1855	1915	
Ashchurch for Tewkesbury (ASC)	d															1903		
Worcestershire Parkway (WOP)	d						1814									1914		
University (UNI)	d						1839									1939		
Birmingham New Street (BHM)	12 d	1803		1812			1849	1903		1912	1930					1949	2003	
Water Orton (WTO)	d																	
Wilnecote (WNE)	d						1904									2004		
Tamworth (TAM)	d	1819		1829			1908			1929						2008	2020	
Burton-on-Trent (BUT)	d			1841			1920	1926		1941						2020		
Willington (WIL)	d																	
Crewe (CRE)	10 d													1910				
Alsager (ASG)	d													1919				
Kidsgrove (KDG)	d													1923				
Longport (LPT)	d													1929				
Stoke-on-Trent (SOT)	d													1934				
Longton (LGN)	d													1940				
Blythe Bridge (BYB)	d													1946				
Uttoxeter (UTT)	d													1958				
Tutbury & Hatton (TUT)	d													2007				
Peartree (PEA)	d																	
Matlock (MAT)	d		1813						1913									2013
Matlock Bath (MTB)	d		1815						1915									2015
Cromford (CMF)	d		1818						1918									2018
Whatstandwell (WTS)	d		1823						1923									2023
Ambergate (AMB)	d		1829						1929									2029
Belper (BLP)	d		1834						1934									2034
Duffield (DFI)	d		1838						1938									2038
Derby (DBY)	6 a	1838	1845	1852			1931	1937	1945	1952	2003			2020		2031	2039	2045
Derby (DBY)	6 d		1850	1856	1933		1940		1948	1959				2023	2033	2040		2051
Spondon (SPO)	d		1854															2055
Long Eaton (LGE)	d		1901	1905	1940a		1949		1957					2032	2040a	2049		2102
Attenborough (ATB)	d					1919			2006			2019						
Beeston (BEE)	d		1909	1915		1923	1942	1957	2009			2023	2042	2046		2057		2110
Nottingham (NOT)	6 a		1916	1924		1930	1951	2003	2015	2020		2029	2048	2053		2103		2122
Newark Castle (NCT)	a					1958						2057						
Lincoln (LCN)	a					2022						2127						
Grimsby Town (GMB)	a																	

NOTES (see introductory pages for explanation of train operator codes and standard symbols)

- a Arrival time
- d Departure time
- A From London St Pancras Int, see table 052
- C From Sheffield to London St Pancras Int, see table 052
- F From Leicester, see table 052
- G From Reading to Newcastle, see table 050
- J From Plymouth to Edinburgh, see table 050
- Q From Plymouth to Leeds, see table 050
- U From Plymouth to York, see table 050

Bristol, Cardiff, Birmingham, Crewe, Stoke-on-Trent, Matlock and Derby to Nottingham

Saturdays until 7 October

Operator Train ID Days of operation/Notes 1st Class/Reservations/Bus/Ferry Catering facilities	EM 2L85 F	EM 1D96 A	EM 1N31	EM 1C98 V	XC 1M84	XC 1E73 Q	EM 2A45	EM 1M95 R	EM 1N33	XC 1M83 W	EM 2A81	EM 2L87 F	EM 1D81 A	XC 1M85 X	XC 1M87	EM 2L89 F	EM 2A83	EM 1D86 SUM A
Bristol Temple Meads (BRI)	10 d					1931				2031								
Bristol Parkway (BPW)	7 d					1940				2040								
Cardiff Central (CDF)	7 d				1845									1958	2048			
Newport (South Wales) (NWP)	d				1859									2014	2102			
Chepstow (CPW)	d				1916									2036				
Lydney (LYD)	d													2044				
Gloucester (GCR)	7 d				1949									2107	2149			
Cheltenham Spa (CNM)	d				1959	2011				2111				2117	2159			
Ashchurch for Tewkesbury (ASC)	d													2125				
Worcestershire Parkway (WOP)	d				2014												2214	
University (UNI)	d				2039									2200			2239	
Birmingham New Street (BHM)	12 d				2049	2103				2203				2210	2249			
Water Orton (WTO)	d																	
Wilnecote (WNE)	d				2104												2304	
Tamworth (TAM)	d				2108	2120				2219				2228	2308			
Burton-on-Trent (BUT)	d				2120	2131				2230				2240	2320			
Willington (WIL)	d													2246				
Crewe (CRE)	10 d		2010						2127									
Alsager (ASG)	d		2019						2136									
Kidsgrove (KDG)	d		2023						2140									
Longport (LPT)	d		2029						2146									
Stoke-on-Trent (SOT)	d		2034						2151									
Longton (LGN)	d		2040						2157									
Blythe Bridge (BYB)	d		2046						2203									
Uttoxeter (UTT)	d		2058						2215									
Tutbury & Hatton (TUT)	d		2107						2224									
Peartree (PEA)	d																	
Matlock (MAT)	d						2115				2213							2313
Matlock Bath (MTB)	d						2117				2215							2315
Cromford (CMF)	d						2120				2218							2318
Whatstandwell (WTS)	d						2125				2223							2323
Ambergate (AMB)	d						2131				2229							2329
Belper (BLP)	d						2136	2228			2234							2334
Duffield (DFI)	d						2140				2238							2338
Derby (DBY)	6 a		2120		2135	2142	2147	2236	2238	2241	2246			2255	2331			2345
Derby (DBY)	6 d		2131	2135	2146		2154							2259				2347
Spondon (SPO)	d				2150													
Long Eaton (LGE)	d		2140	2143a	2157		2203							2310				2356
Attenborough (ATB)	d	2120					2213					2220				2357	0004	
Beeston (BEE)	d	2124	2142	2148		2211	2216					2224	2242	2321		0002	0007	0013
Nottingham (NOT)	8 a	2130	2148	2156		2216	2225					2230	2248	2327		0008	0014	0018
Newark Castle (NCT)	a	2205																
Lincoln (LCN)	a	2232																
Grimsby Town (GMB)	a																	

NOTES (see introductory pages for explanation of train operator codes and standard symbols)

- a Arrival time
- d Departure time
- A From London St Pancras Int, see table 052
- F From Leicester, see table 052
- Q From Plymouth to Leeds, see table 050
- R From Sheffield, see table 053
- V From Sheffield to Leicester, see table 052
- W From Plymouth, see table 050
- X Also calls at Severn Tunnel Jn 2025 and Caldicot 2027
- SUM Sunday mornings

Bristol, Cardiff, Birmingham, Crewe, Stoke-on-Trent, Matlock and Derby to Nottingham

Saturdays from 14 October

Operator Train ID Days of operation/Notes 1st Class/Reservations/Bus/Ferry Catering facilities	EM	EM	EM	EM	EM	EM	EM	XC	EM	EM	XC	EM	EM	EM	XC	XC	EM			
	2A83	1D86 A	1D88 A	1C02 B	1B04 B	2A53	1C11 C	1S31 D 1◇	1D01 E	2A13	2L57 F	1D50 1◇	1D06 A	1N01	1C17 C	1D51 1◇	1S33 D 1◇	2A15		
Bristol Temple Meads (BRI)	10	d																		
Bristol Parkway (BPW)	7	d																		
Cardiff Central (CDF)	7	d																		
Newport (South Wales) (NWP)		d																		
Chepstow (CPW)		d																		
Lydney (LYD)		d																		
Gloucester (GCR)	7	d																		
Cheltenham Spa (CNM)		d																		
Ashchurch for Tewkesbury (ASC)		d																		
Worcestershire Parkway (WOP)		d																		
University (UNI)		d																		
Birmingham New Street (BHM)	12	d						0603				0619				0649	0703			
Water Orton (WTO)		d																		
Wilnecote (WNE)		d										0634								
Tamworth (TAM)		d						0619				0638				0706	0719			
Burton-on-Trent (BUT)		d						0630				0650				0718	0730			
Willington (WIL)		d														0724				
Crewe (CRE)	10	d												0608						
Alsager (ASG)		d												0617						
Kidsgrove (KDG)		d												0621						
Longport (LPT)		d												0627						
Stoke-on-Trent (SOT)		d												0633						
Longton (LGN)		d												0639						
Blythe Bridge (BYB)		d												0645						
Uttoxeter (UTT)		d												0657						
Tutbury & Hatton (TUT)		d												0706						
Peartree (PEA)		d												0718						
Matlock (MAT)		d								0618								0709		
Matlock Bath (MTB)		d								0620								0711		
Cromford (CMF)		d								0623								0714		
Whatstandwell (WTS)		d								0628								0719		
Ambergate (AMB)		d								0634								0725		
Belper (BLP)		d								0640								0731		
Duffield (DFI)		d								0644								0735		
Derby (DBY)	6	a						0640		0651				0701		0720		0734	0740	0742
Derby (DBY)	6	d			0447	0459	0547	0628		0653			0710		0724	0732	0742			0746
Spondon (SPO)		d				0551							0714							0751
Long Eaton (LGE)		d			0454a	0508	0558	0636a		0702			0721		0735	0739a	0753			0758
Attenborough (ATB)		d	0004			0605						0723			0745					0812
Beeston (BEE)		d	0007	0016	0213	0608			0710	0715	0727	0732	0743	0749		0800				0816
Nottingham (NOT)	6	a	0013	0022	0219	0519	0615		0718	0722	0734	0738	0751	0756	0806					0824
Newark Castle (NCT)		a										0800			0831					
Lincoln (LCN)		a										0830								
Grimsby Town (GMB)		a																		

NOTES (see introductory pages for explanation of train operator codes and standard symbols)

- a Arrival time
- d Departure time
- A From London St Pancras Int, see table 052
- B To London St Pancras Int, see table 052
- C From Sheffield to London St Pancras Int, see table 052
- D To Edinburgh, see table 050
- E From Kettering, see table 052
- F From Leicester, see table 052

Bristol, Cardiff, Birmingham, Crewe, Stoke-on-Trent, Matlock and Derby to Nottingham

Saturdays from 14 October

Operator Train ID Days of operation/Notes 1st Class/Reservations/Bus/Ferry Catering facilities	EM 1S95 S	XC 1D52 1◇ ⌘	EM 2L59 F	EM 1D11 A ⌘	EM 1N03	EM 1C23 C ⌘	XC 1D53 1◇ ⌘	XC 1S35 D ⌘	EM 2A17	XC 1D54 1◇ ⌘	XC 1E79 G ⌘	EM 1C29 C ⌘	EM 2L61 F	EM 1D16 A ⌘	XC 1M00 H 1◇ ⌘	XC 1S37 J 1◇ ⌘	EM 2A19	XC 1D55 1◇ ⌘		
Bristol Temple Meads (BRI)	10	d						0615												
Bristol Parkway (BPW)	7	d						0624											0735	
Cardiff Central (CDF)	7	d																	0744	
Newport (South Wales) (NWP)		d														0640				
Chepstow (CPW)		d														0654				
Lydney (LYD)		d														0715				
Gloucester (GCR)	7	d						0659								0724				
Cheltenham Spa (CNM)		d						0710								0745				
Ashchurch for Tewkesbury (ASC)		d														0755	0815			
Worcestershire Parkway (WOP)		d														0803				
University (UNI)		d														0814				
Birmingham New Street (BHM)	12	d						0749	0803		0812	0830				0839	0903		0918	
Water Orton (WTO)		d																		
Wilnecote (WNE)		d														0904				
Tamworth (TAM)		d						0806	0819		0829					0908			0935	
Burton-on-Trent (BUT)		d						0818	0830		0841					0920	0926		0946	
Willington (WIL)		d						0824												
Crewe (CRE)	10	d						0709												
Alsager (ASG)		d						0718												
Kidsgrove (KDG)		d						0722												
Longport (LPT)		d																		
Stoke-on-Trent (SOT)		d						0735e												
Longton (LGN)		d						0742												
Blythe Bridge (BYB)		d						0747												
Uttoxeter (UTT)		d						0759												
Tutbury & Hatton (TUT)		d						0808												
Peartree (PEA)		d																		
Matlock (MAT)		d								0809									0912	
Matlock Bath (MTB)		d								0811									0914	
Cromford (CMF)		d								0814									0917	
Whatstandwell (WTS)		d								0819									0922	
Ambergate (AMB)		d								0825									0928	
Belper (BLP)		d								0831									0934	
Duffield (DFI)		d								0835									0938	
Derby (DBY)	6	a						0822	0835	0840	0842	0853	0903			0931	0936	0945	0959	
Derby (DBY)	6	d	0757	0808			0826	0832	0840		0848	0859		0932		0940			0950	1008
Spondon (SPO)		d								0852									0954	
Long Eaton (LGE)		d								0859				0940a		0949			1001	
Attenborough (ATB)		d								0906						0922				
Beeston (BEE)		d								0910					0926	0941	0957		1013c	
Nottingham (NOT)	6	a	0815	0831	0846	0853	0858		0905	0916	0921				0933	0950	1005		1024	1029
Newark Castle (NCT)		a														0956				
Lincoln (LCN)		a														1026				
Grimsby Town (GMB)		a																		

NOTES (see introductory pages for explanation of train operator codes and standard symbols)

- a Arrival time
d Departure time
c Arrives 4 minutes earlier
e Arrives 5 minutes earlier

- A From London St Pancras Int, see table 052
C From Sheffield to London St Pancras Int, see table 052
D To Edinburgh, see table 050
F From Leicester, see table 052
G From Reading to Newcastle, see table 050
H Also calls at Severn Tunnel Jn 0704 and Caldicot 0707
J From Plymouth to Edinburgh, see table 050
S To Skegness, see table 058

Bristol, Cardiff, Birmingham, Crewe, Stoke-on-Trent, Matlock and Derby to Nottingham

Saturdays from 14 October

Operator Train ID Days of operation/Notes 1st Class/Reservations/Bus/Ferry Catering facilities	EM 2L63 F	EM 1D21 A	EM 1N07	EM 1C35 C	XC 1M92 1◇	XC 1S39 J 1◇	EM 2A21	XC 1D57 1◇	EM 2L65 F	EM 1D26 A	EM 1N09	EM 1C41 C	XC 1M01 1◇	XC 1S41 J 1◇	EM 2A23	XC 1D59 1◇	EM 2L67 F	EM 1D31 A
Bristol Temple Meads (BRI)	10 d					0835								0935				
Bristol Parkway (BPW)	7 d					0844								0944				
Cardiff Central (CDF)	7 d				0745								0845					
Newport (South Wales) (NWP)	d				0800								0859					
Chepstow (CPW)	d												0916					
Lydney (LYD)	d				0825													
Gloucester (GCR)	7 d				0849								0949					
Cheltenham Spa (CNM)	d				0859	0915							0959	1015				
Ashchurch for Tewkesbury (ASC)	d																	
Worcestershire Parkway (WOP)	d				0914								1014					
University (UNI)	d				0939								1039					
Birmingham New Street (BHM)	12 d				0949	1003		1012					1049	1103		1112		
Water Orton (WTO)	d																	
Wilnecote (WNE)	d												1104					
Tamworth (TAM)	d				1006	1019		1029					1108			1129		
Burton-on-Trent (BUT)	d				1018			1041					1120	1126		1141		
Willington (WIL)	d				1024													
Crewe (CRE)	10 d			0910									1010					
Alsager (ASG)	d			0919									1019					
Kidsgrove (KDG)	d			0923									1023					
Longport (LPT)	d																	
Stoke-on-Trent (SOT)	d			0933									1033					
Longton (LGN)	d			0939									1039					
Blythe Bridge (BYB)	d			0945									1045					
Uttoxeter (UTT)	d			0957									1057					
Tutbury & Hatton (TUT)	d			1006									1106					
Peartree (PEA)	d																	
Matlock (MAT)	d							1012								1112		
Matlock Bath (MTB)	d							1014								1114		
Cromford (CMF)	d							1017								1117		
Whatstandwell (WTS)	d							1022								1122		
Ambergate (AMB)	d							1028								1128		
Belper (BLP)	d							1034								1134		
Duffield (DFI)	d							1038								1138		
Derby (DBY)	6 a			1019	1032	1037	1045	1053				1119	1131	1136	1145	1155		
Derby (DBY)	6 d			1023	1033	1040	1051	1101				1122	1132	1140		1150	1201	
Spondon (SPO)	d															1154		
Long Eaton (LGE)	d			1033	1040a	1049	1100					1131	1139a	1149		1201		
Attenborough (ATB)	d	1026					1108		1119									1220
Beeston (BEE)	d	1030	1042	1047		1057	1111		1123	1141	1147		1157		1210			1224
Nottingham (NOT)	6 a	1037	1049	1055		1103	1125	1122	1136	1150	1155		1204		1216	1223	1233	1250
Newark Castle (NCT)	a	1101		1127					1201		1235							1300
Lincoln (LCN)	a	1130							1230									1332
Grimsby Town (GMB)	a	1226																1428

NOTES (see introductory pages for explanation of train operator codes and standard symbols)

a Arrival time
d Departure time

A From London St Pancras Int, see table 052
C From Sheffield to London St Pancras Int, see table 052
F From Leicester, see table 052
J From Plymouth to Edinburgh, see table 050

Bristol, Cardiff, Birmingham, Crewe, Stoke-on-Trent, Matlock and Derby to Nottingham

Saturdays from 14 October

Operator Train ID Days of operation/Notes 1st Class/Reservations/Bus/Ferry Catering facilities	EM 1N11	EM 1C47 C	XC 1M60	XC 1S43 K	EM 2A25	XC 1D61	EM 2L69 F	EM 1D36 A	EM 1N13	EM 1C53 C	XC 1M94	XC 1S45 L	EM 2A27	XC 1D63	XC 1E40 M	EM 1C59 C	EM 2L71 F	EM 1D41 A
Bristol Temple Meads (BRI)	10 d			1035								1134						
Bristol Parkway (BPW)	7 d			1044								1143						
Cardiff Central (CDF)	7 d		0945								1045							
Newport (South Wales) (NWP)	d		0959								1100							
Chepstow (CPW)	d		1016															
Lydney (LYD)	d										1124							
Gloucester (GCR)	7 d		1049								1149							
Cheltenham Spa (CNM)	d		1059	1115							1159	1215						
Ashchurch for Tewkesbury (ASC)	d																	
Worcestershire Parkway (WOP)	d		1114								1214							
University (UNI)	d		1139								1239							
Birmingham New Street (BHM)	12 d		1149	1203		1212					1249	1303		1312	1328			
Water Orton (WTO)	d																	
Wilnecote (WNE)	d										1304							
Tamworth (TAM)	d		1206	1219		1229					1308			1329				
Burton-on-Trent (BUT)	d		1218			1241					1320	1326		1341				
Willington (WIL)	d		1224															
Crewe (CRE)	10 d	1110							1210									
Alsager (ASG)	d	1119							1219									
Kidsgrove (KDG)	d	1123							1223									
Longport (LPT)	d																	
Stoke-on-Trent (SOT)	d	1133							1233									
Longton (LGN)	d	1139							1239									
Blythe Bridge (BYB)	d	1145							1245									
Uttoxeter (UTT)	d	1157							1257									
Tutbury & Hatton (TUT)	d	1206							1306									
Peartree (PEA)	d																	
Matlock (MAT)	d				1212								1312					
Matlock Bath (MTB)	d				1214								1314					
Cromford (CMF)	d				1217								1317					
Whatstandwell (WTS)	d				1222								1322					
Ambergate (AMB)	d				1228								1328					
Belper (BLP)	d				1234								1334					
Duffield (DFI)	d				1238								1338					
Derby (DBY)	6 a	1219	1232	1237	1245	1252			1319		1331	1336	1345	1353	1358			
Derby (DBY)	6 d	1222	1232	1240	1250	1301			1322	1332	1340		1351	1401		1433		
Spondon (SPO)	d												1355					
Long Eaton (LGE)	d	1231	1239a	1249	1259				1331	1339a	1349		1402			1440a		
Attenborough (ATB)	d				1308		1320										1420	
Beeston (BEE)	d	1247		1257	1311		1324	1342	1346		1357		1410				1423	1442
Nottingham (NOT)	6 a	1255		1303	1317	1324	1336	1351	1355		1403		1417	1424			1433	1450
Newark Castle (NCT)	a	1326						1400	1428									1502
Lincoln (LCN)	a							1429										1532
Grimsby Town (GMB)	a																	1628

NOTES (see introductory pages for explanation of train operator codes and standard symbols)

- a Arrival time
- d Departure time
- A From London St Pancras Int, see table 052
- C From Sheffield to London St Pancras Int, see table 052
- F From Leicester, see table 052
- K From Penzance to Edinburgh, see table 050
- L From Plymouth to Aberdeen, see table 050
- M From Reading to York, see table 050

Bristol, Cardiff, Birmingham, Crewe, Stoke-on-Trent, Matlock and Derby to Nottingham

Saturdays from 14 October

Operator	XC	XC	EM	XC	EM	EM	EM	EM	XC	XC	EM	XC	EM	EM	EM	XC	XC	
Train ID	1M64	1S47	2A29	1D65	2L73	1D46	1N17	1C65	1M99	1S49	2A31	1D67	2L75	1D51	1N19	1C71	1M68	1S51
Days of operation/Notes	K	K		F	F	A		C	J	J		F	F	A	C		N	N
1st Class/Reservations/Bus/Ferry	1	1		1					1	1		1					1	1
Catering facilities	☐	☐		☐					☐	☐		☐					☐	☐
Bristol Temple Meads (BRI)	10 d		1235							1335								1435
Bristol Parkway (BPW)	7 d		1244							1344								1444
Cardiff Central (CDF)	7 d	1145							1245									1345
Newport (South Wales) (NWP)	d	1200							1259									1359
Chepstow (CPW)	d	1217							1316									
Lydney (LYD)	d																	1423
Gloucester (GCR)	7 d	1245							1349									1449
Cheltenham Spa (CNM)	d	1255	1315						1359	1415								1459
Ashchurch for Tewkesbury (ASC)	d	1303																1515
Worcestershire Parkway (WOP)	d	1314							1414									1514
University (UNI)	d	1339							1439									1539
Birmingham New Street (BHM)	12 d	1349	1403	1412					1449	1503		1512						1549
Water Orton (WTO)	d																	1603
Wilnecote (WNE)	d	1404							1504									1604
Tamworth (TAM)	d	1408	1419	1429					1508			1529						1608
Burton-on-Trent (BUT)	d	1420		1441					1520	1526		1541						1620
Willington (WIL)	d								1526									
Crewe (CRE)	10 d						1410								1510			
Alsager (ASG)	d						1419								1519			
Kidsgrove (KDG)	d						1423								1523			
Longport (LPT)	d																	
Stoke-on-Trent (SOT)	d						1433								1533			
Longton (LGN)	d						1439								1539			
Blythe Bridge (BYB)	d						1445								1545			
Uttoxeter (UTT)	d						1457								1557			
Tutbury & Hatton (TUT)	d						1506								1606			
Peartree (PEA)	d																	
Matlock (MAT)	d		1412									1512						
Matlock Bath (MTB)	d		1414									1514						
Cromford (CMF)	d		1417									1517						
Whatstandwell (WTS)	d		1422									1522						
Ambergate (AMB)	d		1428									1528						
Belper (BLP)	d		1434									1535						
Duffield (DFI)	d		1438									1539						
Derby (DBY)	6 a	1431	1437	1445	1453		1519		1536	1538	1546	1553			1619		1631	1639
Derby (DBY)	6 d	1440		1450	1501		1524	1533	1540		1550	1601			1622	1634	1640	
Spondon (SPO)	d										1554							
Long Eaton (LGE)	d	1449		1459			1533	1540a	1549		1601				1631	1641a	1649	
Attenborough (ATB)	d			1508		1519					1609			1622				
Beeston (BEE)	d	1457		1511		1523	1542	1546	1557		1612		1626	1642	1647		1657	
Nottingham (NOT)	6 a	1503		1517	1523	1533	1551	1555	1603		1626	1623	1631	1650	1655		1703	
Newark Castle (NCT)	a						1602		1627				1701		1729			
Lincoln (LCN)	a						1632						1730					
Grimsby Town (GMB)	a												1827					

NOTES (see introductory pages for explanation of train operator codes and standard symbols)

- a Arrival time
- d Departure time
- A From London St Pancras Int, see table 052
- C From Sheffield to London St Pancras Int, see table 052
- F From Leicester, see table 052
- J From Plymouth to Edinburgh, see table 050
- K From Penzance to Edinburgh, see table 050
- N From Plymouth to Glasgow Central, see table 050

Bristol, Cardiff, Birmingham, Crewe, Stoke-on-Trent, Matlock and Derby to Nottingham

Saturdays from 14 October

Operator Train ID Days of operation/Notes 1st Class/Reservations/Bus/Ferry Catering facilities	EM 2A33	XC 1D70	XC 1E52 G 1◇ ⌘	EM 2L77 P	EM 1D56 A	EM 1N21	EM 1C77 C	XC 1M98	XC 1S53 J 1◇ ⌘	EM 2A35	XC 1D72	XC 1E56 M 1◇ ⌘	EM 2L79 F	EM 1D61 A	EM 1N23	EM 1C83 C	XC 1M73	XC 1S55 J 1◇ ⌘	
Bristol Temple Meads (BRI)	10 d								1535										1635
Bristol Parkway (BPW)	7 d								1544										1644
Cardiff Central (CDF)	7 d							1445										1545	
Newport (South Wales) (NWP)	d							1459										1559	
Chepstow (CPW)	d							1518										1616	
Lydney (LYD)	d																		
Gloucester (GCR)	7 d							1549										1645	
Cheltenham Spa (CNM)	d							1559	1615									1655	1715
Ashchurch for Tewkesbury (ASC)	d																	1703	
Worcestershire Parkway (WOP)	d							1614										1714	
University (UNI)	d							1639										1739	
Birmingham New Street (BHM)	12 d		1612	1630				1649	1703		1712	1730						1749	1803
Water Orton (WTO)	d																		
Wilnecote (WNE)	d							1704										1804	
Tamworth (TAM)	d		1629					1708			1730							1808	1819
Burton-on-Trent (BUT)	d		1641	1654				1720	1726		1744							1820	
Willington (WIL)	d																	1826	
Crewe (CRE)	10 d					1610										1710			
Alsager (ASG)	d					1619										1719			
Kidsgrove (KDG)	d					1623										1723			
Longport (LPT)	d																		
Stoke-on-Trent (SOT)	d					1632										1733			
Longton (LGN)	d					1638										1739			
Blythe Bridge (BYB)	d					1644										1745			
Uttoxeter (UTT)	d					1656										1757			
Tutbury & Hatton (TUT)	d					1705										1806			
Peartree (PEA)	d					1717													
Matlock (MAT)	d	1612								1712									
Matlock Bath (MTB)	d	1614								1714									
Cromford (CMF)	d	1617								1717									
Whatstandwell (WTS)	d	1622								1722									
Ambergate (AMB)	d	1628								1728									
Belper (BLP)	d	1634								1734									
Duffield (DFI)	d	1638								1738									
Derby (DBY)	6 a	1645	1653	1704		1719		1731	1736	1745	1755	1803			1819		1836	1838	
Derby (DBY)	6 d	1650	1701			1723	1732	1740		1750	1759				1824	1832	1840		
Spondon (SPO)	d	1654								1754									
Long Eaton (LGE)	d	1701	1710			1732	1739a	1749		1801	1808				1833	1839a	1849		
Attenborough (ATB)	d	1708			1723					1808			1818						
Beeston (BEE)	d	1711	1718		1727	1742	1748	1757		1811	1817		1822	1842	1846		1857		
Nottingham (NOT)	6 a	1717	1724		1734	1750	1754	1803		1817	1824		1831	1852	1855		1903		
Newark Castle (NCT)	a				1803		1825						1901		1931				
Lincoln (LCN)	a				1832								1931						
Grimsby Town (GMB)	a				1930														

NOTES (see introductory pages for explanation of train operator codes and standard symbols)

- a Arrival time
- d Departure time
- A From London St Pancras Int, see table 052
- C From Sheffield to London St Pancras Int, see table 052
- F From Leicester, see table 052
- G From Reading to Newcastle, see table 050
- J From Plymouth to Edinburgh, see table 050
- M From Reading to York, see table 050
- P From Leicester to Cleethorpes, see table 057

Bristol, Cardiff, Birmingham, Crewe, Stoke-on-Trent, Matlock and Derby to Nottingham

Saturdays from 14 October

Operator Train ID Days of operation/Notes 1st Class/Reservations/Bus/Ferry Catering facilities	EM 2A37	XC 1D74	EM 1C89 C	EM 2L81 F	EM 1D66 A	XC 1M75	XC 1E63 T	EM 2A39	XC 1D76	XC 1E64 G	EM 2L83 F	EM 1D71 A	EM 1N27	EM 1C95 C	XC 1M95	XC 1E67 Q	EM 2A41	EM 2L85 F
		1◇	⌘	⌘	⌘	1◇	1◇		1◇	1◇		⌘		⌘	1◇	1◇		
Bristol Temple Meads (BRI)	10 d						1735											1835
Bristol Parkway (BPW)	7 d						1744											1844
Cardiff Central (CDF)	7 d					1645									1745			
Newport (South Wales) (NWP)	d					1659									1759			
Chepstow (CPW)	d														1817			
Lydney (LYD)	d					1724												
Gloucester (GCR)	7 d					1749									1845			
Cheltenham Spa (CNM)	d					1759	1815								1855	1915		
Ashchurch for Tewkesbury (ASC)	d														1903			
Worcestershire Parkway (WOP)	d					1814									1914			
University (UNI)	d					1839									1939			
Birmingham New Street (BHM)	12 d		1812			1849	1903		1912	1930					1949	2003		
Water Orton (WTO)	d																	
Wilnecote (WNE)	d					1904									2004			
Tamworth (TAM)	d		1829			1908			1929						2008	2020		
Burton-on-Trent (BUT)	d		1841			1920	1926		1941						2020			
Willington (WIL)	d																	
Crewe (CRE)	10 d												1910					
Alsager (ASG)	d												1919					
Kidsgrove (KDG)	d												1923					
Longport (LPT)	d												1929					
Stoke-on-Trent (SOT)	d												1934					
Longton (LGN)	d												1940					
Blythe Bridge (BYB)	d												1946					
Uttoxeter (UTT)	d												1958					
Tutbury & Hatton (TUT)	d												2007					
Peartree (PEA)	d																	
Matlock (MAT)	d	1812						1912										2012
Matlock Bath (MTB)	d	1814						1914										2014
Cromford (CMF)	d	1817						1917										2017
Whatstandwell (WTS)	d	1822						1922										2022
Ambergate (AMB)	d	1828						1928										2028
Belper (BLP)	d	1834						1934										2034
Duffield (DFI)	d	1838						1938										2038
Derby (DBY)	6 a	1845	1852			1931	1937	1945	1952	2003			2020		2031	2039		2045
Derby (DBY)	6 d	1850	1856	1933		1940		1948	1959				2023	2033	2040			2051
Spondon (SPO)	d	1854																2055
Long Eaton (LGE)	d	1901	1905	1940a		1949		1957					2032	2040a	2049			2102
Attenborough (ATB)	d				1919			2006										2120
Beeston (BEE)	d	1909	1915		1923	1942	1957	2009			2019		2042	2046	2057		2110	2124
Nottingham (NOT)	6 a	1916	1924		1930	1951	2003	2015	2020		2029	2048	2053		2103		2122	2130
Newark Castle (NCT)	a				1958								2057					2205
Lincoln (LCN)	a				2022								2127					2232
Grimsby Town (GMB)	a																	

NOTES (see introductory pages for explanation of train operator codes and standard symbols)

- a Arrival time
- d Departure time
- A From London St Pancras Int, see table 052
- C From Sheffield to London St Pancras Int, see table 052
- F From Leicester, see table 052
- G From Reading to Newcastle, see table 050
- Q From Plymouth to Leeds, see table 050
- T From Plymouth to York, see table 050

Bristol, Cardiff, Birmingham, Crewe, Stoke-on-Trent, Matlock and Derby to Nottingham

Saturdays from 14 October

Operator Train ID Days of operation/Notes 1st Class/Reservations/Bus/Ferry Catering facilities	EM 1D96 A	EM 1N31	EM 1C98 U	XC 1M84	XC 1E73 Q	EM 2A45	EM 1M95 R	EM 1N33	XC 1M83 V	EM 2A81	EM 2L87 F	EM 1D81 A	XC 1M85 W	XC 1M87	EM 2L89 F	EM 2A83	EM 1D86 SUM A
Bristol Temple Meads (BRI)	10 d				1931				2031								
Bristol Parkway (BPW)	7 d				1940				2040								
Cardiff Central (CDF)	7 d			1845									1958	2048			
Newport (South Wales) (NWP)	d			1859									2014	2102			
Chepstow (CPW)	d			1916									2036				
Lydney (LYD)	d												2044				
Gloucester (GCR)	7 d			1949									2107	2149			
Cheltenham Spa (CNM)	d			1959	2011				2111				2117	2159			
Ashchurch for Tewkesbury (ASC)	d												2125				
Worcestershire Parkway (WOP)	d			2014											2214		
University (UNI)	d			2039									2200	2239			
Birmingham New Street (BHM)	12 d			2049	2103				2203				2210	2249			
Water Orton (WTO)	d																
Wilnecote (WNE)	d			2104											2304		
Tamworth (TAM)	d			2108	2120				2219				2228	2308			
Burton-on-Trent (BUT)	d			2120	2131				2230				2240	2320			
Willington (WIL)	d												2246				
Crewe (CRE)	10 d	2010						2127									
Alsager (ASG)	d	2019						2136									
Kidsgrove (KDG)	d	2023						2140									
Longport (LPT)	d	2029						2146									
Stoke-on-Trent (SOT)	d	2034						2151									
Longton (LGN)	d	2040						2157									
Blythe Bridge (BYB)	d	2046						2203									
Uttoxeter (UTT)	d	2058						2215									
Tutbury & Hatton (TUT)	d	2107						2224									
Peartree (PEA)	d																
Matlock (MAT)	d					2114				2213							2312
Matlock Bath (MTB)	d					2116				2215							2314
Cromford (CMF)	d					2119				2218							2317
Whatstandwell (WTS)	d					2124				2223							2322
Ambergate (AMB)	d					2130				2229							2328
Belper (BLP)	d					2136	2228			2234							2335
Duffield (DFI)	d					2140				2238							2339
Derby (DBY)	6 a	2120		2135	2142	2147	2236	2238	2241	2246			2255	2331			2346
Derby (DBY)	6 d	2131	2135	2146		2154							2259				2348
Spondon (SPO)	d			2150													
Long Eaton (LGE)	d	2140	2143a	2157		2203							2310				2357
Attenborough (ATB)	d					2213					2220				2357	0004	
Beeston (BEE)	d	2142	2148		2211	2216				2224	2242	2321			0002	0007	0013
Nottingham (NOT)	8 a	2148	2156		2216	2225				2230	2248	2327			0008	0014	0018
Newark Castle (NCT)	a																
Lincoln (LCN)	a																
Grimsby Town (GMB)	a																

NOTES (see introductory pages for explanation of train operator codes and standard symbols)

- a Arrival time
d Departure time
- A From London St Pancras Int, see table 052
F From Leicester, see table 052
Q From Plymouth to Leeds, see table 050
R From Sheffield, see table 053
U From Sheffield to Leicester, see table 052
V From Plymouth, see table 050
W Also calls at Severn Tunnel Jn 2025 and Caldicot 2027
- SUM Sunday mornings

Bristol, Cardiff, Birmingham, Crewe, Stoke-on-Trent, Matlock and Derby to Nottingham

Sundays

Operator Train ID Days of operation/Notes 1st Class/Reservations/Bus/Ferry Catering facilities	EM 2L89 E	EM 2A83 L	EM 2A83 M	EM 1D86 A	EM 1C03 B	EM 2A19	EM 1C06 C	EM 2A23	XC 1S37 D 1◇ ⌘	EM 1C09 C	EM 2A27	XC 1S39 D 1◇ ⌘	EM 1D03 A	EM 2A31	EM 1C13 C	XC 1S41 D 1◇ ⌘	EM 1C16 C	EM 1D06 A
Bristol Temple Meads (BRI)	10	d																
Bristol Parkway (BPW)	7	d																0915 0924
Cardiff Central (CDF)	7	d																
Newport (South Wales) (NWP)	d																	
Chepstow (CPW)	d																	
Lydney (LYD)	d																	
Gloucester (GCR)	7	d																1002 1011
Cheltenham Spa (CNM)	d																	
Ashchurch for Tewkesbury (ASC)	d																	
Worcestershire Parkway (WOP)	d																	
University (UNI)	d																	
Birmingham New Street (BHM)	12	d							0903			1003						1103
Water Orton (WTO)	d																	
Wilnecote (WNE)	d																	
Tamworth (TAM)	d								0919			1019						
Burton-on-Trent (BUT)	d								0930			1030						1126
Willington (WIL)	d																	
Crewe (CRE)	10	d																
Alsager (ASG)	d																	
Kidsgrove (KDG)	d																	
Longport (LPT)	d																	
Stoke-on-Trent (SOT)	d																	
Longton (LGN)	d																	
Blythe Bridge (BYB)	d																	
Uttoxeter (UTT)	d																	
Tutbury & Hatton (TUT)	d																	
Peartree (PEA)	d																	
Matlock (MAT)	d							0839						1038				
Matlock Bath (MTB)	d							0841						1040				
Cromford (CMF)	d							0844						1043				
Whatstandwell (WTS)	d							0849						1048				
Ambergate (AMB)	d							0855						1054				
Belper (BLP)	d							0900						1059				
Duffield (DFI)	d							0904						1103				
Derby (DBY)	6	a						0911	0940			1040		1110			1136	
Derby (DBY)	6	d			0751	0818	0855	0914		0958	1012			1112	1126			1225
Spondon (SPO)	d																	
Long Eaton (LGE)	d				0758a	0827	0902a	0923		1006a	1021			1121	1134a			1234a
Attenborough (ATB)	d		0004	0004		0834		0930			1028			1128				
Beeston (BEE)	d	0002	0007	0007	0013	0837		0933			1031		1108	1132				1208
Nottingham (NOT)	6	a	0008	0014	0014	0018	0844	0941			1038		1115	1139				1214
Newark Castle (NCT)	a																	
Lincoln (LCN)	a																	
Grimsby Town (GMB)	a																	

NOTES (see introductory pages for explanation of train operator codes and standard symbols)

- a Arrival time
- d Departure time
- A From London St Pancras Int, see table 052
- B To London St Pancras Int, see table 052
- C From Sheffield to London St Pancras Int, see table 052
- D To Edinburgh, see table 050
- E From Leicester, see table 052
- L Runs from 15 October
- M Runs until 8 October

Bristol, Cardiff, Birmingham, Crewe, Stoke-on-Trent, Matlock and Derby to Nottingham

Sundays

Operator Train ID Days of operation/Notes 1st Class/Reservations/Bus/Ferry Catering facilities	XC 1D00	XC 1S43 D	XC 1E36 N	EM 1D09 A	EM 2A39	EM 1C20 C	XC 1M94	XC 1S45 P	EM 1D14 A	EM 1C25 C	XC 1M64	XC 1S47 J	EM 1D18 A	EM 2A47	EM 1K00	EM 1C30 C	XC 1M99	XC 1S49 H
	1◇	1◇	1◇	1		1	1◇	1◇	1	1	1◇	1◇	1			1	1◇	1◇
	1	1	1	1		1	1	1	1	1	1	1	1			1	1	1
Bristol Temple Meads (BRI)	10 d		1031					1131				1231						1331
Bristol Parkway (BPW)	7 d		1040					1140				1240						1340
Cardiff Central (CDF)	7 d						1049				1145						1245	
Newport (South Wales) (NWP)	d						1104				1159						1259	
Chepstow (CPW)	d																	
Lydney (LYD)	d																	
Gloucester (GCR)	7 d						1149				1249						1349	
Cheltenham Spa (CNM)	d		1111				1159	1211			1259	1311					1359	1411
Ashchurch for Tewkesbury (ASC)	d																	
Worcestershire Parkway (WOP)	d						1214				1314						1414	
University (UNI)	d						1239				1339						1439	
Birmingham New Street (BHM)	12 d	1149	1203	1234			1249	1303			1349	1403					1449	1503
Water Orton (WTO)	d																	
Wilnecote (WNE)	d																1504	
Tamworth (TAM)	d	1206	1219				1306				1406	1419					1508	
Burton-on-Trent (BUT)	d	1218					1318	1326			1418						1520	1526
Willington (WIL)	d																	
Crewe (CRE)	10 d															1410		
Alsager (ASG)	d															1419		
Kidsgrove (KDG)	d															1423		
Longport (LPT)	d																	
Stoke-on-Trent (SOT)	d															1432		
Longton (LGN)	d															1438		
Blythe Bridge (BYB)	d															1444		
Uttoxeter (UTT)	d															1456		
Tutbury & Hatton (TUT)	d															1505		
Peartree (PEA)	d																	
Matlock (MAT)	d					1237									1442			
Matlock Bath (MTB)	d					1239									1444			
Cromford (CMF)	d					1242									1447			
Whatstandwell (WTS)	d					1247									1452			
Ambergate (AMB)	d					1253									1458			
Belper (BLP)	d					1258									1503			
Duffield (DFI)	d					1302									1508			
Derby (DBY)	6 a	1229	1237	1304		1309	1329	1336			1429	1437		1515	1518		1531	1536
Derby (DBY)	6 d	1233				1312	1325	1333		1425	1433			1516		1528	1535	
Spondon (SPO)	d																	
Long Eaton (LGE)	d					1321	1334a			1433a				1525		1537a		
Attenborough (ATB)	d					1329								1531				
Beeston (BEE)	d					1308	1332		1421				1527	1535				
Nottingham (NOT)	6 a	1253				1315	1339		1353	1427	1453		1534	1544			1555	
Newark Castle (NCT)	a																	
Lincoln (LCN)	a																	
Grimsby Town (GMB)	a																	

NOTES (see introductory pages for explanation of train operator codes and standard symbols)

- a Arrival time
- d Departure time
- A From London St Pancras Int, see table 052
- C From Sheffield to London St Pancras Int, see table 052
- D To Edinburgh, see table 050
- H From Penzance to Edinburgh, see table 050
- J From Plymouth to Glasgow Central, see table 050
- N To Newcastle, see table 050
- P From Plymouth to Dundee, see table 050

Bristol, Cardiff, Birmingham, Crewe, Stoke-on-Trent, Matlock and Derby to Nottingham

Sundays

Operator Train ID Days of operation/Notes 1st Class/Reservations/Bus/Ferry Catering facilities	EM 1D22 A	EM 2A51	EM 1K02	EM 1C36 C	XC 1M67	XC 1S51 G	EM 1D27 A	EM 2A55	EM 1K04	EM 1D30 A	EM 1C42 C	XC 1M98	XC 1S53 G	EM 2A57	EM 1D33 A	EM 2A59	EM 1K06	EM 1D36 A
	⌚			⌚	⌚	⌚	⌚			⌚	⌚	⌚	⌚		⌚			⌚
Bristol Temple Meads (BRI)	10 d					1430							1531					
Bristol Parkway (BPW)	7 d					1440							1540					
Cardiff Central (CDF)	7 d				1345							1445						
Newport (South Wales) (NWP)	d				1401							1459						
Chepstow (CPW)	d																	
Lydney (LYD)	d																	
Gloucester (GCR)	7 d				1449							1549						
Cheltenham Spa (CNM)	d				1459	1511						1559	1611					
Ashchurch for Tewkesbury (ASC)	d																	
Worcestershire Parkway (WOP)	d				1514							1614						
University (UNI)	d				1539							1639						
Birmingham New Street (BHM)	12 d				1549	1603						1649	1703					
Water Orton (WTO)	d																	
Wilnecote (WNE)	d																	
Tamworth (TAM)	d				1606	1620						1706						
Burton-on-Trent (BUT)	d				1618							1718	1726					
Willington (WIL)	d																	
Crewe (CRE)	10 d		1510						1610									1710
Alsager (ASG)	d		1519						1619									1719
Kidsgrove (KDG)	d		1523						1623									1723
Longport (LPT)	d																	
Stoke-on-Trent (SOT)	d		1532						1634c									1735e
Longton (LGN)	d		1537						1639									1740
Blythe Bridge (BYB)	d		1543						1645									1746
Uttoxeter (UTT)	d		1555						1657									1758
Tutbury & Hatton (TUT)	d		1604						1706									1807
Peartree (PEA)	d																	
Matlock (MAT)	d	1540							1637									1742
Matlock Bath (MTB)	d	1542							1639									1744
Cromford (CMF)	d	1545							1642									1747
Whatstandwell (WTS)	d	1550							1647									1752
Ambergate (AMB)	d	1557c							1653									1758
Belper (BLP)	d	1602							1658									1803
Duffield (DFI)	d	1606							1702									1807
Derby (DBY)	6 a	1613	1617		1629	1639		1709	1720			1729	1736				1814	1820
Derby (DBY)	6 d	1615		1628	1633			1711			1725	1733		1749			1816	
Spondon (SPO)	d																	
Long Eaton (LGE)	d	1624		1636a				1720			1733a							1825
Attenborough (ATB)	d	1631						1727										1832
Beeston (BEE)	d	1611	1634				1717	1731		1743					1808	1835		1845
Nottingham (NOT)	6 a	1623	1641		1653		1723	1738		1750		1754		1809	1815	1842		1850
Newark Castle (NCT)	a																	
Lincoln (LCN)	a																	
Grimsby Town (GMB)	a																	

NOTES (see introductory pages for explanation of train operator codes and standard symbols)

- a Arrival time
d Departure time
c Arrives 3 minutes earlier
e Arrives 4 minutes earlier

- A From London St Pancras Int, see table 052
C From Sheffield to London St Pancras Int, see table 052
G From Plymouth to Edinburgh, see table 050

Bristol, Cardiff, Birmingham, Crewe, Stoke-on-Trent, Matlock and Derby to Nottingham

Sundays

Operator Train ID Days of operation/Notes 1st Class/Reservations/Bus/Ferry Catering facilities	EM 1C48 C	XC 1M73 G	XC 1S55 G	EM 2A63	EM 1K08	EM 1D42 A	EM 1C53 C	XC 1M75 G	XC 1E63 K	XC 1E64 F	EM 2A67	EM 1K10	EM 1D48 A	EM 1C56 C	XC 1M95 G	XC 1E67 K	EM 1C59 C	EM 2A71	
	⌚	⌚	⌚			⌚	⌚	⌚	⌚	⌚			⌚	⌚	⌚	⌚	⌚	⌚	
Bristol Temple Meads (BRI)	10 d		1631						1731										
Bristol Parkway (BPW)	7 d		1640						1740										
Cardiff Central (CDF)	7 d		1545					1645							1745				
Newport (South Wales) (NWP)	d		1559					1659							1759				
Chepstow (CPW)	d																		
Lydney (LYD)	d																		
Gloucester (GCR)	7 d		1649					1749							1849				
Cheltenham Spa (CNM)	d		1659	1711				1759	1811						1859	1911			
Ashchurch for Tewkesbury (ASC)	d																		
Worcestershire Parkway (WOP)	d		1714					1814							1914				
University (UNI)	d		1739					1839							1939				
Birmingham New Street (BHM)	12 d		1749	1803				1849	1903	1930					1949	2003			
Water Orton (WTO)	d																		
Wilnecote (WNE)	d							1904											
Tamworth (TAM)	d		1806	1820				1908							2006	2020			
Burton-on-Trent (BUT)	d		1818					1920	1926						2017				
Willington (WIL)	d																		
Crewe (CRE)	10 d				1810							1910							
Alsager (ASG)	d				1819							1919							
Kidsgrove (KDG)	d				1823							1923							
Longport (LPT)	d																		
Stoke-on-Trent (SOT)	d				1836f							1935e							
Longton (LGN)	d				1841							1940							
Blythe Bridge (BYB)	d				1847							1946							
Uttoxeter (UTT)	d				1859							1958							
Tutbury & Hatton (TUT)	d				1908							2007							
Peartree (PEA)	d																		
Matlock (MAT)	d			1842							1941								2042
Matlock Bath (MTB)	d			1844							1943								2044
Cromford (CMF)	d			1847							1946								2047
Whatstandwell (WTS)	d			1852							1951								2052
Ambergate (AMB)	d			1858							1957								2058
Belper (BLP)	d			1903							2002								2103
Duffield (DFI)	d			1907							2006								2107
Derby (DBY)	6 a	1829	1839	1914	1921			1931	1937	2000	2013	2021			2029	2039			2114
Derby (DBY)	6 d	1826	1833	1916			1923	1937			2015			2025	2034		2103		2116
Spondon (SPO)	d																		
Long Eaton (LGE)	d	1833a		1925		1931a					2024			2033a			2111a		2125
Attenborough (ATB)	d			1932							2031								2132
Beeston (BEE)	d			1935	1944						2034		2044						2135
Nottingham (NOT)	6 a	1854		1942	1950		1957				2041		2050		2054				2143
Newark Castle (NCT)	a																		
Lincoln (LCN)	a																		
Grimsby Town (GMB)	a																		

NOTES (see introductory pages for explanation of train operator codes and standard symbols)

- a Arrival time
d Departure time
e Arrives 4 minutes earlier
f Arrives 5 minutes earlier

- A From London St Pancras Int, see table 052
C From Sheffield to London St Pancras Int, see table 052
F From Reading to Newcastle, see table 050
G From Plymouth to Edinburgh, see table 050
K From Plymouth to Leeds, see table 050

Bristol, Cardiff, Birmingham, Crewe, Stoke-on-Trent, Matlock and Derby to Nottingham

Sundays

Operator Train ID Days of operation/Notes 1st Class/Reservations/Bus/Ferry Catering facilities	EM 1K12	EM 1D54 A	XC 1M83	XC 1E73 Q	EM 1D56 A	EM 2A75	EM 1K14	XC 1E75 K	EM 1D61 A	EM 2A79	EM 1D64 MM A
		⏏	⏏	⏏	⏏			⏏	⏏		⏏
Bristol Temple Meads (BRI)	10 d			1931				2031			
Bristol Parkway (BPW)	7 d			1940				2040			
Cardiff Central (CDF)	7 d		1845								
Newport (South Wales) (NWP)	d		1859								
Chepstow (CPW)	d										
Lydney (LYD)	d										
Gloucester (GCR)	7 d		1949								
Cheltenham Spa (CNM)	d		1959	2011			2111				
Ashchurch for Tewkesbury (ASC)	d										
Worcestershire Parkway (WOP)	d		2014								
University (UNI)	d		2039								
Birmingham New Street (BHM)	12 d		2049	2103				2203			
Water Orton (WTO)	d										
Wilnecote (WNE)	d										
Tamworth (TAM)	d		2106	2119				2220			
Burton-on-Trent (BUT)	d		2117	2130							
Willington (WIL)	d										
Crewe (CRE)	10 d	2010					2122				
Alsager (ASG)	d	2019					2131				
Kidsgrove (KDG)	d	2023					2135				
Longport (LPT)	d										
Stoke-on-Trent (SOT)	d	2035e					2144				
Longton (LGN)	d	2040					2150				
Blythe Bridge (BYB)	d	2046					2156				
Uttoxeter (UTT)	d	2058					2208				
Tutbury & Hatton (TUT)	d	2107					2217				
Peartree (PEA)	d										
Matlock (MAT)	d					2144				2256	
Matlock Bath (MTB)	d					2146				2258	
Cromford (CMF)	d					2149				2301	
Whatstandwell (WTS)	d					2154				2306	
Ambergate (AMB)	d					2200				2312	
Belper (BLP)	d					2205				2318	
Duffield (DFI)	d					2209				2323	
Derby (DBY)	6 a	2120	2129	2140		2216	2230	2239		2330	
Derby (DBY)	6 d		2134			2219				2332	
Spondon (SPO)	d										
Long Eaton (LGE)	d					2228				2341	
Attenborough (ATB)	d					2235				2348	
Beeston (BEE)	d		2141		2206	2238		2320	2352	0023	
Nottingham (NOT)	6 a		2147	2154	2212	2245		2326	2359	0029	
Newark Castle (NCT)	a										
Lincoln (LCN)	a										
Grimsby Town (GMB)	a										

NOTES (see introductory pages for explanation of train operator codes and standard symbols)

- a Arrival time
- d Departure time
- e Arrives 4 minutes earlier

- A From London St Pancras Int, see table 052
- K From Plymouth to Leeds, see table 050
- Q From Penzance to Leeds, see table 050

MM Monday mornings