









London to Barking, Upminster, Basildon, Grays, Tilbury, Southend Central and Shoeburyness

Mondays to Fridays

Table with columns for Operator, Train ID, and various CC codes (2R28, 2B20, 2D66, etc.) and rows for stations from London Fenchurch Street to Shoeburyness.

Table with columns for Operator, Train ID, and various CC codes (2R36, 2B30, 2D76, etc.) and rows for stations from London Fenchurch Street to Shoeburyness.

NOTES (see introductory pages for explanation of train operator codes and standard symbols)

- a Arrival time
d Departure time

## London to Barking, Upminster, Basildon, Grays, Tilbury, Southend Central and Shoeburyness

### Mondays to Fridays

Operator Train ID Days of operation/Notes	CC	CC	CC	CC	CC
	2R48	2B44 TSM	2D88 TSM	2T50 TSM	2B48 TSM
London Fenchurch Street (FST) <b>7</b> d	2354	0004	0011	0024	0034
Limehouse (LHS) <b>DLR</b> d	2358	0008	0015	0028	0038
West Ham (WEH) <b>DLR</b> d	0003	0013	0020	0033	0043
London Liverpool Street (LST) <b>DLR</b> <b>15</b> d					
Stratford (SRA) <b>DLR</b> <b>7</b> d					
Barking (BKG) <b>DLR</b> d	0009	0018	0025	0039	0049
Upminster (UPM) <b>DLR</b> d		0026	0033		0057
Ockendon (OCK) d			0039		
Chafford Hundred Lakeside (CFH) d			0042		
Dagenham Dock (DDK) d	0013			0043	
Rainham (RNM) d	0017			0047	
Purfleet (PFL) d	0022			0052	
Grays (GRY) a	0028		0046	0058	
Grays (GRY) d			0046		
Tilbury Town (TIL) <b>3</b> d			0049		
East Tilbury (ETL) d			0055		
Stanford-le-Hope (SFO) d			0059		
West Horndon (WHR) d		0031			0102
Laindon (LAI) d		0036			0107
Basildon (BSO) d		0039			0110
Pitsea (PSE) d		0043	0107		0114
Benfleet (BEF) d		0046	0111		0117
Leigh-on-Sea (LES) d		0051	0115		0122
Chalkwell (CHW) d		0053	0118		0124
Westcliff (WCF) d		0055	0120		0126
Southend Central (SOC) a		0058	0122		0129
Southend Central (SOC) d		0058	0122		0129
Southend East (SOE) d		0100	0124		0131
Thorpe Bay (TPB) d		0103	0127		0134
Shoeburyness (SRY) a		0107	0131		0138

**NOTES** (see introductory pages for explanation of train operator codes and standard symbols)

a Arrival time  
d Departure time

**TSM** Tuesday to Saturday mornings



London to Barking, Upminster, Basildon, Grays, Tilbury, Southend Central and Shoeburyness

Saturdays

Table with 19 columns (Operator, Train ID, and 18 CC) and 52 rows of train services from London Fenchurch Street to Shoeburyness.

Table with 19 columns (Operator, Train ID, and 18 CC) and 52 rows of train services from London Fenchurch Street to Shoeburyness.

NOTES (see introductory pages for explanation of train operator codes and standard symbols)

- a Arrival time
d Departure time





London to Barking, Upminster, Basildon, Grays, Tilbury, Southend Central and Shoeburyness

Saturdays

Table with 18 columns (Operator, Train ID, CC 2B42, CC 2D42, CC 2R42, CC 9B28, CC 2D44, CC 2B44, CC 2D44, CC 2R44, CC 9B30, CC 2D46, CC 2B46, CC 2D46, CC 2R46, CC 9B32, CC 2D48, CC 2B48, CC 2D48, CC 2R48) and rows for stations from London Fenchurch Street (FST) to Shoeburyness (SRY).

Table with 18 columns (Operator, Train ID, CC 9B34, CC 2D50, CC 2B50, CC 2D50, CC 2R50, CC 9B36, CC 2D52, CC 2B52, CC 2D52, CC 2R52, CC 9B38, CC 2D54, CC 2B54, CC 2D54, CC 2R54, CC 9B40, CC 2D56, CC 2B56) and rows for stations from London Fenchurch Street (FST) to Shoeburyness (SRY).

NOTES (see introductory pages for explanation of train operator codes and standard symbols)

a Arrival time
d Departure time



London to Barking, Upminster, Basildon, Grays, Tilbury, Southend Central and Shoeburyness

Saturdays

Operator Train ID Days of operation/Notes	CC	CC	CC	CC	CC	CC	CC	CC	CC	CC	CC	CC	CC	CC	CC	CC	CC	CC
	2R70	9B56	2D72	2B72	2D72	2R72	9B58	2R72	2D74	2B74	2D74	2D76	9B60	2D76	2R74	2B76 SUM	2R74	2D78 SUM
London Fenchurch Street (FST) 7 d	2237		2253	2300		2307			2323	2330		2344			2359	0005		0015
Limehouse (LHS) DLR d	2241		2257	2304		2311			2327	2334		2348			0003	0009		0019
West Ham (WEH) DLR d	2247		2303	2309		2317			2333	2339		2353			0009	0014		0025
London Liverpool Street (LST) 15 d		2241					2311						2348					
Stratford (SRA) DLR 7 d		2248					2318						2355					
Barking (BKG) d	2253	2302c	2308	2314		2323	2332		2338	2344		2358	0007		0015	0020		0030
Upminster (UPM) d		2312	2317	2323			2341		2347	2353		0007	0016			0028		0039
Ockendon (OCK) d			2322						2352			0012						0044
Chafford Hundred Lakeside (CFH) d			2326						2356			0016						0048
Dagenham Dock (DDK) d	2257					2327									0019			
Rainham (RNM) d	2301					2331									0023			
Purfleet (PFL) d	2306					2336									0028			
Grays (GRY) a	2312		2330			2341			0001			0020			0033			0052
Grays (GRY) d			2330			2342			0002			0020			0034			0052
Tilbury Town (TIL) 3 d			2333			2345			0005			0023			0037			0055
East Tilbury (ETL) d			2339		←	2351		←	0011		←	0029		←	0043		←	0101
Stanford-le-Hope (SFO) d			2343		2343	2354		2354	0014		0014	0033		0033	0046		0046	0105
West Horndon (WHR) d			←	2328		←	2346		←	2358		←	0021		←	0033		
Laindon (LAI) d		2320		2332			2351			0001			0026			0038		
Basildon (BSO) d		2324		2336			2354			0006			0029			0041		
Pitsea (PSE) d				2339	2351		2358	0003		0009	0022		0033	0041		0045	0055	0113
Benfleet (BEF) d		2330		2343	2355		0001	0007		0013	0026		0036	0045		0048	0059	0117
Leigh-on-Sea (LES) d		2334		2347	2359		0006	0011		0017	0031		0041	0049		0053	0103	0121
Chalkwell (CHW) d		2337		2350	0002		0008	0014		0020	0033		0043	0052		0055	0106	0124
Westcliff (WCF) d		2339		2352	0004		0010	0016		0022	0035		0045	0054		0057	0108	0126
Southend Central (SOC) a		2341		2354	0006		0013	0018		0024	0038		0048	0056		0100	0110	0128
Southend Central (SOC) d		2342		2355	0006		0013	0019		0025	0038		0048	0056		0100	0111	0128
Southend East (SOE) d		2344		2357	0008		0015	0021		0027	0040		0050	0058		0102	0113	0130
Thorpe Bay (TPB) d		2346		2359	0011		0018	0023		0029	0042		0052	0101		0105	0115	0133
Shoeburyness (SRY) a		2350		0003	0015		0022	0027		0033	0046		0056	0105		0109	0119	0137

Operator Train ID Days of operation/Notes	CC 2B78 SUM
London Fenchurch Street (FST) 7 d	0041
Limehouse (LHS) DLR d	0045
West Ham (WEH) DLR d	0050
London Liverpool Street (LST) 15 d	
Stratford (SRA) DLR 7 d	
Barking (BKG) d	0056
Upminster (UPM) d	0104
Ockendon (OCK) d	
Chafford Hundred Lakeside (CFH) d	
Dagenham Dock (DDK) d	
Rainham (RNM) d	
Purfleet (PFL) d	
Grays (GRY) a	
Grays (GRY) d	
Tilbury Town (TIL) 3 d	
East Tilbury (ETL) d	
Stanford-le-Hope (SFO) d	
West Horndon (WHR) d	0109
Laindon (LAI) d	0114
Basildon (BSO) d	0117
Pitsea (PSE) d	0121
Benfleet (BEF) d	0124
Leigh-on-Sea (LES) d	0129
Chalkwell (CHW) d	0131
Westcliff (WCF) d	0133
Southend Central (SOC) a	0136
Southend Central (SOC) d	0136
Southend East (SOE) d	0138
Thorpe Bay (TPB) d	0141
Shoeburyness (SRY) a	0145

NOTES (see introductory pages for explanation of train operator codes and standard symbols)

- a Arrival time
- d Departure time
- c Arrives 3 minutes earlier

SUM Sunday mornings


























## London to Barking, Upminster, Basildon, Grays, Tilbury, Southend Central and Shoeburyness

### Sundays

Operator Train ID Days of operation/Notes	CC	CC	CC
	2D64	2B16	2B18 MM
London Fenchurch Street (FST)  7 d		2341	0011
Limehouse (LHS)  d		2345	0015
West Ham (WEH)  d		2350	0020
London Liverpool Street (LST)  15 d			
Stratford (SRA)  7 d			
Barking (BKG)  d		2356	0026
Upminster (UPM)  d		0005	0034
Ockendon (OCK) d			
Chafford Hundred Lakeside (CFH) d			
Dagenham Dock (DDK) d			
Rainham (RNM) d			
Purfleet (PFL) d			
Grays (GRY) a			
Grays (GRY) d			
Tilbury Town (TIL)  3 d			
East Tilbury (ETL) d			
Stanford-le-Hope (SFO) d  0001			
West Horndon (WHR) d		0010	0039
Laindon (LAI) d		0015	0044
Basildon (BSO) d		0018	0047
Pitsea (PSE) d  0009		0022	0051
Benfleet (BEF) d  0013		0025	0054
Leigh-on-Sea (LES) d  0017		0030	0059
Chalkwell (CHW) d  0020		0032	0101
Westcliff (WCF) d  0022		0034	0103
Southend Central (SOC) a  0024		0037	0106
Southend Central (SOC) d  0025		0037	0106
Southend East (SOE) d  0027		0039	0108
Thorpe Bay (TPB) d  0029		0042	0111
Shoeburyness (SRY) a  0033		0046	0115

**NOTES** (see introductory pages for explanation of train operator codes and standard symbols)

- a Arrival time
- d Departure time
- MM Monday mornings













## Shoeburyness, Southend Central, Tilbury, Grays and Basildon to Upminster, Barking and London

### Mondays to Fridays

	Operator	CC	CC	CC	CC	CC	CC	CC
	Train ID	2F01	2R49	2D87	2F03	2T51	2D89	2F05
Shoeburyness (SRY)	d	2227			2257			2327
Thorpe Bay (TPB)	d	2231			2301			2331
Southend East (SOE)	d	2233			2303			2333
Southend Central (SOC)	a	2236			2306			2336
Southend Central (SOC)	d	2236		2242	2306		2312	2336
Westcliff (WCF)	d	2238		2245	2308		2315	2338
Chalkwell (CHW)	d	2241		2247	2311		2317	2341
Leigh-on-Sea (LES)	d	2243		2250	2313		2320	2343
Benfleet (BEF)	d	2248		2254	2318		2324	2348
Pitsea (PSE)	d	2251		2259	2321		2329	2351
Basildon (BSO)	d	2255			2325			2355
Laindon (LAI)	d	2258			2328			2358
West Horndon (WHR)	d	2303			2333			0003
Stanford-le-Hope (SFO)	d			2305			2335	
East Tilbury (ETL)	d			2308			2338	
Tilbury Town (TIL)	<b>3</b> d			2314			2344	
Grays (GRY)	a			2317			2347	
Grays (GRY)	d		2312	2317		2342	2347	
Purfleet (PFL)	d		2318			2348		
Rainham (RNM)	d		2323			2353		
Dagenham Dock (DDK)	d		2326			2356		
Chafford Hundred Lakeside (CFH)	d			2321			2351	
Ockendon (OCK)	d			2325			2355	
Upminster (UPM)	<b>6</b> d	2308		2331	2338		0001	0008
Barking (BKG)	<b>6</b> d	2316	2332	2339	2346	0002	0009	0016
Stratford (SRA)	<b>DLR</b> <b>7</b> a							
London Liverpool Street (LST)	<b>DLR</b> <b>15</b> a							
West Ham (WEH)	<b>DLR</b> d	2321	2338	2344	2351	0008	0014	0021
Limehouse (LHS)	<b>DLR</b> d	2326	2343	2349	2356	0013	0019	0026
London Fenchurch Street (FST)	<b>7</b> a	2330	2347	2354	0001	0017	0024	0031

**NOTES** (see introductory pages for explanation of train operator codes and standard symbols)

- a Arrival time
- d Departure time







Shoeburyness, Southend Central, Tilbury, Grays and Basildon to Upminster, Barking and London

Saturdays

Operator Train ID	CC 2D33	CC 2B33	CC 2R31	CC 2D35	CC 9B23	CC 2D35	CC 2B35	CC 2R33	CC 2D37	CC 9B25	CC 2D37	CC 2B37	CC 2R35	CC 2D39	CC 9B27	CC 2D39	CC 2B39	CC 2R37
Shoeburyness (SRY)	d	1239		1243	1256		1309		1313	1326		1339		1343	1356		1409	
Thorpe Bay (TPB)	d	1243		1247	1300		1313		1317	1330		1343		1347	1400		1413	
Southend East (SOE)	d	1245		1249	1302		1315		1319	1332		1345		1349	1402		1415	
Southend Central (SOC)	a	1248		1252	1305		1318		1322	1335		1348		1352	1405		1418	
Southend Central (SOC)	d	1248		1252	1305		1318		1322	1335		1348		1352	1405		1418	
Westcliff (WCF)	d	1250		1254	1307		1320		1324	1337		1350		1354	1407		1420	
Chalkwell (CHW)	d	1253		1257	1310		1323		1327	1340		1353		1357	1410		1423	
Leigh-on-Sea (LES)	d	1256		1300	1312		1326		1330	1342		1356		1400	1412		1426	
Benfleet (BEF)	d	1301		1305	1317		1331		1335	1347		1401		1405	1417		1431	
Pitsea (PSE)	d	1304		1310			1334		1340			1404		1410			1434	
Basildon (BSO)	d	1308			1323		1338			1353		1408			1423		1438	
Laindon (LAI)	d	1312			1327		1342			1357		1412			1427		1442	
West Horndon (WHR)	d	1316					1346					1416					1446	
Stanford-le-Hope (SFO)	d	1246			1316		1316			1346		1346			1416		1416	
East Tilbury (ETL)	d	1250					1320					1350					1420	
Tilbury Town (TIL)	d	1256					1326					1356					1426	
Grays (GRY)	a	1259					1329					1359					1429	
Grays (GRY)	d	1300		1322			1330		1352			1400		1422		1430		1452
Purfleet (PFL)	d			1328					1358					1428				1458
Rainham (RNM)	d			1333					1403					1433				1503
Dagenham Dock (DDK)	d			1336					1406					1436				1506
Chafford Hundred Lakeside (CFH)	d	1304					1334					1404					1434	
Ockendon (OCK)	d	1308					1338					1408					1438	
Upminster (UPM)	d	1314	1322		1336	1344	1352			1406	1414	1422			1436	1444	1452	
Barking (BKG)	d	1323	1330	1342	1347	1353	1400	1412		1417	1423	1430	1442		1447	1453	1500	1512
Stratford (SRA)	d				1355							1425				1455		
London Liverpool Street (LST)	a				1403							1433				1503		
West Ham (WEH)	d	1328	1336	1348			1358	1406	1418			1428	1436	1448			1458	1518
Limehouse (LHS)	d	1333	1341	1353			1403	1411	1423			1433	1441	1453			1503	1523
London Fenchurch Street (FST)	a	1337	1345	1357			1407	1415	1427			1437	1445	1457			1507	1527

Operator Train ID	CC 2D41	CC 9B29	CC 2D41	CC 2B41	CC 2R39	CC 2D43	CC 9B31	CC 2D43	CC 2B43	CC 2R41	CC 2D45	CC 9B33	CC 2D45	CC 2B45	CC 2R43	CC 2D47	CC 9B35	CC 2D47	
Shoeburyness (SRY)	d	1413	1426		1439		1443	1456		1509		1513	1526		1539		1543	1556	
Thorpe Bay (TPB)	d	1417	1430		1443		1447	1500		1513		1517	1530		1543		1547	1600	
Southend East (SOE)	d	1419	1432		1445		1449	1502		1515		1519	1532		1545		1549	1602	
Southend Central (SOC)	a	1422	1435		1448		1452	1505		1518		1522	1535		1548		1552	1605	
Southend Central (SOC)	d	1422	1435		1448		1452	1505		1518		1522	1535		1548		1552	1605	
Westcliff (WCF)	d	1424	1437		1450		1454	1507		1520		1524	1537		1550		1554	1607	
Chalkwell (CHW)	d	1427	1440		1453		1457	1510		1523		1527	1540		1553		1557	1610	
Leigh-on-Sea (LES)	d	1430	1442		1456		1500	1512		1526		1530	1542		1556		1600	1612	
Benfleet (BEF)	d	1435	1447		1501		1505	1517		1531		1535	1547		1601		1605	1617	
Pitsea (PSE)	d	1440			1504		1510			1534		1540			1604		1610		
Basildon (BSO)	d		1453		1508			1523		1538			1553		1608			1623	
Laindon (LAI)	d		1457		1512			1527		1542			1557		1612			1627	
West Horndon (WHR)	d				1516					1546					1616				
Stanford-le-Hope (SFO)	d	1446		1446			1516					1546		1546			1616	1616	
East Tilbury (ETL)	d			1450				1520						1550				1620	
Tilbury Town (TIL)	d			1456				1526						1556				1626	
Grays (GRY)	a			1459				1529						1559				1629	
Grays (GRY)	d			1500			1522			1530		1552		1600		1622		1630	
Purfleet (PFL)	d						1528					1558				1628			
Rainham (RNM)	d						1533					1603				1633			
Dagenham Dock (DDK)	d						1536					1606				1636			
Chafford Hundred Lakeside (CFH)	d			1504				1534					1604					1634	
Ockendon (OCK)	d			1508				1538					1608					1638	
Upminster (UPM)	d		1506	1514	1522			1536	1544	1552			1606	1614	1622			1636	1644
Barking (BKG)	d		1517	1523	1530	1542		1547	1553	1600	1612		1617	1623	1630	1642		1647	1653
Stratford (SRA)	d		1525					1555					1625					1655	
London Liverpool Street (LST)	a		1533					1603					1633					1703	
West Ham (WEH)	d			1528	1536	1548			1558	1606	1618			1628	1636	1648			1658
Limehouse (LHS)	d			1533	1541	1553			1603	1611	1623			1633	1641	1653			1703
London Fenchurch Street (FST)	a			1537	1545	1557			1607	1615	1627			1637	1645	1657			1707

NOTES (see introductory pages for explanation of train operator codes and standard symbols)

- a Arrival time
- d Departure time

Shoeburyness, Southend Central, Tilbury, Grays and Basildon to Upminster, Barking and London

Saturdays

Operator Train ID	CC 2B47	CC 2R45	CC 2D49	CC 9B37	CC 2D49	CC 2B49	CC 2R47	CC 2D51	CC 9B39	CC 2D51	CC 2B51	CC 2R49	CC 2D53	CC 9B41	CC 2D53	CC 2B53	CC 2R51	CC 2D55
Shoeburyness (SRY)	d	1609		1613	1626		1639		1643	1656		1709		1713	1726		1739	1743
Thorpe Bay (TPB)	d	1613		1617	1630		1643		1647	1700		1713		1717	1730		1743	1747
Southend East (SOE)	d	1615		1619	1632		1645		1649	1702		1715		1719	1732		1745	1749
Southend Central (SOC)	a	1618		1622	1635		1648		1652	1705		1718		1722	1735		1748	1752
Southend Central (SOC)	d	1618		1622	1635		1648		1652	1705		1718		1722	1735		1748	1752
Westcliff (WCF)	d	1620		1624	1637		1650		1654	1707		1720		1724	1737		1750	1754
Chalkwell (CHW)	d	1623		1627	1640		1653		1657	1710		1723		1727	1740		1753	1757
Leigh-on-Sea (LES)	d	1626		1630	1642		1656		1700	1712		1726		1730	1742		1756	1800
Benfleet (BEF)	d	1631		1635	1647		1701		1705	1717		1731		1735	1747		1801	1805
Pitsea (PSE)	d	1634		1640			1704		1710			1734		1740			1804	1810
Basildon (BSO)	d	1638			1653		1708			1723		1738			1753		1808	
Laindon (LAI)	d	1642			1657		1712			1727		1742			1757		1812	
West Horndon (WHR)	d	1646					1716					1746				1816		
Stanford-le-Hope (SFO)	d			1646		1646			1716		1716			1746		1746		1816
East Tilbury (ETL)	d			1650					1720					1750				1816
Tilbury Town (TIL)	8 d			1656					1726					1756				
Grays (GRY)	a			1659					1729					1759				
Grays (GRY)	d		1652			1700		1722		1730		1752			1800		1822	
Purfleet (PFL)	d		1658					1728				1758					1828	
Rainham (RNM)	d		1703					1733				1803					1833	
Dagenham Dock (DDK)	d		1706					1736				1806					1836	
Chafford Hundred Lakeside (CFH)	d					1704				1734					1804			
Ockendon (OCK)	d					1708				1738					1808			
Upminster (UPM)	⊖ d	1652		1706	1714	1722			1736	1744	1752			1806	1814	1822		
Barking (BKG)	⊖ d	1700	1712		1717	1723	1730	1742		1747	1753	1800	1812		1817	1823	1830	1842
Stratford (SRA)	⊖ DLR 7 a				1725					1755					1825			
London Liverpool Street (LST)	⊖ 15 a				1733					1803					1833			
West Ham (WEH)	⊖ DLR d	1706	1718			1728	1736	1748			1758	1806	1818			1828	1836	1848
Limehouse (LHS)	DLR d	1711	1723			1733	1741	1753			1803	1811	1823			1833	1841	1853
London Fenchurch Street (FST)	7 a	1715	1727			1737	1745	1757			1807	1815	1827			1837	1845	1857

Operator Train ID	CC 9B43	CC 2D55	CC 2B55	CC 2R53	CC 2D57	CC 9B45	CC 2D57	CC 2B57	CC 2R55	CC 2D59	CC 9B47	CC 2D59	CC 2B59	CC 2R57	CC 2D61	CC 9B49	CC 2D61	CC 2B61	
Shoeburyness (SRY)	d	1756		1809		1813	1826		1839		1843	1856		1909		1913	1926	1939	
Thorpe Bay (TPB)	d	1800		1813		1817	1830		1843		1847	1900		1913		1917	1930	1943	
Southend East (SOE)	d	1802		1815		1819	1832		1845		1849	1902		1915		1919	1932	1945	
Southend Central (SOC)	a	1805		1818		1822	1835		1848		1852	1905		1918		1922	1935	1948	
Southend Central (SOC)	d	1805		1818		1822	1835		1848		1852	1905		1918		1922	1935	1948	
Westcliff (WCF)	d	1807		1820		1824	1837		1850		1854	1907		1920		1924	1937	1950	
Chalkwell (CHW)	d	1810		1823		1827	1840		1853		1857	1910		1923		1927	1940	1953	
Leigh-on-Sea (LES)	d	1812		1826		1830	1842		1856		1900	1912		1926		1930	1942	1956	
Benfleet (BEF)	d	1817		1831		1835	1847		1901		1905	1917		1931		1935	1947	2001	
Pitsea (PSE)	d			1834		1840			1904		1910			1934		1940		2004	
Basildon (BSO)	d	1823		1838			1853		1908			1923		1938			1953	2008	
Laindon (LAI)	d	1827		1842			1857		1912			1927		1942			1957	2012	
West Horndon (WHR)	d		1846					1916				1946						2016	
Stanford-le-Hope (SFO)	d		1816			1846		1846		1916		1916			1946			1946	
East Tilbury (ETL)	d		1820			1850						1920			1950			1950	
Tilbury Town (TIL)	8 d		1826			1856						1926			1956			1956	
Grays (GRY)	a		1829			1859						1929			1959			1959	
Grays (GRY)	d		1830			1900			1922			1930			1952			2000	
Purfleet (PFL)	d					1858			1928						1958				
Rainham (RNM)	d					1903			1933						2003				
Dagenham Dock (DDK)	d					1906			1936						2006				
Chafford Hundred Lakeside (CFH)	d		1834					1904					1934					2004	
Ockendon (OCK)	d		1838					1908					1938					2008	
Upminster (UPM)	⊖ d	1836	1844	1852		1906	1914	1922			1936	1944	1952			2006	2014	2022	
Barking (BKG)	⊖ d	1847	1853	1900	1912		1917	1923	1930	1942		1947	1953	2000	2012		2017	2023	2030
Stratford (SRA)	⊖ DLR 7 a		1855			1925						1955				2025			
London Liverpool Street (LST)	⊖ 15 a		1903			1933						2003				2033			
West Ham (WEH)	⊖ DLR d		1858	1906	1918			1928	1936	1948			1958	2006	2018			2028	2036
Limehouse (LHS)	DLR d		1903	1911	1923			1933	1941	1953			2003	2011	2023			2033	2041
London Fenchurch Street (FST)	7 a		1907	1915	1927			1937	1945	1957			2007	2015	2027			2037	2045

NOTES (see introductory pages for explanation of train operator codes and standard symbols)

- a Arrival time
- d Departure time

Shoeburyness, Southend Central, Tilbury, Grays and Basildon to Upminster, Barking and London

Saturdays

Operator	Train ID	CC 2R59	CC 2D63	CC 9B51	CC 2D63	CC 2B63	CC 2R61	CC 2D65	CC 9B53	CC 2D65	CC 2B65	CC 2R63	CC 2D67	CC 9B55	CC 2D67	CC 2B67	CC 2R65	CC 2D69	CC 9B57
Shoeburyness (SRY)	d		1943	1956		2009		2013	2026		2039		2043	2056		2109		2113	2126
Thorpe Bay (TPB)	d		1947	2000		2013		2017	2030		2043		2047	2100		2113		2117	2130
Southend East (SOE)	d		1949	2002		2015		2019	2032		2045		2049	2102		2115		2119	2132
Southend Central (SOC)	a		1952	2005		2018		2022	2035		2048		2052	2105		2118		2122	2135
Southend Central (SOC)	d		1952	2005		2018		2022	2035		2048		2052	2105		2118		2122	2135
Westcliff (WCF)	d		1954	2007		2020		2024	2037		2050		2054	2107		2120		2124	2137
Chalkwell (CHW)	d		1957	2010		2023		2027	2040		2053		2057	2110		2123		2127	2140
Leigh-on-Sea (LES)	d		2000	2012		2026		2030	2042		2056		2100	2112		2126		2130	2142
Benfleet (BEF)	d		2005	2017		2031		2035	2047		2101		2105	2117		2131		2135	2147
Pitsea (PSE)	d		2010			2034		2040			2104		2110			2134		2140	
Basildon (BSO)	d			2023		2038			2053		2108			2123		2138			2153
Laindon (LAI)	d			2027		2042			2057		2112			2127		2142			2157
West Horndon (WHR)	d				←	2046				←	2116				←	2146			
Stanford-le-Hope (SFO)	d		2016		2016			2046		2046			2116		2116			2146	
East Tilbury (ETL)	d		←		2020			←		2050			←		2120			←	
Tilbury Town (TIL)	8 d				2026					2056					2126				
Grays (GRY)	a				2029					2059					2129				
Grays (GRY)	d	2022			2030			2052			2100		2122			2130		2152	
Purfleet (PFL)	d	2028						2058					2128					2158	
Rainham (RNM)	d	2033						2103					2133					2203	
Dagenham Dock (DDK)	d	2036						2106					2136					2206	
Chafford Hundred Lakeside (CFH)	d				2034						2104					2134			
Ockendon (OCK)	d				2038						2108					2138			
Upminster (UPM)	⊖ d			2036	2044	2052			2106	2114	2122			2136	2144	2152			2206
Barking (BKG)	⊖ d	2042		2047	2053	2100	2112		2117	2123	2130	2142		2147	2153	2200	2212		2217
Stratford (SRA)	⊖ DLR 7 a			2055						2125					2155				2225
London Liverpool Street (LST)	⊖ 15 a			2103						2133					2203				2233
West Ham (WEH)	⊖ DLR d	2048			2058	2106	2118			2128	2136	2148				2158	2206	2218	
Limehouse (LHS)	DLR d	2053			2103	2111	2123			2133	2141	2153				2203	2211	2223	
London Fenchurch Street (FST)	7 a	2057			2107	2115	2127			2137	2145	2157				2207	2215	2227	

Operator	Train ID	CC 2D69	CC 2B69	CC 2R67	CC 2D71	CC 9B59	CC 2D71	CC 2B71	CC 2R69	CC 2D73	CC 9B61	CC 2D73	CC 2B73	CC 2R71	CC 2D75	CC 2B75	CC 2B77	CC 2D79
Shoeburyness (SRY)	d		2139		2143	2156		2209		2213	2226		2239		2243	2309	2329	2333
Thorpe Bay (TPB)	d		2143		2147	2200		2213		2217	2230		2243		2247	2313	2333	2337
Southend East (SOE)	d		2145		2149	2202		2215		2219	2232		2245		2249	2315	2335	2339
Southend Central (SOC)	a		2148		2152	2205		2218		2222	2235		2248		2252	2318	2338	2342
Southend Central (SOC)	d		2148		2152	2205		2218		2222	2235		2248		2252	2318	2338	2342
Westcliff (WCF)	d		2150		2154	2207		2220		2224	2237		2250		2254	2320	2340	2344
Chalkwell (CHW)	d		2153		2157	2210		2223		2227	2240		2253		2257	2323	2343	2347
Leigh-on-Sea (LES)	d		2156		2200	2212		2226		2230	2242		2256		2300	2326	2346	2350
Benfleet (BEF)	d		2201		2205	2217		2231		2235	2247		2301		2305	2331	2351	2354
Pitsea (PSE)	d		2204		2210			2234		2240			2304		2310	2334	2354	2359
Basildon (BSO)	d		2208			2223		2238			2253		2308			2338	2358	
Laindon (LAI)	d		2212			2227		2242			2257		2312			2342	0001	
West Horndon (WHR)	d	←	2216				←	2246				←	2316			2346	0006	
Stanford-le-Hope (SFO)	d	2146			2216					2246			2246			2316		0005
East Tilbury (ETL)	d	2150			2220								2250			2320		0009
Tilbury Town (TIL)	8 d	2156				2226							2256			2326		0015
Grays (GRY)	a	2159				2229							2259			2329		0018
Grays (GRY)	d	2200		2222			2230		2252			2300		2322	2330			0019
Purfleet (PFL)	d			2228					2258							2328		
Rainham (RNM)	d			2233					2303							2333		
Dagenham Dock (DDK)	d			2236					2306							2336		
Chafford Hundred Lakeside (CFH)	d	2204					2234					2304			2334			0024
Ockendon (OCK)	d	2208					2238					2308			2338			0028
Upminster (UPM)	⊖ d	2214	2222			2236	2244	2252			2306	2314	2322		2344	2352	0011	0034
Barking (BKG)	⊖ d	2223	2230	2242		2246	2253	2300	2312		2316	2323	2330	2342	2353	2359	0020	0042a
Stratford (SRA)	⊖ DLR 7 a					2255						2325						
London Liverpool Street (LST)	⊖ 15 a					2303						2333						
West Ham (WEH)	⊖ DLR d	2228	2236	2248			2258	2306	2318				2328	2336	2348	2358	0006	0025
Limehouse (LHS)	DLR d	2233	2241	2253			2303	2311	2323				2333	2341	2353	0003	0011	0030
London Fenchurch Street (FST)	7 a	2237	2245	2257			2307	2315	2327				2337	2345	2359	0008	0015	0035

NOTES (see introductory pages for explanation of train operator codes and standard symbols)

- a Arrival time
- d Departure time

Shoeburyness, Southend Central, Tilbury, Grays and Basildon to Upminster, Barking and London

Sundays

Operator Train ID	CC 2D75	CC 2B75	CC 2B77	CC 2D79	CC 2B01	CC 2D99	CC 2B03	CC 2D99	CC 2B05	CC 2D01	CC 2B07	CC 2D01	CC 2R01	CC 2D03	CC 2B09	CC 2D03	CC 2R03	CC 2D05
Shoeburyness (SRY)	d				0540	0602	0610		0626	0643	0656			0713	0726			0743
Thorpe Bay (TPB)	d				0544	0606	0614		0630	0647	0700			0717	0730			0747
Southend East (SOE)	d				0546	0608	0616		0632	0649	0702			0719	0732			0749
Southend Central (SOC)	a				0549	0611	0619		0635	0652	0705			0722	0735			0752
Southend Central (SOC)	d				0549	0611	0619		0635	0652	0705			0722	0735			0752
Westcliff (WCF)	d				0551	0613	0621		0637	0654	0707			0724	0737			0754
Chalkwell (CHW)	d				0554	0616	0624		0640	0657	0710			0727	0740			0757
Leigh-on-Sea (LES)	d				0556	0619	0626		0642	0700	0712			0730	0742			0800
Benfleet (BEF)	d				0601	0624	0631		0647	0705	0717			0735	0747			0805
Pitsea (PSE)	d				0604	0629	0634		0650	0710	0720			0740	0750			0810
Basildon (BSO)	d				0608		0638		0654		0724				0754			
Laindon (LAI)	d		0001		0611		0641		0657		0727				0757			
West Horndon (WHR)	d		0006		0616		0646	←	0702		0732	←			0802	←		
Stanford-le-Hope (SFO)	d			0005		0635		0635		0716		0716		0746		0746		0816
East Tilbury (ETL)	d			0009	→			0638		→		0719	→			0749		→
Tilbury Town (TIL)	8			0015				0644				0725				0755		
Grays (GRY)	a			0018				0647				0728				0758		
Grays (GRY)	d			0019				0648				0730	0742			0800	0822	
Purfleet (PFL)	d												0748				0828	
Rainham (RNM)	d												0753				0833	
Dagenham Dock (DDK)	d												0756				0837	
Chafford Hundred Lakeside (CFH)	d			0024				0651				0733				0803		
Ockendon (OCK)	d			0028				0655				0737				0807		
Upminster (UPM)	⊖		0011	0034	0621		0651	0702	0707		0737	0744			0807	0814		
Barking (BKG)	⊖		0020	0042a	0629		0659	0711	0715		0745	0753	0802		0815	0823	0842	
Stratford (SRA)	⊖ DLR 7	a																
London Liverpool Street (LST)	⊖ 15	a																
West Ham (WEH)	⊖ DLR	d	0006	0025	0634		0704	0716	0720		0750	0758	0808		0820	0828	0848	
Limehouse (LHS)	DLR	d	0003	0011	0030	0639	0709	0721	0725		0755	0803	0813		0825	0833	0853	
London Fenchurch Street (FST)	7	a	0008	0015	0035	0644	0714	0726	0730		0800	0807	0817		0830	0837	0857	

Operator Train ID	CC 2B11	CC 2D05	CC 2R05	CC 2D07	CC 9B01	CC 2D07	CC 2R07	CC 2D09	CC 9B03	CC 2D09	CC 2R09	CC 2D11	CC 9B05	CC 2D11	CC 2R11	CC 2D13	CC 9B07	CC 2D13		
Shoeburyness (SRY)	d	0756			0813	0826			0843	0856		0913	0926			0943	0956			
Thorpe Bay (TPB)	d	0800			0817	0830			0847	0900		0917	0930			0947	1000			
Southend East (SOE)	d	0802			0819	0832			0849	0902		0919	0932			0949	1002			
Southend Central (SOC)	a	0805			0822	0835			0852	0905		0922	0935			0952	1005			
Southend Central (SOC)	d	0805			0822	0835			0852	0905		0922	0935			0952	1005			
Westcliff (WCF)	d	0807			0824	0837			0854	0907		0924	0937			0954	1007			
Chalkwell (CHW)	d	0810			0827	0840			0857	0910		0927	0940			0957	1010			
Leigh-on-Sea (LES)	d	0812			0830	0842			0900	0912		0930	0942			1000	1012			
Benfleet (BEF)	d	0817			0835	0847			0905	0917		0935	0947			1005	1017			
Pitsea (PSE)	d	0820			0840	0850			0910	0920		0940	0950			1010	1020			
Basildon (BSO)	d	0824				0854				0924			0954				1024			
Laindon (LAI)	d	0827				0857				0927			0957				1027			
West Horndon (WHR)	d	0832	←			0902	←			0932	←		1002	←			1032	←		
Stanford-le-Hope (SFO)	d		0816		0846		0846		0916		0916		0946		0946		1016		1016	
East Tilbury (ETL)	d		0819	→			0849		→			0919		→		0949		→	1019	
Tilbury Town (TIL)	8		0825				0855			0925			0955				1025			
Grays (GRY)	a		0828				0858			0928			0958				1028			
Grays (GRY)	d		0830	0852			0900	0922			0930	0952			1000	1022			1030	
Purfleet (PFL)	d							0928				0958				1028				
Rainham (RNM)	d							0933				1003				1033				
Dagenham Dock (DDK)	d							0937				1007				1037				
Chafford Hundred Lakeside (CFH)	d		0833				0903				0933				1003				1033	
Ockendon (OCK)	d		0837				0907				0937				1007				1037	
Upminster (UPM)	⊖	d	0837	0844		0907	0914			0937	0944			1007	1014			1037	1044	
Barking (BKG)	⊖	d	0846	0853	0912		0917	0923	0942		0947	0953	1012		1017	1023	1042		1047	1053
Stratford (SRA)	⊖ DLR 7	a					0925			0955			1025						1055	
London Liverpool Street (LST)	⊖ 15	a					0933			1003			1033						1103	
West Ham (WEH)	⊖ DLR	d	0851	0858	0918			0928	0948			0958	1018			1028	1048		1058	
Limehouse (LHS)	DLR	d	0856	0903	0923			0933	0953			1003	1023			1033	1053		1103	
London Fenchurch Street (FST)	7	a	0900	0907	0927			0937	0957			1007	1027			1037	1057		1107	

NOTES (see introductory pages for explanation of train operator codes and standard symbols)

- a Arrival time
- d Departure time

Shoeburyness, Southend Central, Tilbury, Grays and Basildon to Upminster, Barking and London

Sundays

Operator	Train ID	CC 2R13	CC 2D15	CC 9B09	CC 2D15	CC 2R15	CC 2D17	CC 9B11	CC 2D17	CC 2R17	CC 2D19	CC 9B13	CC 2D19	CC 2R19	CC 2D21	CC 9B15	CC 2D21	CC 2R21	CC 2D23
Shoeburyness (SRY)	d		1013	1026			1043	1056				1113	1126			1143	1156		1213
Thorpe Bay (TPB)	d		1017	1030			1047	1100				1117	1130			1147	1200		1217
Southend East (SOE)	d		1019	1032			1049	1102				1119	1132			1149	1202		1219
Southend Central (SOC)	a		1022	1035			1052	1105				1122	1135			1152	1205		1222
Southend Central (SOC)	d		1022	1035			1052	1105				1122	1135			1152	1205		1222
Westcliff (WCF)	d		1024	1037			1054	1107				1124	1137			1154	1207		1224
Chalkwell (CHW)	d		1027	1040			1057	1110				1127	1140			1157	1210		1227
Leigh-on-Sea (LES)	d		1030	1042			1100	1112				1130	1142			1200	1212		1230
Benfleet (BEF)	d		1035	1047			1105	1117				1135	1147			1205	1217		1235
Pitsea (PSE)	d		1040	1050			1110	1120				1140	1150			1210	1220		1240
Basildon (BSO)	d			1054				1124					1154				1224		
Laindon (LAI)	d			1057				1127					1157				1227		
West Horndon (WHR)	d			1102				1132					1202				1232		
Stanford-le-Hope (SFO)	d		1046		1046		1116		1116		1146		1146		1216		1216		1246
East Tilbury (ETL)	d		↳		1049		↳		1119		↳		1149		↳		1219		↳
Tilbury Town (TIL)	8 d				1055				1125				1155				1225		
Grays (GRY)	a				1058				1128				1158				1228		
Grays (GRY)	d	1052			1100	1122			1130	1152			1200	1222			1230	1252	
Purfleet (PFL)	d	1058				1128				1158				1228				1258	
Rainham (RNM)	d	1103				1133				1203				1233				1303	
Dagenham Dock (DDK)	d	1107				1137				1207				1237				1307	
Chafford Hundred Lakeside (CFH)	d				1103				1133					1203				1233	
Ockendon (OCK)	d				1107				1137					1207				1237	
Upminster (UPM)	⊖ d			1107	1114			1137	1144			1207	1214			1237	1244		
Barking (BKG)	⊖ d	1112		1117	1123	1142		1147	1153	1212		1217	1223	1242		1247	1253	1312	
Stratford (SRA)	⊖ DLR 7 a			1125				1155					1225			1255			
London Liverpool Street (LST)	⊖ 15 a			1133				1203					1233			1303			
West Ham (WEH)	⊖ DLR d	1118			1128	1148			1158	1218			1228	1248				1258	1318
Limehouse (LHS)	DLR d	1123			1133	1153			1203	1223			1233	1253				1303	1323
London Fenchurch Street (FST)	7 a	1127			1137	1157			1207	1227			1237	1257				1307	1327

Operator	Train ID	CC 9B17	CC 2D23	CC 2R23	CC 2D25	CC 9B19	CC 2D25	CC 2R25	CC 2D27	CC 9B21	CC 2D27	CC 2R27	CC 2D29	CC 9B23	CC 2D29	CC 2R29	CC 2D31	CC 9B25	CC 2D31
Shoeburyness (SRY)	d	1226			1243	1256			1313	1326			1343	1356			1413	1426	
Thorpe Bay (TPB)	d	1230			1247	1300			1317	1330			1347	1400			1417	1430	
Southend East (SOE)	d	1232			1249	1302			1319	1332			1349	1402			1419	1432	
Southend Central (SOC)	a	1235			1252	1305			1322	1335			1352	1405			1422	1435	
Southend Central (SOC)	d	1235			1252	1305			1322	1335			1352	1405			1422	1435	
Westcliff (WCF)	d	1237			1254	1307			1324	1337			1354	1407			1424	1437	
Chalkwell (CHW)	d	1240			1257	1310			1327	1340			1357	1410			1427	1440	
Leigh-on-Sea (LES)	d	1242			1300	1312			1330	1342			1400	1412			1430	1442	
Benfleet (BEF)	d	1247			1305	1317			1335	1347			1405	1417			1435	1447	
Pitsea (PSE)	d	1250			1310	1320			1340	1350			1410	1420			1440	1450	
Basildon (BSO)	d	1254				1324				1354				1424				1454	
Laindon (LAI)	d	1257				1327				1357				1427				1457	
West Horndon (WHR)	d	1302		↳		1332		↳		1402		↳		1432		↳		1502	↳
Stanford-le-Hope (SFO)	d		1246		1316		1316		1346		1346		1416		1416		1446		1446
East Tilbury (ETL)	d		1249		↳		1319		↳		1349		↳		1419		↳		1449
Tilbury Town (TIL)	8 d		1255				1325			1355				1425				1455	
Grays (GRY)	a		1258				1328			1358				1428				1458	
Grays (GRY)	d		1300	1322			1330	1352			1400	1422			1430	1452			1500
Purfleet (PFL)	d			1328				1358				1428				1458			
Rainham (RNM)	d			1333				1403				1433				1503			
Dagenham Dock (DDK)	d			1337				1407				1437				1507			
Chafford Hundred Lakeside (CFH)	d		1303				1333			1403				1433					1503
Ockendon (OCK)	d		1307				1337			1407				1437					1507
Upminster (UPM)	⊖ d	1307	1314			1337	1344			1407	1414			1437	1444			1507	1514
Barking (BKG)	⊖ d	1317	1323	1342		1347	1353	1412		1417	1423	1442		1447	1453	1512		1517	1523
Stratford (SRA)	⊖ DLR 7 a		1325			1355				1425				1455				1525	
London Liverpool Street (LST)	⊖ 15 a		1333			1403				1433				1503				1533	
West Ham (WEH)	⊖ DLR d		1328	1348			1358	1418			1428	1448			1458	1518			1528
Limehouse (LHS)	DLR d		1333	1353			1403	1423			1433	1453			1503	1523			1533
London Fenchurch Street (FST)	7 a		1337	1357			1407	1427			1437	1457			1507	1527			1537

NOTES (see introductory pages for explanation of train operator codes and standard symbols)

- a Arrival time
- d Departure time

Shoeburyness, Southend Central, Tilbury, Grays and Basildon to Upminster, Barking and London

Sundays

Operator Train ID	CC 2R31	CC 2D33	CC 9B27	CC 2D33	CC 2R33	CC 2D35	CC 9B29	CC 2D35	CC 2R35	CC 2D37	CC 9B31	CC 2D37	CC 2R37	CC 2D39	CC 9B33	CC 2D39	CC 2R39	CC 2D41	
Shoeburyness (SRY)	d	1443	1456			1513	1526			1543	1556			1613	1626			1643	
Thorpe Bay (TPB)	d	1447	1500			1517	1530			1547	1600			1617	1630			1647	
Southend East (SOE)	d	1449	1502			1519	1532			1549	1602			1619	1632			1649	
Southend Central (SOC)	a	1452	1505			1522	1535			1552	1605			1622	1635			1652	
Southend Central (SOC)	d	1452	1505			1522	1535			1552	1605			1622	1635			1652	
Westcliff (WCF)	d	1454	1507			1524	1537			1554	1607			1624	1637			1654	
Chalkwell (CHW)	d	1457	1510			1527	1540			1557	1610			1627	1640			1657	
Leigh-on-Sea (LES)	d	1500	1512			1530	1542			1600	1612			1630	1642			1700	
Benfleet (BEF)	d	1505	1517			1535	1547			1605	1617			1635	1647			1705	
Pitsea (PSE)	d	1510	1520			1540	1550			1610	1620			1640	1650			1710	
Basildon (BSO)	d		1524				1554				1624				1654				
Laindon (LAI)	d		1527				1557				1627				1657				
West Horndon (WHR)	d		1532	←			1602	←			1632	←			1702	←			
Stanford-le-Hope (SFO)	d	1516		1516		1546		1546		1616		1616		1646		1646		1716	
East Tilbury (ETL)	d	←		1519	←			1549	←			1619	←			1649	←		
Tilbury Town (TIL)	8 d			1525				1555				1625				1655			
Grays (GRY)	a			1528				1558				1628				1658			
Grays (GRY)	d	1522			1530	1552			1600	1622			1630	1652			1700	1722	
Purfleet (PFL)	d	1528				1558				1628				1658				1728	
Rainham (RNM)	d	1533				1603				1633				1703				1733	
Dagenham Dock (DDK)	d	1537				1607				1637				1707				1737	
Chafford Hundred Lakeside (CFH)	d				1533				1603					1633				1703	
Ockendon (OCK)	d				1537				1607					1637				1707	
Upminster (UPM)	⊖ d			1537	1544			1607	1614			1637	1644			1707	1714		
Barking (BKG)	⊖ d	1542		1547	1553	1612		1617	1623	1642		1647	1653	1712		1717	1723	1742	
Stratford (SRA)	⊖ DLR 7 a			1555				1625				1655				1725			
London Liverpool Street (LST)	⊖ 15 a			1603				1633				1703				1733			
West Ham (WEH)	⊖ DLR d	1548			1558	1618			1628	1648			1658	1718				1728	1748
Limehouse (LHS)	DLR d	1553			1603	1623			1633	1653			1703	1723				1733	1753
London Fenchurch Street (FST)	7 a	1557			1607	1627			1637	1657			1707	1727				1737	1757

Operator Train ID	CC 9B35	CC 2D41	CC 2R41	CC 2D43	CC 9B37	CC 2D43	CC 2R43	CC 2D45	CC 9B39	CC 2D45	CC 2R45	CC 2D47	CC 9B41	CC 2D47	CC 2R47	CC 2D49	CC 9B43	CC 2D49	
Shoeburyness (SRY)	d	1656			1713	1726			1743	1756			1813	1826			1843	1856	
Thorpe Bay (TPB)	d	1700			1717	1730			1747	1800			1817	1830			1847	1900	
Southend East (SOE)	d	1702			1719	1732			1749	1802			1819	1832			1849	1902	
Southend Central (SOC)	a	1705			1722	1735			1752	1805			1822	1835			1852	1905	
Southend Central (SOC)	d	1705			1722	1735			1752	1805			1822	1835			1852	1905	
Westcliff (WCF)	d	1707			1724	1737			1754	1807			1824	1837			1854	1907	
Chalkwell (CHW)	d	1710			1727	1740			1757	1810			1827	1840			1857	1910	
Leigh-on-Sea (LES)	d	1712			1730	1742			1800	1812			1830	1842			1900	1912	
Benfleet (BEF)	d	1717			1735	1747			1805	1817			1835	1847			1905	1917	
Pitsea (PSE)	d	1720			1740	1750			1810	1820			1840	1850			1910	1920	
Basildon (BSO)	d	1724				1754				1824				1854				1924	
Laindon (LAI)	d	1727				1757				1827				1857				1927	
West Horndon (WHR)	d	1732	←			1802	←			1832	←			1902	←			1932	←
Stanford-le-Hope (SFO)	d	1716			1746			1746		1816		1816		1846		1846		1916	
East Tilbury (ETL)	d	1719			←			1749	←			1819		1849		1849		1919	
Tilbury Town (TIL)	8 d				1725			1755				1825		1855		1855		1925	
Grays (GRY)	a				1728			1758				1828		1858		1858		1928	
Grays (GRY)	d		1730	1752			1800	1822			1830	1852			1900	1922		1930	
Purfleet (PFL)	d				1758			1828				1858				1928			
Rainham (RNM)	d				1803			1833				1903				1933			
Dagenham Dock (DDK)	d				1807			1837				1907				1937			
Chafford Hundred Lakeside (CFH)	d		1733				1803				1833			1903				1933	
Ockendon (OCK)	d		1737				1807				1837			1907				1937	
Upminster (UPM)	⊖ d	1737	1744			1807	1814			1837	1844			1907	1914			1937	1944
Barking (BKG)	⊖ d	1747	1753	1812		1817	1823	1842		1847	1853	1912		1917	1923	1942		1947	1953
Stratford (SRA)	⊖ DLR 7 a				1755			1825			1855			1925				1955	
London Liverpool Street (LST)	⊖ 15 a				1803			1833			1903			1933				2003	
West Ham (WEH)	⊖ DLR d		1758	1818			1828	1848			1858	1918			1928	1948			1958
Limehouse (LHS)	DLR d		1803	1823			1833	1853			1903	1923			1933	1953			2003
London Fenchurch Street (FST)	7 a		1807	1827			1837	1857			1907	1927			1937	1957			2007

NOTES (see introductory pages for explanation of train operator codes and standard symbols)

- a Arrival time
- d Departure time

## Shoeburyness, Southend Central, Tilbury, Grays and Basildon to Upminster, Barking and London

## Sundays

	Operator Train ID	CC 2R49	CC 2D51	CC 9B45	CC 2D51	CC 2R51	CC 2D53	CC 9B47	CC 2D53	CC 2R53	CC 2D55	CC 9B49	CC 2D55	CC 2R55	CC 2D57	CC 9B51	CC 2D57	CC 2R57	CC 2D59
Shoeburyness (SRY)	d		1913	1926			1943	1956			2013	2026			2043	2056			2113
Thorpe Bay (TPB)	d		1917	1930			1947	2000			2017	2030			2047	2100			2117
Southend East (SOE)	d		1919	1932			1949	2002			2019	2032			2049	2102			2119
Southend Central (SOC)	a		1922	1935			1952	2005			2022	2035			2052	2105			2122
Southend Central (SOC)	d		1922	1935			1952	2005			2022	2035			2052	2105			2122
Westcliff (WCF)	d		1924	1937			1954	2007			2024	2037			2054	2107			2124
Chalkwell (CHW)	d		1927	1940			1957	2010			2027	2040			2057	2110			2127
Leigh-on-Sea (LES)	d		1930	1942			2000	2012			2030	2042			2100	2112			2130
Benfleet (BEF)	d		1935	1947			2005	2017			2035	2047			2105	2117			2135
Pitsea (PSE)	d		1940	1950			2010	2020			2040	2050			2110	2120			2140
Basildon (BSO)	d			1954				2024				2054				2124			
Laindon (LAI)	d			1957				2027				2057				2127			
West Horndon (WHR)	d			2002	←			2032	←			2102	←			2132	←		
Stanford-le-Hope (SFO)	d		1946		1946		2016		2016		2046		2046		2116		2116		2146
East Tilbury (ETL)	d		←		1949		←		2019		←		2049		←		2119		←
Tilbury Town (TIL)	8 d				1955				2025				2055				2125		
Grays (GRY)	a				1958				2028				2058				2128		
Grays (GRY)	d	1952			2000	2022			2030	2052			2100	2122			2130	2152	
Purfleet (PFL)	d	1958				2028				2058				2128				2158	
Rainham (RNM)	d	2003				2033				2103				2133				2203	
Dagenham Dock (DDK)	d	2007				2037				2107				2137				2207	
Chafford Hundred Lakeside (CFH)	d				2003				2033					2103				2133	
Ockendon (OCK)	d				2007				2037					2107				2137	
Upminster (UPM)	⊖ d			2007	2014			2037	2044			2107	2114			2137	2144		
Barking (BKG)	⊖ d	2012		2017	2023	2042		2047	2053	2112		2117	2123	2142		2147	2153	2212	
Stratford (SRA)	⊖ DLR 7 a			2025				2055				2125				2155			
London Liverpool Street (LST)	⊖ 15 a			2033				2103				2133				2203			
West Ham (WEH)	⊖ DLR d	2018			2028	2048			2058	2118			2128	2148				2158	2218
Limehouse (LHS)	DLR d	2023			2033	2053			2103	2123			2133	2153				2203	2223
London Fenchurch Street (FST)	7 a	2027			2037	2057			2107	2127			2137	2158				2207	2228

	Operator Train ID	CC 9B53	CC 2D59	CC 2D61	CC 9B55	CC 2D61	CC 2R59	CC 2B13	CC 2D63	CC 2B15	CC 2D63
Shoeburyness (SRY)	d	2126		2143	2156			2210	2226	2240	
Thorpe Bay (TPB)	d	2130		2147	2200			2214	2230	2244	
Southend East (SOE)	d	2132		2149	2202			2216	2232	2246	
Southend Central (SOC)	a	2135		2152	2205			2219	2235	2249	
Southend Central (SOC)	d	2135		2152	2205			2219	2235	2249	
Westcliff (WCF)	d	2137		2154	2207			2221	2237	2251	
Chalkwell (CHW)	d	2140		2157	2210			2224	2240	2254	
Leigh-on-Sea (LES)	d	2142		2200	2212			2226	2243	2256	
Benfleet (BEF)	d	2147		2205	2217			2231	2248	2301	
Pitsea (PSE)	d	2150		2210	2220			2234	2253	2304	
Basildon (BSO)	d	2154			2224			2238		2308	
Laindon (LAI)	d	2157			2227			2241		2311	
West Horndon (WHR)	d	2202	←		2232	←		2246		2316	←
Stanford-le-Hope (SFO)	d		2146	2216		2216		2259		2259	
East Tilbury (ETL)	d		2149	←		2219				2302	
Tilbury Town (TIL)	8 d		2155			2225				2308	
Grays (GRY)	a		2158			2228				2311	
Grays (GRY)	d		2200			2230	2235			2312	
Purfleet (PFL)	d						2241				
Rainham (RNM)	d						2246				
Dagenham Dock (DDK)	d						2250				
Chafford Hundred Lakeside (CFH)	d		2203			2233					2315
Ockendon (OCK)	d		2207			2237					2319
Upminster (UPM)	⊖ d	2207	2214		2237	2244		2251		2321	2326
Barking (BKG)	⊖ d	2217	2223		2247	2253	2256	2300		2330	2335
Stratford (SRA)	⊖ DLR 7 a		2225		2255						
London Liverpool Street (LST)	⊖ 15 a		2233		2303						
West Ham (WEH)	⊖ DLR d		2228			2258	2302	2305		2335	2340
Limehouse (LHS)	DLR d		2233			2303	2307	2310		2340	2345
London Fenchurch Street (FST)	7 a		2237			2307	2312	2314		2345	2350

NOTES (see introductory pages for explanation of train operator codes and standard symbols)

- a Arrival time  
d Departure time