

London to Wimbledon, Kingston, Shepperton, Surbiton, Hampton Court, Guildford, Chessington, Epsom and Dorking

Mondays to Fridays

Operator	SW	SW	SW	SW		SW	SW	SW	SW	SW	SW	SW	SW	SW	SW	SW	SW
Train ID	2G73	2D75	2G77	2K77		2G73	2J75	2G77	2D77	2H73	2H77	2F77	2K77	2P05	2H01	2F01	1W51
Days of operation/Notes	MO	MO	MO	MO		MX	MX	MX	MX	MX	MX	MX J	MX	H		J	C
1st Class/Reservations/Bus/Ferry														□			□
London Waterloo (WAT)	15 d		0001	0012								0009	0012	0508		0520	0530
Vauxhall (VXH)	d		0004	0016							0001	0013	0016	0512		0524	
Clapham Junction (CLJ)	10 d		0009	0021							0006	0018	0021	0517		0529	0537u
Earlsfield (EAD)	d		0012					0002			0009	0021	0024			0532	
Wimbledon (WIM)	6 d		0016	0027				0006			0013	0025	0028	0523	0529	0536	0543a
Raynes Park (RAY)	6 d		0019	0030					0001		0016		0031		0532		
Motspur Park (MOT)	d								0004								
Malden Manor (MAL)	d																
Tolworth (TOL)	d																
Chessington North (CSN)	d																
Chessington South (CSS)	a																
Worcester Park (WCP)	d								0007								
Stoneleigh (SNL)	d		0001						0010								
Ewell West (EWW)	d		0003						0012								
Epsom (EPS)	3 a		0007						0016								
Epsom (EPS)	3 d								0019								
Ashstead (AHD)	d								0023								
Leatherhead (LHD)	d								0026								
Box Hill & Westhumble (BXW)	d																
Dorking (DKG)	4 a																
New Malden (NEM)	6 d		0022	0032							0019		0034		0535		
Norbiton (NBT)	d			0036							0022		0037		0538		
Kingston (KNG)	a			0038							0025		0040		0541		
Kingston (KNG)	d			0039							0025		0040		0541		
Hampton Wick (HMW)	d			0041s							0027		0042		0543		
Teddington (TED)	a			0043s							0030		0045		0546		
Strawberry Hill (STW)	a			0046									0049				
Twickenham (TWI)	a																
St Margarets (SMG)	a																
Richmond (RMD)	a																
Fulwell (FLW)	d										0034				0550		
Hampton (HMP)	d										0038				0554		
Kempton Park (KMP)	d										0041						
Sunbury (SUU)	d										0043				0558		
Upper Halliford (UPH)	d									0001	0045				0600		
Shepperton (SHP)	a									0006	0050				0605		
Berrylands (BRS)	d		0025														
Surbiton (SUR)	6 d		0032c				0005	0014				0032a		0531		0543a	
Thames Ditton (THD)	d						0009										
Hampton Court (HMC)	a						0012										
Hinchley Wood (HYW)	d		0037					0018									
Claygate (CLG)	d		0039					0021									
Oxshott (OXS)	d		0043					0024									
Cobham & Stoke D'abernon (CSD)	d		0046					0028									
Bookham (BKA)	d								0032								
Effingham Junction (EFF)	6 d		0051					0032	0036								
Horsley (HSY)	d		0053					0034	0039								
Clandon (CLA)	d		0058					0039	0044								
London Road (Guildford) (LRD)	d	0003	0103			0003		0044	0049								
Guildford (GLD)	a	0007	0107			0009		0050	0053					0600			

For the complete service between London and Kingston via Richmond see table 160

For the complete service between London, Epsom and Dorking see table 162

For fast services between London and Guildford via Woking see table 152

NOTES (see introductory pages for explanation of train operator codes and standard symbols)

- a Arrival time
- d Departure time
- s Stops to set down only
- u Stops to pick up only
- c Arrives 3 minutes earlier

- C To Weymouth, see table 154
- H To Portsmouth Harbour, see table 155
- J To Woking, see table 152

- MO Mondays only
- MX Not Mondays

London to Wimbledon, Kingston, Shepperton, Surbiton, Hampton Court, Guildford, Chessington, Epsom and Dorking

Mondays to Fridays

Operator	SW	SW	SW	SW	SW	SW	SW	SW	SW	SW	SW	SW	SW	SW	SW	SW	SW
Train ID	2G03	2D03	2F03	2M03	2K03	2H85	2H05	2G05	2J05	2D05	2H87	2M05	2F05	1D05	2K05	2G07	2J07
Days of operation/Notes	J	J	J	A	B	B	J	J	B	J	J	J	J	A	A	J	J
London Waterloo (WAT)	15 d	0540	0550		0557	0557		0600	0606	0609	0615	0616	0620	0624	0627	0633	0636
Vauxhall (VXH)	d	0544	0554		0601	0601		0604	0610	0613	0619	0620	0624	0628	0631	0637	0640
Clapham Junction (CLJ)	10 d	0549	0559		0606	0607		0609	0615	0618	0625	0625	0629	0633	0636	0642	0645
Earlsfield (EAD)	d	0552	0602		0609			0612	0618	0621		0628	0632	0636	0639	0645	0648
Wimbledon (WIM)	6 d	0549	0556	0606	0609	0613		0617	0622	0625		0633	0636	0640	0643	0649	0652
Raynes Park (RAY)	6 d		0559		0612	0616			0625	0628		0636		0643	0646		0655
Motspur Park (MOT)	d		0602		0615					0631		0639		0646			
Malden Manor (MAL)	d				0619							0643					
Tolworth (TOL)	d				0621							0645					
Chessington North (CSN)	d				0624							0648					
Chessington South (CSS)	a				0627							0652					
Worcester Park (WCP)	d		0605							0634				0649			
Stoneleigh (SNL)	d		0608							0637				0652			
Ewell West (EWW)	d		0610							0639				0654			
Epsom (EPS)	3 a		0614							0648				0658			
Epsom (EPS)	3 d		0614							0649				0658			
Ashted (AHD)	d		0618							0653				0702			
Leatherhead (LHD)	d		0622							0656				0706			
Box Hill & Westhumble (BXW)	d													0711			
Dorking (DKG)	4 a													0714			
New Malden (NEM)	6 d				0619				0628						0649		0658
Norbiton (NBT)	d				0622										0652		
Kingston (KNG)	a				0625										0655		
Kingston (KNG)	d				0626		0640									0658	
Hampton Wick (HMW)	d				0630		0642									0700	
Teddington (TED)	a				0635		0645									0705	
Strawberry Hill (STW)	a				0638	0624d					0654d					0708	
Twickenham (TWI)	a				0645	0620d					0646d					0715	
St Margarets (SMG)	a				0647						0644d					0717	
Richmond (RMD)	6 a				0650	0616d					0641d					0720	
Fulwell (FLW)	d					0632	0649					0657					
Hampton (HMP)	d					0636	0653					0701					
Kempton Park (KMP)	d					0639						0704					
Sunbury (SUU)	d					0641	0658					0706					
Upper Halliford (UPH)	d					0647e	0700					0711c					
Shepperton (SHP)	a					0652	0705					0716					
Berrylands (BRS)	d								0630								0700
Surbiton (SUR)	6 d	0557		0614a				0625	0635				0644a			0657	0705
Thames Ditton (THD)	d								0639								0709
Hampton Court (HMC)	a								0642								0712
Hinchley Wood (HYW)	d	0601							0629								0701
Claygate (CLG)	d	0604							0632								0703
Oxshott (OXS)	d	0607							0635								0707
Cobham & Stoke D'abernon (CSD)	d	0611							0639								0710
Bookham (BKA)	d		0627								0702						
Effingham Junction (EFF)	6 d	0615	0631					0643		0705							0715
Horsley (HSY)	d	0618						0646									0718
Clandon (CLA)	d	0623						0651									0723
London Road (Guildford) (LRD)	d	0628	0640					0656		0714							0728
Guildford (GLD)	a	0632	0644					0702		0720							0734

NOTES (see introductory pages for explanation of train operator codes and standard symbols)

- a Arrival time
- d Departure time
- c Arrives 3 minutes earlier
- e Arrives 4 minutes earlier

- A To London Waterloo via Richmond, see table 160
- B Via Richmond, see table 160
- J To Woking, see table 152

London to Wimbledon, Kingston, Shepperton, Surbiton, Hampton Court, Guildford, Chessington, Epsom and Dorking

Mondays to Fridays

Operator Train ID Days of operation/Notes 1st Class/Reservations/Bus/Ferry	SW	SW	SW	SW	SW	SW	SW	SW	SW	SW	SW	SW	SW	SW	SW	SW	SW
	1D13	2K13 A	2G15	2J15	2L19 E □	2H15	2M15	2F15 J	1A19 D □	2D15	2K15 A	2G17	2J17	2L21 E □	2H17	2M17	2F17 J
London Waterloo (WAT) 15 d	0824	0827	0833	0836	0842	0842	0847	0850	0853	0854	0857	0903	0906	0912	0912	0917	0920
Vauxhall (VXH) d	0828	0831	0837	0840		0846	0851	0854		0858	0901	0907	0910		0916	0921	0924
Clapham Junction (CLJ) 10 d	0833	0836	0842	0845		0851	0856	0859	0900u	0903	0906	0912	0915	0919u	0921	0926	0929
Earlsfield (EAD) d	0836	0839	0845	0848			0859	0902		0906	0909	0915	0918		0929	0932	
Wimbledon (WIM) 6 d	0840	0843	0849	0852		0858	0903	0906		0910	0913	0919	0922		0928	0933	0936
Raynes Park (RAY) 6 d	0843	0846		0855		0901	0906			0913	0916		0925		0931	0936	
Motspur Park (MOT) d	0846						0909			0916						0939	
Malden Manor (MAL) d							0913									0943	
Tolworth (TOL) d							0915									0945	
Chessington North (CSN) d							0918									0948	
Chessington South (CSS) a							0923									0953	
Worcester Park (WCP) d	0849									0919							
Stoneleigh (SNL) d	0852									0922							
Ewell West (EWW) d	0854									0924							
Epsom (EPS) 3 a	0858									0928							
Epsom (EPS) 3 d	0858									0928							
Ashstead (AHD) d	0902									0932							
Leatherhead (LHD) d	0906									0936							
Box Hill & Westhumble (BXW) d	0911																
Dorking (DKG) 4 a	0914																
New Malden (NEM) 6 d		0849		0858		0904				0919		0928		0934			
Norbiton (NBT) d		0852				0907				0922				0937			
Kingston (KNG) a		0855				0910				0925				0940			
Kingston (KNG) d		0858				0910				0928				0940			
Hampton Wick (HMW) d		0900				0912				0930				0942			
Teddington (TED) a		0905				0915				0935				0945			
Strawberry Hill (STW) a		0908								0938							
Twickenham (TWI) a		0912								0942							
St Margarets (SMG) a		0915								0945							
Richmond (RMD) a		0918								0948							
Fulwell (FLW) d						0919									0949		
Hampton (HMP) d						0923									0953		
Kempton Park (KMP) d						0926									0956		
Sunbury (SUU) d						0928									0958		
Upper Halliford (UPH) d						0930									1000		
Shepperton (SHP) a						0935									1005		
Berrylands (BRS) d				0900								0930					
Surbiton (SUR) 6 d			0857	0905	0859a		0913a	0910a				0927	0930	0935	0929a		0943a
Thames Ditton (THD) d				0909									0939				
Hampton Court (HMC) a				0912									0942				
Hinchley Wood (HYW) d			0902									0932					
Claygate (CLG) d			0905									0935					
Oxshott (OXS) d			0909									0939					
Cobham & Stoke D'abernon (CSD) d			0913									0943					
Bookham (BKA) d										0941							
Effingham Junction (EFF) 6 d			0919							0945		0949					
Horsley (HSY) d			0922							0948		0952					
Clandon (CLA) d			0928							0953		0958					
London Road (Guildford) (LRD) d			0933							0958		1003					
Guildford (GLD) a			0939							1002		1009					

NOTES (see introductory pages for explanation of train operator codes and standard symbols)

- a Arrival time
d Departure time
u Stops to pick up only

- A To London Waterloo via Richmond, see table 160
D To Alton, see table 152
E To Basingstoke, see table 152
J To Woking, see table 152

London to Wimbledon, Kingston, Shepperton, Surbiton, Hampton Court, Guildford, Chessington, Epsom and Dorking

Mondays to Fridays

Operator	SW 1A21	SW 1D17	SW 2K17	SW 2G19	SW 2J19	SW 2L23	SW 2H19	SW 2M19	SW 2F19	SW 1A23	SW 2D19	SW 2K19	SW 2G21	SW 2J21	SW 2L25	SW 2H21	SW 2M21	
Train ID	D	D	A			E			J	D		A			E			
Days of operation/Notes																		
1st Class/Reservations/Bus/Ferry																		
London Waterloo (WAT)	15	0924	0924	0927	0933	0936	0942	0942	0947	0950	0953	0954	0957	1003	1006	1012	1012	1017
Vauxhall (VXH)			0928	0931	0937	0940		0946	0951	0954		0958	1001	1007	1010		1016	1021
Clapham Junction (CLJ)	10		0933	0936	0942	0945		0951	0956	0959	1000u	1003	1006	1012	1015	1019u	1021	1026
Earlsfield (EAD)			0936	0939	0945	0948			0959	1002		1006	1009	1015	1018			1029
Wimbledon (WIM)	6		0940	0943	0949	0952		0958	1003	1006		1010	1013	1019	1022		1028	1033
Raynes Park (RAY)	6		0943	0946		0955		1001	1006			1013	1016	1025		1031	1036	
Motspur Park (MOT)		0946						1009				1016						1039
Malden Manor (MAL)								1013										1043
Tolworth (TOL)								1015										1045
Chessington North (CSN)								1018										1048
Chessington South (CSS)								1023										1053
Worcester Park (WCP)		0949										1019						
Stoneleigh (SNL)		0952										1022						
Ewell West (EWW)		0954										1024						
Epsom (EPS)	3	0958										1028						
Epsom (EPS)	3	0958										1028						
Ashstead (AHD)		1002										1032						
Leatherhead (LHD)		1006										1036						
Box Hill & Westhumble (BXW)		1011																
Dorking (DKG)	4	1014																
New Malden (NEM)	6			0949		0958		1004				1019		1028		1034		
Norbiton (NBT)			0952					1007				1022				1037		
Kingston (KNG)			0955					1010				1025				1040		
Kingston (KNG)				0958				1010				1028				1040		
Hampton Wick (HMW)				1000				1012				1030				1042		
Teddington (TED)				1005				1015				1035				1045		
Strawberry Hill (STW)				1008								1038						
Twickenham (TWI)				1012								1042						
St Margarets (SMG)				1015								1045						
Richmond (RMD)				1018								1048						
Fulwell (FLW)								1019										1049
Hampton (HMP)								1023										1053
Kempton Park (KMP)								1026										1056
Sunbury (SUU)								1028										1058
Upper Halliford (UPH)								1030										1100
Shepperton (SHP)								1035										1105
Berrylands (BRS)					1000										1030			
Surbiton (SUR)	6	0939a		0957	1005	0959a			1013a	1011a			1027	1035	1029a			
Thames Ditton (THD)					1009										1039			
Hampton Court (HMC)					1012										1042			
Hinchley Wood (HYW)				1002									1032					
Claygate (CLG)				1005									1035					
Oxshott (OXS)				1009									1039					
Cobham & Stoke D'abernon (CSD)				1013									1043					
Bookham (BKA)											1041							
Effingham Junction (EFF)	6			1019								1045	1049					
Horsley (HSY)				1022								1048	1052					
Clandon (CLA)				1028								1053	1058					
London Road (Guildford) (LRD)				1033								1058	1103					
Guildford (GLD)				1039								1102	1109					

NOTES (see introductory pages for explanation of train operator codes and standard symbols)

a Arrival time
d Departure time
u Stops to pick up only

A To London Waterloo via Richmond, see table 160
D To Alton, see table 152
E To Basingstoke, see table 152
J To Woking, see table 152

London to Wimbledon, Kingston, Shepperton, Surbiton, Hampton Court, Guildford, Chessington, Epsom and Dorking

Mondays to Fridays

Operator	SW	SW	SW	SW	SW	SW	SW	SW	SW	SW	SW	SW	SW	SW	SW	SW	SW	
Train ID	2F21	1A25	1D21	2K21	2G23	2J23	2L27	2H23	2M23	2F23	1A27	2D23	2K23	2G25	2J25	2L29	2H25	
Days of operation/Notes 1st Class/Reservations/Bus/Ferry	J	D D		A			E E			J	D D		A			E E		
London Waterloo (WAT)	15 d	1020	1023	1024	1027	1033	1036	1042	1042	1047	1050	1053	1054	1057	1103	1106	1112	1112
Vauxhall (VXH)	d	1024		1028	1031	1037	1040		1046	1051	1054		1058	1101	1107	1110		1116
Clapham Junction (CLJ)	10 d	1029	1030u	1033	1036	1042	1045		1051	1056	1059	1100u	1103	1106	1112	1115	1119u	1121
Earlsfield (EAD)	d	1032		1036	1039	1045	1048		1059	1102			1106	1109	1115	1118		
Wimbledon (WIM)	6 d	1036		1040	1043	1049	1052		1058	1103	1106		1110	1113	1119	1122		1128
Raynes Park (RAY)	6 d			1043	1046		1055		1101	1106			1113	1116	1125			1131
Motspur Park (MOT)	d			1046						1109			1116					
Malden Manor (MAL)	d									1113								
Tolworth (TOL)	d									1115								
Chessington North (CSN)	d									1118								
Chessington South (CSS)	a									1123								
Worcester Park (WCP)	d			1049									1119					
Stoneleigh (SNL)	d			1052									1122					
Ewell West (EWW)	d			1054									1124					
Epsom (EPS)	3 a			1058									1128					
Epsom (EPS)	3 d			1058									1128					
Ashstead (AHD)	d			1102									1132					
Leatherhead (LHD)	d			1106									1136					
Box Hill & Westhumble (BXW)	d			1111														
Dorking (DKG)	4 a			1114														
New Malden (NEM)	6 d				1049		1058		1104					1119		1128		1134
Norbiton (NBT)	d				1052				1107					1122				1137
Kingston (KNG)	a				1055				1110					1125				1140
Kingston (KNG)	d				1058				1110					1128				1140
Hampton Wick (HMW)	d				1100				1112					1130				1142
Teddington (TED)	a				1105				1115					1135				1145
Strawberry Hill (STW)	a				1108									1138				
Twickenham (TWI)	a				1112									1142				
St Margarets (SMG)	a				1115									1145				
Richmond (RMD)	6 a				1118									1148				
Fulwell (FLW)	d								1119									1149
Hampton (HMP)	d								1123									1153
Kempton Park (KMP)	d								1126									1156
Sunbury (SUU)	d								1128									1158
Upper Halliford (UPH)	d								1130									1200
Shepperton (SHP)	a								1135									1205
Berrylands (BRS)	d						1100									1130		
Surbiton (SUR)	6 d	1043a	1040a			1057	1105	1059a			1113a	1110a			1127	1135	1129a	
Thames Ditton (THD)	d						1109									1139		
Hampton Court (HMC)	a						1112									1142		
Hinchley Wood (HYW)	d					1102									1132			
Claygate (CLG)	d					1105									1135			
Oxshott (OXS)	d					1109									1139			
Cobham & Stoke D'abernon (CSD)	d					1113									1143			
Bookham (BKA)	d												1141					
Effingham Junction (EFF)	6 d					1119							1145		1149			
Horsley (HSY)	d					1122							1148		1152			
Clandon (CLA)	d					1128							1153		1158			
London Road (Guildford) (LRD)	d					1133							1158		1203			
Guildford (GLD)	a					1139							1202		1209			

NOTES (see introductory pages for explanation of train operator codes and standard symbols)

- a Arrival time
- d Departure time
- u Stops to pick up only

- A To London Waterloo via Richmond, see table 160
- D To Alton, see table 152
- E To Basingstoke, see table 152
- J To Woking, see table 152

London to Wimbledon, Kingston, Shepperton, Surbiton, Hampton Court, Guildford, Chessington, Epsom and Dorking

Mondays to Fridays

Operator	SW	SW	SW	SW	SW	SW	SW	SW	SW	SW	SW	SW	SW	SW	SW	SW	SW	
Train ID	2H29	2M29	2F29	1A33	1D29	2K29	2G31	2J31	2L35	2H31	2M31	2F31	1A35	2D31	2K31	2G33	2J33	
Days of operation/Notes 1st Class/Reservations/Bus/Ferry	J	J	J	D	D	A			E			J	D		A			
London Waterloo (WAT)	15 d	1212	1217	1220	1223	1224	1227	1233	1236	1242	1242	1247	1250	1253	1254	1257	1303	1306
Vauxhall (VXH)	15 d	1216	1221	1224		1228	1231	1237	1240		1246	1251	1254		1258	1301	1307	1310
Clapham Junction (CLJ)	10 d	1221	1226	1229	1230u	1233	1236	1242	1245		1251	1256	1259	1300u	1303	1306	1312	1315
Earlsfield (EAD)	d		1229	1232		1236	1239	1245	1248			1259	1302		1306	1309	1315	1318
Wimbledon (WIM)	6 d	1228	1233	1236		1240	1243	1249	1252		1258	1303	1306		1310	1313	1319	1322
Raynes Park (RAY)	6 d	1231	1236			1243	1246		1256		1301	1306			1313	1316		1325
Motspur Park (MOT)	d		1239			1246						1309			1316			
Malden Manor (MAL)	d		1243									1313						
Tolworth (TOL)	d		1245									1315						
Chessington North (CSN)	d		1248									1318						
Chessington South (CSS)	a		1253									1323						
Worcester Park (WCP)	d					1249									1319			
Stoneleigh (SNL)	d					1252									1322			
Ewell West (EWW)	d					1254									1324			
Epsom (EPS)	3 a					1258									1328			
Epsom (EPS)	3 d					1258									1328			
Ashstead (AHD)	d					1302									1332			
Leatherhead (LHD)	d					1306									1336			
Box Hill & Westhumble (BXW)	d					1311												
Dorking (DKG)	4 a					1314												
New Malden (NEM)	6 d	1234					1249		1259		1304					1319		1328
Norbiton (NBT)	d	1237					1252				1307					1322		
Kingston (KNG)	a	1240					1255				1310					1325		
Kingston (KNG)	d	1240					1258				1310					1328		
Hampton Wick (HMW)	d	1242					1300				1312					1330		
Teddington (TED)	a	1245					1305				1315					1335		
Strawberry Hill (STW)	a						1308									1338		
Twickenham (TWI)	a						1312									1342		
St Margarets (SMG)	a						1315									1345		
Richmond (RMD)	6 a						1318									1348		
Fulwell (FLW)	d	1249									1319							
Hampton (HMP)	d	1253									1323							
Kempton Park (KMP)	d	1256									1326							
Sunbury (SUU)	d	1258									1328							
Upper Halliford (UPH)	d	1300									1330							
Shepperton (SHP)	a	1305									1335							
Berrylands (BRS)	d								1301									1330
Surbiton (SUR)	6 d			1243a	1240a			1257	1306	1259a			1313a	1310a			1327	1335
Thames Ditton (THD)	d								1310									1339
Hampton Court (HMC)	a								1313									1342
Hinchley Wood (HYW)	d								1302									1332
Claygate (CLG)	d								1305									1335
Oxshott (OXS)	d								1309									1339
Cobham & Stoke D'abernon (CSD)	d								1313									1343
Bookham (BKA)	d														1341			
Effingham Junction (EFF)	6 d								1319						1345		1349	
Horsley (HSY)	d								1322						1348		1352	
Clandon (CLA)	d								1328						1353		1358	
London Road (Guildford) (LRD)	d								1333						1358		1403	
Guildford (GLD)	a								1339						1402		1409	

NOTES (see introductory pages for explanation of train operator codes and standard symbols)

- a Arrival time
- d Departure time
- u Stops to pick up only

- A To London Waterloo via Richmond, see table 160
- D To Alton, see table 152
- E To Basingstoke, see table 152
- J To Woking, see table 152

London to Wimbledon, Kingston, Shepperton, Surbiton, Hampton Court, Guildford, Chessington, Epsom and Dorking

Mondays to Fridays

Operator	SW	SW	SW	SW	SW	SW	SW	SW	SW	SW	SW	SW	SW	SW	SW	SW	SW	
Train ID	2L37	2H33	2M33	2F33	1A37	1D33	2K33	2G35	2J35	2L39	2H35	2M35	2F35	1A39	2D35	2K35	2G37	
Days of operation/Notes	E			J	D		A			E			J	D		A		
1st Class/Reservations/Bus/Ferry	□				□					□				□				
London Waterloo (WAT)	15 d	1312	1312	1317	1320	1323	1324	1327	1333	1336	1342	1342	1347	1350	1353	1354	1357	1403
Vauxhall (VXH)	15 d		1316	1321	1324		1328	1331	1337	1340		1346	1351	1354	1358	1401	1407	
Clapham Junction (CLJ)	10 d	1319u	1321	1326	1329	1330u	1333	1336	1342	1345		1351	1356	1359	1400u	1403	1406	1412
Earlsfield (EAD)	d			1329	1332		1336	1339	1345	1348			1359	1402		1406	1409	1415
Wimbledon (WIM)	6 d		1328	1333	1336		1340	1343	1349	1352		1359	1403	1406		1410	1413	1419
Raynes Park (RAY)	6 d		1331	1336			1343	1346		1355		1402	1406		1413	1416		
Motspur Park (MOT)	d			1339			1346						1409		1416			
Malden Manor (MAL)	d			1343									1413					
Tolworth (TOL)	d			1345									1415					
Chessington North (CSN)	d			1348									1418					
Chessington South (CSS)	a			1353									1423					
Worcester Park (WCP)	d						1349									1419		
Stoneleigh (SNL)	d						1352									1422		
Ewell West (EWW)	d						1354									1424		
Epsom (EPS)	3 a						1358									1428		
Epsom (EPS)	3 d						1400									1428		
Ashstead (AHD)	d						1404									1432		
Leatherhead (LHD)	d						1407									1436		
Box Hill & Westhumble (BXW)	d						1412											
Dorking (DKG)	4 a						1415											
New Malden (NEM)	6 d		1334				1349		1358			1405					1419	
Norbiton (NBT)	d		1337				1352					1408					1422	
Kingston (KNG)	a		1340				1355					1411					1425	
Kingston (KNG)	d		1340				1358					1411					1428	
Hampton Wick (HMW)	d		1342				1400					1413					1430	
Teddington (TED)	a		1345				1405					1416					1435	
Strawberry Hill (STW)	a						1408										1438	
Twickenham (TWI)	a						1412										1442	
St Margarets (SMG)	a						1415										1445	
Richmond (RMD)	15 a						1418										1448	
Fulwell (FLW)	d		1349									1420						
Hampton (HMP)	d		1353									1424						
Kempton Park (KMP)	d		1356									1427						
Sunbury (SUU)	d		1358									1429						
Upper Halliford (UPH)	d		1400									1431						
Shepperton (SHP)	a		1406									1436						
Berrylands (BRS)	d								1400									
Surbiton (SUR)	6 d	1329a			1343a	1340a		1357	1400	1405	1359a			1413a	1410a			1427
Thames Ditton (THD)	d								1409									
Hampton Court (HMC)	a								1412									
Hinchley Wood (HYW)	d							1402										1432
Claygate (CLG)	d							1405										1435
Oxshott (OXS)	d							1409										1439
Cobham & Stoke D'abernon (CSD)	d							1413										1443
Bookham (BKA)	d														1441			
Effingham Junction (EFF)	6 d							1419								1445		1449
Horsley (HSY)	d							1422								1448		1452
Clandon (CLA)	d							1428								1453		1458
London Road (Guildford) (LRD)	d							1433								1458		1503
Guildford (GLD)	a							1439								1502		1509

NOTES (see introductory pages for explanation of train operator codes and standard symbols)

- a Arrival time
- d Departure time
- u Stops to pick up only

- A To London Waterloo via Richmond, see table 160
- D To Alton, see table 152
- E To Basingstoke, see table 152
- J To Woking, see table 152

London to Wimbledon, Kingston, Shepperton, Surbiton, Hampton Court, Guildford, Chessington, Epsom and Dorking

Mondays to Fridays

Operator	SW	SW	SW	SW	SW	SW	SW	SW	SW	SW	SW	SW	SW	SW	SW	SW	
Train ID	2J37	2L41	2H37	2M37	2F37	1A41	1D37	2K37	2G39	2J39	2L43	2H39	2M39	2F39	1A43	2D39	2K39
Days of operation/Notes		E			J	D		A			E			J	D		A
1st Class/Reservations/Bus/Ferry		□				□					□				□		
London Waterloo (WAT)	1406	1412	1412	1417	1420	1423	1424	1427	1433	1436	1442	1442	1447	1450	1453	1454	1457
Vauxhall (VXH)	1410		1416	1421	1424		1428	1431	1437	1440		1446	1451	1454		1458	1501
Clapham Junction (CLJ)	1415	1419u	1421	1426	1429	1430u	1433	1436	1442	1445		1451	1456	1459	1500u	1503	1506
Earlsfield (EAD)	1418			1429	1432		1436	1439	1445	1448			1459	1502		1506	1509
Wimbledon (WIM)	1422		1428	1433	1436		1440	1443	1449	1452		1458	1503	1506		1510	1513
Raynes Park (RAY)	1425		1431	1436			1443	1446		1455		1501	1506			1513	1516
Motspur Park (MOT)				1439			1446						1509			1516	
Malden Manor (MAL)				1443									1513				
Tolworth (TOL)				1445									1515				
Chessington North (CSN)				1448									1518				
Chessington South (CSS)				1453									1523				
Worcester Park (WCP)							1449										1519
Stoneleigh (SNL)							1452										1522
Ewell West (EWW)							1454										1524
Epsom (EPS)	3 a						1458										1528
Epsom (EPS)	3 d						1458										1528
Ashstead (AHD)							1502										1532
Leatherhead (LHD)							1506										1536
Box Hill & Westhumble (BXW)							1511										
Dorking (DKG)	4 a						1514										
New Malden (NEM)	6 d	1428		1434				1449		1458		1504					1519
Norbiton (NBT)				1437				1452				1507					1522
Kingston (KNG)				1440				1455				1510					1525
Kingston (KNG)				1440				1458				1510					1528
Hampton Wick (HMW)				1442				1500				1512					1530
Teddington (TED)				1445				1505				1515					1535
Strawberry Hill (STW)								1508									1538
Twickenham (TWI)								1512									1542
St Margarets (SMG)								1515									1545
Richmond (RMD)	6 a							1518									1548
Fulwell (FLW)				1449								1519					
Hampton (HMP)				1453								1523					
Kempton Park (KMP)				1456								1526					
Sunbury (SUU)				1458								1528					
Upper Halliford (UPH)				1500								1530					
Shepperton (SHP)				1505								1535					
Berrylands (BRS)		1430								1500							
Surbiton (SUR)	6 d	1435	1429a		1443a	1440a			1457	1505	1459a			1513a	1510a		
Thames Ditton (THD)		1439								1509							
Hampton Court (HMC)		1442								1512							
Hinchley Wood (HYW)									1502								
Claygate (CLG)									1505								
Oxshott (OXS)									1509								
Cobham & Stoke D'abernon (CSD)									1513								
Bookham (BKA)																	1541
Effingham Junction (EFF)	6 d								1519								1545
Horsley (HSY)									1522								1548
Clandon (CLA)									1528								1553
London Road (Guildford) (LRD)									1533								1558
Guildford (GLD)									1539								1602

NOTES (see introductory pages for explanation of train operator codes and standard symbols)

- a Arrival time
- d Departure time
- u Stops to pick up only

- A To London Waterloo via Richmond, see table 160
- D To Alton, see table 152
- E To Basingstoke, see table 152
- J To Woking, see table 152

London to Wimbledon, Kingston, Shepperton, Surbiton, Hampton Court, Guildford, Chessington, Epsom and Dorking

Mondays to Fridays

Operator	SW	SW	SW	SW	SW	SW	SW	SW	SW	SW	SW	SW	SW	SW	SW	SW	SW	
Train ID	2G41	2J41	2T45	2H41	2M41	2F41	1A45	1D41	2K41	2G43	2J43	2L47	2H43	2M43	2F43	1A47	2D43	
Days of operation/Notes 1st Class/Reservations/Bus/Ferry			H □			J	D □		A			E □			J	D □		
London Waterloo (WAT)	15 d	1503	1506	1512	1512	1517	1520	1523	1524	1527	1533	1536	1542	1542	1547	1550	1553	1554
Vauxhall (VXH)	15 d	1507	1510		1516	1521	1524		1528	1531	1537	1540		1546	1551	1554		1558
Clapham Junction (CLJ)	10 d	1512	1515	1519u	1521	1526	1529	1531u	1533	1536	1542	1545		1551	1556	1559	1600u	1603
Earlsfield (EAD)	d	1515	1518		1529	1532			1536	1539	1545	1548		1554	1559	1602		1606
Wimbledon (WIM)	6 d	1519	1522		1528	1533	1536		1540	1543	1549	1552		1558	1603	1606		1610
Raynes Park (RAY)	6 d		1525		1531	1536			1543	1546		1555		1601	1606			1613
Motspur Park (MOT)	d					1539			1546						1609			1616
Malden Manor (MAL)	d					1543									1613			
Tolworth (TOL)	d					1545									1615			
Chessington North (CSN)	d					1548									1618			
Chessington South (CSS)	a					1553									1623			
Worcester Park (WCP)	d								1549									1619
Stoneleigh (SNL)	d								1552									1622
Ewell West (EWW)	d								1554									1624
Epsom (EPS)	3 a								1558									1628
Epsom (EPS)	3 d								1558									1628
Ashted (AHD)	d								1602									1632
Leatherhead (LHD)	d								1606									1636
Box Hill & Westhumble (BXW)	d								1611									
Dorking (DKG)	4 a								1614									
New Malden (NEM)	6 d		1528		1534				1549		1558		1604					
Norbiton (NBT)	d				1537				1552				1607					
Kingston (KNG)	a				1540				1555				1610					
Kingston (KNG)	d				1540				1558				1610					
Hampton Wick (HMW)	d				1542				1600				1612					
Teddington (TED)	a				1545				1605				1615					
Strawberry Hill (STW)	a								1608									
Twickenham (TWI)	a								1612									
St Margarets (SMG)	a								1615									
Richmond (RMD)	6 a								1618									
Fulwell (FLW)	d				1549								1619					
Hampton (HMP)	d				1553								1623					
Kempton Park (KMP)	d				1556								1626					
Sunbury (SUU)	d				1558								1628					
Upper Halliford (UPH)	d				1600								1630					
Shepperton (SHP)	a				1605								1635					
Berrylands (BRS)	d		1530									1600						
Surbiton (SUR)	6 d	1528	1535	1529a			1543a	1541a		1557		1605	1559a			1613a	1610a	
Thames Ditton (THD)	d		1539									1609						
Hampton Court (HMC)	a		1542									1612						
Hinchley Wood (HYW)	d	1532									1602							
Claygate (CLG)	d	1535									1605							
Oxshott (OXS)	d	1539									1609							
Cobham & Stoke D'abernon (CSD)	d	1543									1613							
Bookham (BKA)	d																	1641
Effingham Junction (EFF)	6 d	1549									1619							1645
Horsley (HSY)	d	1552									1622							1648
Clandon (CLA)	d	1558									1628							1653
London Road (Guildford) (LRD)	d	1603									1633							1658
Guildford (GLD)	a	1609									1639							1702

NOTES (see introductory pages for explanation of train operator codes and standard symbols)

- a Arrival time
- d Departure time
- u Stops to pick up only

- A To London Waterloo via Richmond, see table 160
- D To Alton, see table 152
- E To Basingstoke, see table 152
- H To Portsmouth Harbour, see table 155
- J To Woking, see table 152

London to Wimbledon, Kingston, Shepperton, Surbiton, Hampton Court, Guildford, Chessington, Epsom and Dorking

Mondays to Fridays

Operator	SW	SW	SW	SW	SW	SW	SW	SW	SW	SW	SW	SW	SW	SW	SW	SW	SW	
Train ID	2K43	2G45	2J45	2B49	2H45	2M45	2F45	1D45	1A49	2K45	2G47	2J47	2L51	2H47	2M47	2F47	2D47	
Days of operation/Notes	A			F			J		D	A			E			J		
1st Class/Reservations/Bus/Ferry																		
London Waterloo (WAT)	15 d	1557	1603	1606	1612	1612	1617	1620	1624	1625	1627	1633	1636	1642	1642	1647	1650	1654
Vauxhall (VXH)	15 d	1601	1607	1610		1616	1621	1624	1628		1631	1637	1640		1646	1651	1654	1658
Clapham Junction (CLJ)	10 d	1606	1612	1615	1619u	1621	1626	1629	1633		1636	1642	1645		1651	1656	1659	1703
Earlsfield (EAD)	d	1609	1615	1618		1624	1629	1632	1636		1639	1645	1648		1654	1659	1702	1706
Wimbledon (WIM)	6 d	1613	1619	1622		1628	1633	1636	1640		1643	1649	1652		1658	1703	1706	1710
Raynes Park (RAY)	6 d	1616		1625		1631	1636		1643		1646		1655		1701	1706		1713
Motspur Park (MOT)	d						1639		1646							1709		1716
Malden Manor (MAL)	d						1643									1713		
Tolworth (TOL)	d						1645									1715		
Chessington North (CSN)	d						1648									1718		
Chessington South (CSS)	a						1653									1723		
Worcester Park (WCP)	d								1649									1719
Stoneleigh (SNL)	d								1652									1722
Ewell West (EWW)	d								1654									1724
Epsom (EPS)	3 a								1658									1728
Epsom (EPS)	3 d								1658									1728
Ashted (AHD)	d								1702									1732
Leatherhead (LHD)	d								1706									1736
Box Hill & Westhumble (BXW)	d								1711									
Dorking (DKG)	4 a								1716									
New Malden (NEM)	6 d	1619		1628		1634				1649		1658		1704				
Norbiton (NBT)	d	1622				1637				1652				1707				
Kingston (KNG)	a	1625				1640				1655				1710				
Kingston (KNG)	d	1628				1640				1658				1710				
Hampton Wick (HMW)	d	1630				1642				1700				1712				
Teddington (TED)	a	1635				1645				1705				1715				
Strawberry Hill (STW)	a	1638								1708								
Twickenham (TWI)	a	1642								1712								
St Margarets (SMG)	a	1645								1715								
Richmond (RMD)	a	1648								1718								
Fulwell (FLW)	d					1649									1719			
Hampton (HMP)	d					1653									1723			
Kempton Park (KMP)	d					1656									1726			
Sunbury (SUU)	d					1658									1728			
Upper Halliford (UPH)	d					1700									1730			
Shepperton (SHP)	a					1705									1735			
Berrylands (BRS)	d			1630								1700						
Surbiton (SUR)	6 d		1627	1635	1629a			1643a		1640a		1657	1705	1659a			1713a	
Thames Ditton (THD)	d			1639									1709					
Hampton Court (HMC)	a			1644									1714					
Hinchley Wood (HYW)	d		1632									1702						
Claygate (CLG)	d		1635									1705						
Oxshott (OXS)	d		1639									1709						
Cobham & Stoke D'abernon (CSD)	d		1643									1713						
Bookham (BKA)	d																	1741
Effingham Junction (EFF)	6 d		1649									1719						1745
Horsley (HSY)	d		1652									1722						1748
Clandon (CLA)	d		1658									1728						1753
London Road (Guildford) (LRD)	d		1703									1733						1758
Guildford (GLD)	a		1709									1739						1804

NOTES (see introductory pages for explanation of train operator codes and standard symbols)

- a Arrival time
- d Departure time
- u Stops to pick up only

- A To London Waterloo via Richmond, see table 160
- D To Alton, see table 152
- E To Basingstoke, see table 152
- F To Southampton Central, see table 154
- J To Woking, see table 152

London to Wimbledon, Kingston, Shepperton, Surbiton, Hampton Court, Guildford, Chessington, Epsom and Dorking

Mondays to Fridays

Operator	SW	SW	SW	SW	SW	SW	SW	SW	SW	SW	SW	SW	SW	SW	SW	SW	SW
Train ID	2K47	2F91	2G49	2J49	2H49	2M49	2F49	1D49	2K49	2F93	2G51	2J51	2H93	2H51	2M51	2F51	2D51
Days of operation/Notes	A	I					J		A	I			B			J	
1st Class/Reservations/Bus/Ferry																	
London Waterloo (WAT)	1657	1702	1703	1706	1712	1717	1720	1724	1727	1732	1733	1736	1743	1742	1747	1750	1754
Vauxhall (VXH)	1701		1707	1710	1716	1721	1724	1728	1731		1737	1741	1747	1747	1751	1754	1758
Clapham Junction (CLJ)	1706		1712	1715	1721	1726	1729	1733	1736		1742	1746	1753	1752	1756	1759	1803
Earlsfield (EAD)	1709		1715	1718	1724	1729	1732	1736	1739		1745	1749		1755	1759	1802	1806
Wimbledon (WIM)	1713		1719	1722	1728	1733	1736	1740	1743		1749	1753		1759	1803	1806	1810
Raynes Park (RAY)	1716			1725	1731	1736		1743	1746			1756		1802	1806		1813
Motspur Park (MOT)						1739		1746									1816
Malden Manor (MAL)						1743										1813	
Tolworth (TOL)						1745										1815	
Chessington North (CSN)						1748										1818	
Chessington South (CSS)						1753										1823	
Worcester Park (WCP)								1749									1819
Stoneleigh (SNL)								1752									1822
Ewell West (EWW)								1754									1824
Epsom (EPS)	3 a							1758									1828
Epsom (EPS)	3 d							1758									1828
Ashted (AHD)								1802									1832
Leatherhead (LHD)								1806									1836
Box Hill & Westhumble (BXW)								1811									
Dorking (DKG)	4 a							1816									
New Malden (NEM)	6 d	1719		1728	1734				1749			1759		1805			
Norbiton (NBT)		1722			1737				1752					1808			
Kingston (KNG)	a	1725			1740				1755					1811			
Kingston (KNG)	d	1728			1740				1758					1811			
Hampton Wick (HMW)	d	1730			1742				1800					1813			
Teddington (TED)	a	1735			1745				1805					1816			
Strawberry Hill (STW)	a	1738							1808				1810d				
Twickenham (TWI)	a	1742							1812				1806d				
St Margarets (SMG)	a	1745							1815								
Richmond (RMD)	6 a	1748							1818					1802d			
Fulwell (FLW)	d				1749									1813	1820		
Hampton (HMP)	d				1753									1817	1824		
Kempton Park (KMP)	d				1756										1827		
Sunbury (SUU)	d				1758									1821	1829		
Upper Halliford (UPH)	d				1800									1823	1836f		
Shepperton (SHP)	a				1805									1828	1839		
Berrylands (BRS)	d			1730								1801					
Surbiton (SUR)	6 d		1718	1730e	1735		1743a			1748	1757	1806				1813a	
Thames Ditton (THD)	d			1739										1810			
Hampton Court (HMC)	a			1744										1815			
Hinchley Wood (HYW)	d			1735								1805					
Claygate (CLG)	d			1737								1808					
Oxshott (OXS)	d			1741								1811					
Cobham & Stoke D'abernon (CSD)	d			1745								1815					
Bookham (BKA)	d																1841
Effingham Junction (EFF)	6 d			1749								1820					1845
Horsley (HSY)	d			1752								1822					1848
Clandon (CLA)	d			1758								1827					1853
London Road (Guildford) (LRD)	d			1804								1832					1858
Guildford (GLD)	a		1759	1811						1831	1839						1904

NOTES (see introductory pages for explanation of train operator codes and standard symbols)

- a Arrival time
- d Departure time
- e Arrives 4 minutes earlier
- f Arrives 5 minutes earlier

- A To London Waterloo via Richmond, see table 160
- B Via Richmond, see table 160
- J To Woking, see table 152

London to Wimbledon, Kingston, Shepperton, Surbiton, Hampton Court, Guildford, Chessington, Epsom and Dorking

Mondays to Fridays

Operator	SW	SW	SW	SW	SW	SW	SW	SW	SW	SW	SW	SW	SW	SW	SW	SW	SW
Train ID	2K51	2A95	2G53	2J53	2H53	2M53	2F53	1D53	1A57	2K53	2G55	2J55	2H97	2H55	2M55	2F55	1A59
Days of operation/Notes	A	G					J		D	A			B			J	D
1st Class/Reservations/Bus/Ferry																	
London Waterloo (WAT)	15 d	1802	1803	1806	1812	1817	1820	1824	1825	1827	1833	1836	1843	1842	1847	1850	1853
Vauxhall (VXH)	d	1801	1807	1811	1817	1821	1824	1828		1831	1837	1841	1847	1847	1851	1854	
Clapham Junction (CLJ)	10 d	1806	1812	1816	1822	1826	1829	1833	1832u	1836	1842	1846	1853	1852	1856	1859	1900u
Earlsfield (EAD)	d	1809	1815	1819	1825	1829	1832	1836		1839	1845	1849		1855	1859	1902	
Wimbledon (WIM)	6 d	1813	1819	1823	1829	1833	1836	1840		1843	1849	1853		1859	1903	1906	
Raynes Park (RAY)	6 d	1816		1826	1832	1836		1843		1846		1856		1902	1906		
Motspur Park (MOT)	d					1839		1846								1909	
Malden Manor (MAL)	d					1843									1913		
Tolworth (TOL)	d					1845									1915		
Chessington North (CSN)	d					1848									1918		
Chessington South (CSS)	a					1853									1923		
Worcester Park (WCP)	d							1849									
Stoneleigh (SNL)	d							1852									
Ewell West (EWW)	d							1854									
Epsom (EPS)	3 a							1858									
Epsom (EPS)	3 d							1858									
Ashted (AHD)	d							1902									
Leatherhead (LHD)	d							1906									
Box Hill & Westhumble (BXW)	d							1911									
Dorking (DKG)	4 a							1916									
New Malden (NEM)	6 d	1819		1829	1835					1849		1859		1905			
Norbiton (NBT)	d	1822			1838					1852				1908			
Kingston (KNG)	a	1825			1841					1855				1911			
Kingston (KNG)	d	1828			1841					1858				1911			
Hampton Wick (HMW)	d	1830			1843					1900				1913			
Teddington (TED)	a	1835			1846					1905				1916			
Strawberry Hill (STW)	a	1838								1908			1910d				
Twickenham (TWI)	a	1842								1912			1906d				
St Margarets (SMG)	a	1845								1915							
Richmond (RMD)	6 a	1848								1918			1902d				
Fulwell (FLW)	d				1850								1913	1920			
Hampton (HMP)	d				1854								1917	1924			
Kempton Park (KMP)	d				1857									1927			
Sunbury (SUU)	d				1859								1921	1929			
Upper Halliford (UPH)	d				1901								1923	1936f			
Shepperton (SHP)	a				1906								1928	1939			
Berrylands (BRS)	d				1831								1901				
Surbiton (SUR)	6 d	1817a	1827	1836			1843a	1842a		1857		1906				1913a	1910a
Thames Ditton (THD)	d				1840								1910				
Hampton Court (HMC)	a				1845								1915				
Hinchley Wood (HYW)	d			1832							1905						
Claygate (CLG)	d			1835							1908						
Oxshott (OXS)	d			1839							1912						
Cobham & Stoke D'abernon (CSD)	d			1843							1916						
Bookham (BKA)	d																
Effingham Junction (EFF)	6 d			1849							1920						
Horsley (HSY)	d			1852							1923						
Clandon (CLA)	d			1858							1928						
London Road (Guildford) (LRD)	d			1903							1933						
Guildford (GLD)	a			1909							1939						

NOTES (see introductory pages for explanation of train operator codes and standard symbols)

- a Arrival time
- d Departure time
- u Stops to pick up only
- f Arrives 5 minutes earlier

- A To London Waterloo via Richmond, see table 160
- B Via Richmond, see table 160
- D To Alton, see table 152
- G To Aldershot, see table 152
- J To Woking, see table 152

London to Wimbledon, Kingston, Shepperton, Surbiton, Hampton Court, Guildford, Chessington, Epsom and Dorking

Mondays to Fridays

Operator	SW	SW	SW	SW	SW	SW	SW	SW	SW	SW	SW	SW	SW	SW	SW	SW	SW	
Train ID	2D55	2K55	2G57	2J57	2L61	2H57	2M57	2F57	1A61	1D57	2K57	2G59	2J59	2L63	2H59	2M59	2F59	
Days of operation/Notes 1st Class/Reservations/Bus/Ferry		A			E □			J	D □		A			E □			J	
London Waterloo (WAT)	15 d	1854	1857	1903	1906	1912	1912	1917	1920	1923	1924	1927	1933	1936	1942	1942	1947	1950
Vauxhall (VXH)	d	1858	1901	1907	1911	1917	1921	1924			1928	1931	1937	1940	1946	1951	1954	
Clapham Junction (CLJ)	10 d	1903	1906	1912	1916	1919u	1922	1926	1929	1931u	1933	1936	1942	1945	1949u	1951	1956	1959
Earlsfield (EAD)	d	1906	1909	1915	1919		1925	1929	1932		1936	1939	1945	1948			1959	2002
Wimbledon (WIM)	6 d	1910	1913	1919	1923		1929	1933	1936		1940	1943	1949	1952		1958	2003	2006
Raynes Park (RAY)	6 d	1913	1916		1926		1932	1936			1943	1946	1955		2001	2006		
Motspur Park (MOT)	d	1917					1939				1946						2009	
Malden Manor (MAL)	d						1943										2013	
Tolworth (TOL)	d						1945										2015	
Chessington North (CSN)	d						1948										2018	
Chessington South (CSS)	a						1953										2023	
Worcester Park (WCP)	d	1920									1949							
Stoneleigh (SNL)	d	1923									1952							
Ewell West (EWW)	d	1926									1954							
Epsom (EPS)	3 a	1930									1958							
Epsom (EPS)	3 d	1931									1958							
Ashstead (AHD)	d	1935									2002							
Leatherhead (LHD)	d	1940									2006							
Box Hill & Westhumble (BXW)	d										2011							
Dorking (DKG)	4 a										2014							
New Malden (NEM)	6 d		1919		1929		1935					1949		1958		2004		
Norbiton (NBT)	d		1922				1938					1952				2007		
Kingston (KNG)	a		1925				1941					1955				2010		
Kingston (KNG)	d		1928				1941					1958				2010		
Hampton Wick (HMW)	d		1930				1943					2000				2012		
Teddington (TED)	a		1935				1946					2005				2015		
Strawberry Hill (STW)	a		1938									2008						
Twickenham (TWI)	a		1942									2012						
St Margarets (SMG)	a		1946									2015						
Richmond (RMD)	a		1949									2018						
Fulwell (FLW)	d						1950										2019	
Hampton (HMP)	d						1954										2023	
Kempton Park (KMP)	d						1957										2026	
Sunbury (SUU)	d						1959										2028	
Upper Halliford (UPH)	d						2001										2030	
Shepperton (SHP)	a						2006										2035	
Berrylands (BRS)	d				1931								2000					
Surbiton (SUR)	6 d			1927	1936	1929a			1943a	1941a			1957	2000	2005	1959a		2013a
Thames Ditton (THD)	d				1940										2009			
Hampton Court (HMC)	a				1943										2012			
Hinchley Wood (HYW)	d				1932								2002					
Claygate (CLG)	d				1935								2005					
Oxshott (OXS)	d				1939								2009					
Cobham & Stoke D'abernon (CSD)	d				1943								2013					
Bookham (BKA)	d	1946																
Effingham Junction (EFF)	6 d	1952			1947								2019					
Horsley (HSY)	d	1955			1950								2022					
Clandon (CLA)	d	2000			1956								2028					
London Road (Guildford) (LRD)	d	2005			2001								2033					
Guildford (GLD)	a	2011			2006								2039					

NOTES (see introductory pages for explanation of train operator codes and standard symbols)

- a Arrival time
- d Departure time
- u Stops to pick up only

- A To London Waterloo via Richmond, see table 160
- D To Alton, see table 152
- E To Basingstoke, see table 152
- J To Woking, see table 152

London to Wimbledon, Kingston, Shepperton, Surbiton, Hampton Court, Guildford, Chessington, Epsom and Dorking

Mondays to Fridays

Operator	SW	SW	SW	SW	SW	SW	SW	SW	SW	SW	SW	SW	SW	SW	SW	SW	SW	
Train ID	2D59	2K59	2G61	2J61	2H61	2M61	2F61	2A65	1D63	2K61	2G63	2J63	2L67	2H63	2M63	2F63	2D65	
Days of operation/Notes																		
1st Class/Reservations/Bus/Ferry																		
London Waterloo (WAT)	15 d	1954	1957	2003	2006	2012	2017	2020	2023	2024	2027	2033	2036	2042	2042	2047	2053	2056
Vauxhall (VXH)	15 d	1958	2001	2007	2010	2016	2021	2024		2028	2031	2037	2040	2046	2051	2057	2100	
Clapham Junction (CLJ)	10 d	2003	2006	2012	2015	2021	2026	2029	2030u	2033	2036	2042	2045	2049u	2051	2056	2102	2105
Earlsfield (EAD)	d	2006	2009	2015	2018		2029	2032		2036	2039	2045	2048			2059	2105	2108
Wimbledon (WIM)	6 d	2010	2013	2019	2022	2029	2034	2037		2040	2043	2049	2052		2058	2103	2109	2112
Raynes Park (RAY)	6 d	2013	2016		2025	2032	2037			2043	2046		2055		2101	2106		2115
Motspur Park (MOT)	d	2016					2040			2046						2109		2118
Malden Manor (MAL)	d						2044									2113		
Tolworth (TOL)	d						2046									2115		
Chessington North (CSN)	d						2049									2118		
Chessington South (CSS)	a						2053									2123		
Worcester Park (WCP)	d	2019								2049								2121
Stoneleigh (SNL)	d	2022								2052								2124
Ewell West (EWW)	d	2024								2054								2126
Epsom (EPS)	3 a	2028								2058								2130
Epsom (EPS)	3 d	2028								2058								2130
Ashstead (AHD)	d	2032								2102								2134
Leatherhead (LHD)	d	2036								2106								2141c
Box Hill & Westhumble (BXW)	d									2111								
Dorking (DKG)	4 a									2114								
New Malden (NEM)	6 d		2019		2028	2035				2049		2058		2104				
Norbiton (NBT)	d		2022			2038				2052				2107				
Kingston (KNG)	a		2025			2041				2055				2110				
Kingston (KNG)	d		2028			2041				2058				2110				
Hampton Wick (HMW)	d		2030			2043				2100				2112				
Teddington (TED)	a		2035			2046				2105				2115				
Strawberry Hill (STW)	a		2038							2108								
Twickenham (TWI)	a		2042							2112								
St Margarets (SMG)	a		2045							2115								
Richmond (RMD)	6 a		2048							2118								
Fulwell (FLW)	d					2050										2119		
Hampton (HMP)	d					2054										2123		
Kempton Park (KMP)	d					2057										2126		
Sunbury (SUU)	d					2059										2128		
Upper Halliford (UPH)	d					2101										2130		
Shepperton (SHP)	a					2106										2135		
Berrylands (BRS)	d				2030													
Surbiton (SUR)	6 d			2027	2035			2044a	2040a			2057	2100	2105	2059a			2116a
Thames Ditton (THD)	d				2039									2109				
Hampton Court (HMC)	a				2042									2112				
Hinchley Wood (HYW)	d				2032							2102						
Claygate (CLG)	d				2035							2105						
Oxshott (OXS)	d				2039							2109						
Cobham & Stoke D'abernon (CSD)	d				2043							2113						
Bookham (BKA)	d	2041																2146
Effingham Junction (EFF)	6 d	2045		2049								2119						2152
Horsley (HSY)	d	2048		2052								2122						2155
Clandon (CLA)	d	2053		2058								2128						2200
London Road (Guildford) (LRD)	d	2058		2103								2133						2206
Guildford (GLD)	a	2102		2109								2139						2210

NOTES (see introductory pages for explanation of train operator codes and standard symbols)

- a Arrival time
- d Departure time
- u Stops to pick up only
- c Arrives 3 minutes earlier

- A To London Waterloo via Richmond, see table 160
- D To Alton, see table 152
- E To Basingstoke, see table 152
- J To Woking, see table 152

London to Wimbledon, Kingston, Shepperton, Surbiton, Hampton Court, Guildford, Chessington, Epsom and Dorking

Mondays to Fridays

Operator	SW	SW	SW	SW	SW	SW	SW	SW	SW	SW	SW	SW	SW	SW	SW	SW	SW	
Train ID	2K63	2G65	2J65	2H65	2M65	2F65	2A69	1D67	2K65	2G67	2J67	2L71	2H67	2M67	2F67	2D71	2K67	
Days of operation/Notes	A					J	D		A			E			J		A	
1st Class/Reservations/Bus/Ferry																		
London Waterloo (WAT)	15 d	2058	2103	2106	2112	2117	2120	2123	2124	2127	2133	2136	2142	2142	2147	2150	2154	2157
Vauxhall (VXH)	15 d	2103	2107	2110	2116	2121	2124		2128	2131	2137	2140		2146	2151	2154	2158	2201
Clapham Junction (CLJ)	10 d	2108	2112	2115	2121	2126	2129	2130u	2133	2136	2142	2145	2149u	2151	2156	2159	2203	2206
Earlsfield (EAD)	d	2111	2115	2118		2129	2132		2136	2139	2145	2148		2159	2202	2206	2209	
Wimbledon (WIM)	6 d	2115	2119	2122	2128	2133	2136		2140	2143	2149	2152		2158	2203	2206	2210	2213
Raynes Park (RAY)	6 d	2118		2125	2131	2136			2143	2146		2155		2201	2206		2213	2216
Motspur Park (MOT)	d					2139			2146						2209		2216	
Malden Manor (MAL)	d					2143									2213			
Tolworth (TOL)	d					2145									2215			
Chessington North (CSN)	d					2148									2218			
Chessington South (CSS)	a					2153									2223			
Worcester Park (WCP)	d								2149									2219
Stoneleigh (SNL)	d								2152									2222
Ewell West (EWW)	d								2154									2224
Epsom (EPS)	3 a								2158									2228
Epsom (EPS)	3 d								2158									2228
Ashstead (AHD)	d								2202									2232
Leatherhead (LHD)	d								2206									2236
Box Hill & Westhumble (BXW)	d								2211									
Dorking (DKG)	4 a								2214									
New Malden (NEM)	6 d	2121		2128	2134				2149		2158			2204				2219
Norbiton (NBT)	a	2124			2137				2152					2207				2222
Kingston (KNG)	a	2127			2140				2155					2210				2225
Kingston (KNG)	d	2128			2140				2158					2210				2228
Hampton Wick (HMW)	d	2130			2142				2200					2212				2230
Teddington (TED)	a	2135			2145				2205					2215				2235
Strawberry Hill (STW)	a	2138							2208									2238
Twickenham (TWI)	a	2142							2212									2242
St Margarets (SMG)	a	2145							2215									2245
Richmond (RMD)	6 a	2148							2218									2248
Fulwell (FLW)	d				2149									2219				
Hampton (HMP)	d				2153									2223				
Kempton Park (KMP)	d				2156									2226				
Sunbury (SUU)	d				2158									2228				
Upper Halliford (UPH)	d				2200									2230				
Shepperton (SHP)	a				2205									2235				
Berrylands (BRS)	d			2130								2200						
Surbiton (SUR)	6 d		2127	2135			2143a	2140a		2157		2200	2159a			2213a		
Thames Ditton (THD)	d			2139								2209						
Hampton Court (HMC)	a			2142								2212						
Hinchley Wood (HYW)	d		2132								2202							
Claygate (CLG)	d		2135								2205							
Oxshott (OXS)	d		2139								2209							
Cobham & Stoke D'abernon (CSD)	d		2143								2213							
Bookham (BKA)	d																	2241
Effingham Junction (EFF)	6 d		2147								2219							2245
Horsley (HSY)	d		2150								2222							2248
Clandon (CLA)	d		2156								2228							2253
London Road (Guildford) (LRD)	d		2201								2233							2258
Guildford (GLD)	a		2208								2239							2302

NOTES (see introductory pages for explanation of train operator codes and standard symbols)

- a Arrival time
- d Departure time
- u Stops to pick up only

- A To London Waterloo via Richmond, see table 160
- D To Alton, see table 152
- E To Basingstoke, see table 152
- J To Woking, see table 152

London to Wimbledon, Kingston, Shepperton, Surbiton, Hampton Court, Guildford, Chessington, Epsom and Dorking

Mondays to Fridays

Operator	SW	SW	SW	SW	SW	SW	SW	SW	SW	SW	SW	SW	SW	SW	SW	SW	SW
Train ID	2G69	2J69	2H69	2M69	2F69	1A73	1D69	2K69	2G71	2J71	2L75	2H71	2F71	1A75	2D75	2K71	
Days of operation/Notes					J	D		A			E		J	D		A	
1st Class/Reservations/Bus/Ferry						□					□			□			
London Waterloo (WAT)	15 d	2203	2206	2212	2217	2220	2223	2224	2227	2233	2236	2242	2242	2250	2253	2254	2257
Vauxhall (VXH)	15 d	2207	2210	2216	2221	2224		2228	2231	2237	2240	2246	2254		2258	2301	
Clapham Junction (CLJ)	10 d	2212	2215	2221	2226	2229	2230u	2233	2236	2242	2245	2249u	2251	2259	2300u	2303	2306
Earlsfield (EAD)	d	2215	2218		2229	2232		2236	2239	2245	2248		2302		2306	2309	
Wimbledon (WIM)	6 d	2219	2222	2228	2233	2236		2240	2243	2249	2252		2259	2306	2310	2313	
Raynes Park (RAY)	6 d		2225	2231	2236			2243	2246		2255		2302		2313	2316	
Motspur Park (MOT)	d				2239			2246							2316		
Malden Manor (MAL)	d				2243												
Tolworth (TOL)	d				2245												
Chessington North (CSN)	d				2248												
Chessington South (CSS)	a				2253												
Worcester Park (WCP)	d							2249								2319	
Stoneleigh (SNL)	d							2252								2322	
Ewell West (EWW)	d							2254								2324	
Epsom (EPS)	3 a							2258								2328	
Epsom (EPS)	3 d							2258								2328	
Ashstead (AHD)	d							2302								2332	
Leatherhead (LHD)	d							2306								2336	
Box Hill & Westhumble (BXW)	d							2311									
Dorking (DKG)	4 a							2314									
New Malden (NEM)	6 d		2228	2234				2249		2258		2304				2319	
Norbiton (NBT)	d			2237				2252				2308				2322	
Kingston (KNG)	a			2240				2255				2310				2325	
Kingston (KNG)	d			2240				2258				2311				2328	
Hampton Wick (HMW)	d			2242				2300				2313				2330	
Teddington (TED)	a			2245				2305				2315				2335	
Strawberry Hill (STW)	a							2308								2338	
Twickenham (TWI)	a							2312								2342	
St Margarets (SMG)	a							2315								2345	
Richmond (RMD)	6 a							2318								2348	
Fulwell (FLW)	d			2249								2320					
Hampton (HMP)	d			2253								2323					
Kempton Park (KMP)	d			2256								2327					
Sunbury (SUU)	d			2258								2328					
Upper Halliford (UPH)	d			2300								2330					
Shepperton (SHP)	a			2305								2336					
Berrylands (BRS)	d		2230							2300							
Surbiton (SUR)	6 d	2227	2235			2243a	2240a		2257	2305	2259a		2313a	2310a			
Thames Ditton (THD)	d		2239							2309							
Hampton Court (HMC)	a		2242							2312							
Hinchley Wood (HYW)	d	2232							2301								
Claygate (CLG)	d	2235							2304								
Oxshott (OXS)	d	2239							2307								
Cobham & Stoke D'abernon (CSD)	d	2243							2311								
Bookham (BKA)	d															2341	
Effingham Junction (EFF)	6 d	2249							2315							2345	
Horsley (HSY)	d	2252							2318							2348	
Clandon (CLA)	d	2258							2323							2353	
London Road (Guildford) (LRD)	d	2303							2328							2358	
Guildford (GLD)	a	2310							2334							0002	

NOTES (see introductory pages for explanation of train operator codes and standard symbols)

- a Arrival time
- d Departure time
- u Stops to pick up only

- A To London Waterloo via Richmond, see table 160
- D To Alton, see table 152
- E To Basingstoke, see table 152
- J To Woking, see table 152

London to Wimbledon, Kingston, Shepperton, Surbiton, Hampton Court, Guildford, Chessington, Epsom and Dorking

Mondays to Fridays

Operator	SW	SW	SW	SW	SW	SW	SW	SW	SW	SW	SW	SW	SW	SW	SW	SW	SW	SW
Train ID	2M71	2G73	2J73	1D73	2L77	2H73	2F73	1A77	2K73	2J75	2D77	2L79	2G77	2H77	2F77	2K77		
Days of operation/Notes	FX	FX	FX	FX	FX E	FX	FX J	FX D	FX	FX	FX	FX E	FX	FX	TFM J	TFM		
1st Class/Reservations/Bus/Ferry					□			□				□						
London Waterloo (WAT)	15 d	2300	2303	2306	2310	2312	2313	2320	2323	2327	2336	2342	2348	2350	2357	0009	0012	
Vauxhall (VXH)	d	2304	2307	2310	2314		2317	2324		2331	2340	2346		2354	0001	0013	0016	
Clapham Junction (CLJ)	10 d	2309	2312	2315	2319	2319u	2322	2329	2330u	2336	2345	2351	2355u	2359	0006	0018	0021	
Earlsfield (EAD)	d	2312	2315	2318	2322		2332	2332		2339	2348	2354		0002	0009	0021	0024	
Wimbledon (WIM)	6 d	2316	2319	2322	2326		2329	2336		2343	2352	2358		0006	0013	0025	0028	
Raynes Park (RAY)	6 d	2319		2325	2329		2332			2346	2356	0001		0016		0031		
Motspur Park (MOT)	d	2322			2332							0004						
Malden Manor (MAL)	d	2326																
Tolworth (TOL)	d	2328																
Chessington North (CSN)	d	2331																
Chessington South (CSS)	a	2336																
Worcester Park (WCP)	d				2335							0007						
Stoneleigh (SNL)	d				2338							0010						
Ewell West (EWW)	d				2340							0012						
Epsom (EPS)	3 a				2344							0016						
Epsom (EPS)	3 d				2344							0019						
Ashstead (AHD)	d				2348							0023						
Leatherhead (LHD)	d				2352							0026						
Box Hill & Westhumble (BXW)	d				2357													
Dorking (DKG)	4 a				0001													
New Malden (NEM)	6 d			2328			2335			2349	2358				0019		0034	
Norbiton (NBT)	d						2338			2352					0022		0037	
Kingston (KNG)	a						2341			2355					0025		0040	
Kingston (KNG)	d						2341			2355					0025		0040	
Hampton Wick (HMW)	d						2343			2357					0027		0042	
Teddington (TED)	a						2346			2359					0030		0045	
Strawberry Hill (STW)	a									0003							0049	
Twickenham (TWI)	a									0007								
St Margarets (SMG)	a																	
Richmond (RMD)	6 a																	
Fulwell (FLW)	d						2350								0034			
Hampton (HMP)	d						2354								0038			
Kempton Park (KMP)	d						2357								0041			
Sunbury (SUU)	d						2359								0043			
Upper Halliford (UPH)	d						0001								0045			
Shepperton (SHP)	a						0006								0050			
Berrylands (BRS)	d			2330						2359								
Surbiton (SUR)	6 d		2327	2335		2337a		2344a	2341a		0005		0005a	0014		0032a		
Thames Ditton (THD)	d			2339						0009								
Hampton Court (HMC)	a			2342						0012								
Hinchley Wood (HYW)	d		2332											0018				
Claygate (CLG)	d		2335											0021				
Oxshott (OXS)	d		2339											0024				
Cobham & Stoke D'abernon (CSD)	d		2343											0028				
Bookham (BKA)	d											0032						
Effingham Junction (EFF)	6 d		2349									0036		0032				
Horsley (HSY)	d		2352									0039		0034				
Clandon (CLA)	d		2358									0044		0039				
London Road (Guildford) (LRD)	d		0003									0049		0044				
Guildford (GLD)	a		0009									0053		0050				

NOTES (see introductory pages for explanation of train operator codes and standard symbols)

- a Arrival time
- d Departure time
- u Stops to pick up only
- D To Alton, see table 152
- E To Basingstoke, see table 152
- J To Woking, see table 152
- FX Not Fridays
- TFM Tuesday to Friday mornings

London to Wimbledon, Kingston, Shepperton, Surbiton, Hampton Court, Guildford, Chessington, Epsom and Dorking

Mondays to Fridays

Operator	SW	SW	SW	SW	SW	SW	SW	SW	SW	SW	SW	SW	SW	SW	SW	SW	SW
Train ID	2M71	2G73	2J73	2L77	2H73	2F73	1A77	1D73	2K73	2G75	2J75	2L79	2H75	2M75	2F75	2D77	1A79
Days of operation/Notes	FO	FO	FO	FO E	FO	FO J	FO D	FO	FO A	FO	FO	FO E	FO	FO	FO J	FO	FO D
1st Class/Reservations/Bus/Ferry				□			□					□					□
London Waterloo (WAT)	15 d	2300	2303	2306	2312	2313	2320	2323	2324	2327	2333	2336	2342	2346	2350	2353	2356
Vauxhall (VXH)	d	2304	2307	2310		2317	2324		2328	2331	2337	2340		2346	2350	2354	2357
Clapham Junction (CLJ)	10 d	2309	2312	2315	2319u	2322	2329	2330u	2333	2336	2342	2345	2350u	2351	2355	2359	0002
Earlsfield (EAD)	d	2312	2315	2318		2332			2336	2339	2345	2348		2354	2358	0002	0005
Wimbledon (WIM)	6 d	2316	2319	2322		2329	2336		2340	2343	2349	2352		2358	0002	0006	0009
Raynes Park (RAY)	6 d	2319		2325		2332			2343	2346		2356		0001	0005		0012
Motspur Park (MOT)	d	2322						2346									0015
Malden Manor (MAL)	d	2326													0012		
Tolworth (TOL)	d	2328													0014		
Chessington North (CSN)	d	2331													0017		
Chessington South (CSS)	a	2336													0022		
Worcester Park (WCP)	d								2349								0018
Stoneleigh (SNL)	d								2352								0021
Ewell West (EWW)	d								2354								0023
Epsom (EPS)	3 a								2358								0027
Epsom (EPS)	3 d								2358								0027
Ashted (AHD)	d								0002								0031
Leatherhead (LHD)	d								0006								0035
Box Hill & Westhumble (BXW)	d								0011								
Dorking (DKG)	4 a								0014								
New Malden (NEM)	6 d			2328		2335				2349		2358		0004			
Norbiton (NBT)	d					2338				2352				0007			
Kingston (KNG)	a					2341				2355				0010			
Kingston (KNG)	d					2341				2359				0010			
Hampton Wick (HMW)	d					2343				0001				0012			
Teddington (TED)	a					2346				0006				0015			
Strawberry Hill (STW)	a									0009							
Twickenham (TWI)	a									0013							
St Margarets (SMG)	a									0016							
Richmond (RMD)	6 a									0019							
Fulwell (FLW)	d					2350								0019			
Hampton (HMP)	d					2354								0023			
Kempton Park (KMP)	d					2357								0026			
Sunbury (SUU)	d					2359								0028			
Upper Halliford (UPH)	d					0001								0030			
Shepperton (SHP)	a					0006								0035			
Berrylands (BRS)	d			2330								2359					
Surbiton (SUR)	6 d		2327	2335	2337a		2344a	2341a		2357	0005	2359a			0014a		0013a
Thames Ditton (THD)	d			2339								0009					
Hampton Court (HMC)	a			2342								0012					
Hinchley Wood (HYW)	d		2332							0001							
Claygate (CLG)	d		2335							0004							
Oxshott (OXS)	d		2339							0007							
Cobham & Stoke D'abernon (CSD)	d		2343							0011							
Bookham (BKA)	d																0040
Effingham Junction (EFF)	6 d		2349									0015					0044
Horsley (HSY)	d		2352									0018					0046
Clandon (CLA)	d		2358									0023					0051
London Road (Guildford) (LRD)	d		0003									0028					0056
Guildford (GLD)	a		0009									0034					0100

NOTES (see introductory pages for explanation of train operator codes and standard symbols)














- a Arrival time
- d Departure time
- u Stops to pick up only

- A To London Waterloo via Richmond, see table 160
- D To Alton, see table 152
- E To Basingstoke, see table 152
- J To Woking, see table 152

FO Fridays only

London to Wimbledon, Kingston, Shepperton, Surbiton, Hampton Court, Guildford, Chessington, Epsom and Dorking

Mondays to Fridays

Operator Train ID Days of operation/Notes 1st Class/Reservations/Bus/Ferry	SW	SW	SW	SW	SW	SW	SW	SW
	2G77 SM	2H77 SM	2L81 SM E E	2F77 SM J	1D81 SM	2F79 SM J	2K77 SM	1B01 SM F E
London Waterloo (WAT)  15 d	0003	0012	0014	0020	0025	0037	0042	0105
Vauxhall (VXH)  d	0007	0016		0024	0029	0041	0046	0109
Clapham Junction (CLJ)  10 d	0012	0021	0021u	0031c	0036c	0046	0051	0115
Earlsfield (EAD)  d	0015	0024		0034	0039	0050s		
Wimbledon (WIM)  6 d	0019	0028		0038	0043	0056c	0101	0120s
Raynes Park (RAY)  6 d		0031			0046	0059	0104	
Motspur Park (MOT) d					0049			
Malden Manor (MAL) d								
Tolworth (TOL) d								
Chessington North (CSN) d								
Chessington South (CSS) a								
Worcester Park (WCP) d					0052			
Stoneleigh (SNL) d					0055			
Ewell West (EWW) d					0057			
Epsom (EPS)  3 a					0101			
Epsom (EPS)  3 d					0101			
Ashted (AHD) d					0105			
Leatherhead (LHD) d					0109			
Box Hill & Westhumble (BXW) d					0114			
Dorking (DKG)  4 a					0117			
New Malden (NEM)  6 d		0034				0102	0107	
Norbiton (NBT) d		0037					0110	
Kingston (KNG) a		0040					0113	
Kingston (KNG) d		0040					0113	
Hampton Wick (HMW) d		0042					0115s	
Teddington (TED) a		0045					0118s	
Strawberry Hill (STW) a							0122	
Twickenham (TWI) a								
St Margarets (SMG) a								
Richmond (RMD)  a								
Fulwell (FLW) d		0049						
Hampton (HMP) d		0053						
Kempton Park (KMP) d		0056						
Sunbury (SUU) d		0058						
Upper Halliford (UPH) d		0100						
Shepperton (SHP) a		0105						
Berrylands (BRS) d						0104s		
Surbiton (SUR)  6 d	0027		0032a	0045a		0108a		0128a
Thames Ditton (THD) d								
Hampton Court (HMC) a								
Hinchley Wood (HYW) d	0031							
Claygate (CLG) d	0033							
Oxshott (OXS) d	0037							
Cobham & Stoke D'abernon (CSD) d	0040							
Bookham (BKA) d								
Effingham Junction (EFF)  6 d	0048							
Horsley (HSY) d	0050							
Clandon (CLA) d	0055							
London Road (Guildford) (LRD) d	0100							
Guildford (GLD) a	0107							

NOTES (see introductory pages for explanation of train operator codes and standard symbols)















- a Arrival time
- d Departure time
- s Stops to set down only
- u Stops to pick up only
- c Arrives 3 minutes earlier

- E To Basingstoke, see table 152
- F To Southampton Central, see table 154
- J To Woking, see table 152

SM Saturday mornings

London to Wimbledon, Kingston, Shepperton, Surbiton, Hampton Court, Guildford, Chessington, Epsom and Dorking

Saturdays

Operator	SW 2G73	SW 2H73	SW 1D73	SW 2K73	SW 2G75	SW 2J75	SW 2H75	SW 2M75	SW 2F75 G	SW 2D77	SW 1A79 B F	SW 2G77	SW 2H77	SW 2L81 C F	SW 2F77 G	SW 1D81	SW 2F79 G	SW 2K77
Train ID Days of operation/Notes 1st Class/Reservations/Bus/Ferry																		
London Waterloo (WAT)  15 d												0003	0012	0014	0020	0025	0037	0042
Vauxhall (VXH)  d												0007	0016		0024	0029	0041	0046
Clapham Junction (CLJ)  10 d										0002	0003u	0012	0021	0021u	0031c	0036c	0046	0051
Earlsfield (EAD)  d									0002	0005		0015	0024		0034	0039	0050s	
Wimbledon (WIM)   6 d								0002	0006	0009		0019	0028		0038	0043	0056c	0101
Raynes Park (RAY)  6 d							0001	0005		0012			0031			0046	0059	0104
Motspur Park (MOT) d								0008		0015						0049		
Malden Manor (MAL) d								0012										
Tolworth (TOL) d								0014										
Chessington North (CSN) d								0017										
Chessington South (CSS) a								0022										
Worcester Park (WCP) d										0018						0052		
Stoneleigh (SNL) d										0021						0055		
Ewell West (EWW) d										0023						0057		
Epsom (EPS)  3 a										0027						0101		
Epsom (EPS)  3 d										0027						0101		
Ashstead (AHD) d			0002							0031						0105		
Leatherhead (LHD) d			0006							0035						0109		
Box Hill & Westhumble (BXW) d			0011													0114		
Dorking (DKG)  4 a			0014													0117		
New Malden (NEM)  6 d							0004						0034				0102	0107
Norbiton (NBT) d							0007						0037					0110
Kingston (KNG) a							0010						0040					0113
Kingston (KNG) d							0010						0040					0113
Hampton Wick (HMW) d				0001			0012						0042					0115s
Teddington (TED) a				0006			0015						0045					0118s
Strawberry Hill (STW) a				0009														0122
Twickenham (TWI) a				0013														
St Margarets (SMG) a				0016														
Richmond (RMD)  a				0019														
Fulwell (FLW) d							0019						0049					
Hampton (HMP) d							0023						0053					
Kempton Park (KMP) d							0026						0056					
Sunbury (SUU) d							0028						0058					
Upper Halliford (UPH) d		0001					0030						0100					
Shepperton (SHP) a		0006					0035						0105					
Berrylands (BRS) d																	0104s	
Surbiton (SUR)  6 d						0005			0014a		0013a	0027		0032a	0045a		0108a	
Thames Ditton (THD) d						0009												
Hampton Court (HMC) a						0012												
Hinchley Wood (HYW) d					0001								0031					
Claygate (CLG) d					0004								0033					
Oxshott (OXS) d					0007								0037					
Cobham & Stoke D'abernon (CSD) d					0011								0040					
Bookham (BKA) d										0040								
Effingham Junction (EFF)  6 d					0015					0044		0048						
Horsley (HSY) d					0018					0046		0050						
Clandon (CLA) d					0023					0051		0055						
London Road (Guildford) (LRD) d	0003				0028					0056		0100						
Guildford (GLD) a	0009				0034					0100		0107						

NOTES (see introductory pages for explanation of train operator codes and standard symbols)

- a Arrival time
- d Departure time
- s Stops to set down only
- u Stops to pick up only
- c Arrives 3 minutes earlier

- B To Alton, see table 152
- C To Basingstoke, see table 152
- G To Woking, see table 152

London to Wimbledon, Kingston, Shepperton, Surbiton, Hampton Court, Guildford, Chessington, Epsom and Dorking

Saturdays

Operator	SW	SW	SW	SW	SW	SW	SW	SW	SW	SW	SW	SW	SW	SW	SW	SW	SW	SW		
Train ID	1B01	2H01	2F01	1W51	2M03	2F03	2K03	2F05	2H05	2M05	1D07	2K05	2J05	2G07	2J07	2T13	2H07	2M07		
Days of operation/Notes	D		G	E				G				A				F				
1st Class/Reservations/Bus/Ferry	1																			
London Waterloo (WAT)	15 d	0105	0512	0520	0530			0550		0603	0612	0618		0627		0633	0636	0642	0642	0647
Vauxhall (VXH)	d	0109	0516	0524				0554		0607	0616	0622		0631		0637	0640		0646	0651
Clapham Junction (CLJ)	10 d	0115	0521	0529	0537u			0559		0612	0621	0627		0636		0642	0645	0649u	0651	0656
Earlsfield (EAD)	d		0524	0532				0602		0615		0630		0639		0645	0648			0659
Wimbledon (WIM)	6 d	0120s	0528	0536	0543	0603	0606	0613	0619	0628	0634	0639	0643		0649	0652		0658	0703	
Raynes Park (RAY)	6 d		0531			0609c		0617	0622	0631	0637	0643	0646			0655		0701	0706	
Motspur Park (MOT)	d					0612					0640	0646								0709
Malden Manor (MAL)	d					0616					0644									0713
Tolworth (TOL)	d					0618					0646									0715
Chessington North (CSN)	d					0621					0649									0718
Chessington South (CSS)	a					0624					0652									0721
Worcester Park (WCP)	d											0649								
Stoneleigh (SNL)	d											0652								
Ewell West (EWW)	d											0654								
Epsom (EPS)	3 a											0658								
Epsom (EPS)	3 d											0659								
Ashstead (AHD)	d											0703								
Leatherhead (LHD)	d											0707								
Box Hill & Westhumble (BXW)	d											0712								
Dorking (DKG)	4 a											0715								
New Malden (NEM)	6 d		0534					0619	0625	0634				0649		0658		0704		
Norbiton (NBT)	d		0537					0623		0637				0652				0707		
Kingston (KNG)	a		0540					0625		0640				0655				0710		
Kingston (KNG)	d		0540					0628		0640				0658				0710		
Hampton Wick (HMW)	d		0542					0630		0642				0700				0712		
Teddington (TED)	a		0545					0635		0645				0705				0715		
Strawberry Hill (STW)	a							0638						0708						
Twickenham (TWI)	a							0642						0712						
St Margarets (SMG)	a							0645						0715						
Richmond (RMD)	a							0648						0718						
Fulwell (FLW)	d		0549							0649									0719	
Hampton (HMP)	d		0553							0653									0723	
Kempton Park (KMP)	d		0556							0656									0726	
Sunbury (SUU)	d		0558							0658									0728	
Upper Halliford (UPH)	d		0600							0700									0730	
Shepperton (SHP)	a		0603							0703									0733	
Berrylands (BRS)	d															0700				
Surbiton (SUR)	6 d	0128a		0543a	0550a		0614		0627	0631a				0637	0657	0705	0659a			
Thames Ditton (THD)	d													0641		0709				
Hampton Court (HMC)	a													0644		0712				
Hinchley Wood (HYW)	d														0702					
Claygate (CLG)	d														0705					
Oxshott (OXS)	d														0709					
Cobham & Stoke D'abernon (CSD)	d														0713					
Bookham (BKA)	d																			
Effingham Junction (EFF)	6 d														0719					
Horsley (HSY)	d														0722					
Clandon (CLA)	d														0728					
London Road (Guildford) (LRD)	d														0733					
Guildford (GLD)	a						0646								0739					

NOTES (see introductory pages for explanation of train operator codes and standard symbols)

- a Arrival time
- d Departure time
- s Stops to set down only
- u Stops to pick up only
- c Arrives 3 minutes earlier

- A To London Waterloo via Richmond, see table 160
- D To Southampton Central, see table 154
- E To Weymouth, see table 154
- F To Portsmouth Harbour, see table 155
- G To Woking, see table 152

London to Wimbledon, Kingston, Shepperton, Surbiton, Hampton Court, Guildford, Chessington, Epsom and Dorking

Saturdays

Operator	SW	SW	SW	SW	SW	SW	SW	SW	SW	SW	SW	SW	SW	SW	SW	SW	SW	SW	
Train ID	2F07	2D07	2K07	2G09	2J09	2L97	2H09	2M09	2F09	1A13	1D09	2K09	2G11	2J11	2L99	2H11	2M11	2F11	
Days of operation/Notes 1st Class/Reservations/Bus/Ferry	G		A			C			G	B		A			C			G	
London Waterloo (WAT)	15 d	0650	0654	0657	0703	0706	0712	0712	0717	0720	0723	0724	0727	0733	0736	0742	0742	0747	0750
Vauxhall (VXH)	d	0654	0658	0701	0707	0710		0716	0721	0724		0728	0731	0737	0740		0746	0751	0754
Clapham Junction (CLJ)	10 d	0659	0703	0706	0712	0715	0720u	0721	0726	0729	0731u	0733	0736	0742	0745		0751	0756	0759
Earlsfield (EAD)	d	0702	0706	0709	0715	0718		0729	0732			0736	0739	0745	0748			0759	0802
Wimbledon (WIM)	6 d	0706	0710	0713	0719	0722		0728	0733	0736		0740	0743	0749	0752		0758	0803	0806
Raynes Park (RAY)	6 d		0713	0716		0725		0731	0736			0743	0746	0755		0801	0806		
Motspur Park (MOT)	d		0716					0739				0746						0809	
Malden Manor (MAL)	d							0743										0813	
Tolworth (TOL)	d							0745										0815	
Chessington North (CSN)	d							0748										0818	
Chessington South (CSS)	a							0751										0821	
Worcester Park (WCP)	d		0719									0749							
Stoneleigh (SNL)	d		0722									0752							
Ewell West (EWW)	d		0724									0754							
Epsom (EPS)	3 a		0730									0758							
Epsom (EPS)	3 d		0731									0758							
Ashstead (AHD)	d		0735									0802							
Leatherhead (LHD)	d		0738									0806							
Box Hill & Westhumble (BXW)	d											0811							
Dorking (DKG)	4 a											0814							
New Malden (NEM)	6 d			0719		0728		0734				0749		0758		0804			
Norbiton (NBT)	d			0722				0737				0752				0807			
Kingston (KNG)	a			0725				0740				0755				0810			
Kingston (KNG)	d			0728				0740				0758				0810			
Hampton Wick (HMW)	d			0730				0742				0800				0812			
Teddington (TED)	a			0735				0745				0805				0815			
Strawberry Hill (STW)	a			0738								0808							
Twickenham (TWI)	a			0742								0812							
St Margarets (SMG)	a			0745								0815							
Richmond (RMD)	6 a			0748								0818							
Fulwell (FLW)	d							0749										0819	
Hampton (HMP)	d							0753										0823	
Kempton Park (KMP)	d							0756										0826	
Sunbury (SUU)	d							0758										0828	
Upper Halliford (UPH)	d							0800										0830	
Shepperton (SHP)	a							0803										0833	
Berrylands (BRS)	d					0730									0800				
Surbiton (SUR)	6 d	0713a			0727	0735	0730a			0743a	0741a			0757	0805	0759a			0813a
Thames Ditton (THD)	d					0739									0809				
Hampton Court (HMC)	a					0742									0812				
Hinchley Wood (HYW)	d				0732								0802						
Claygate (CLG)	d				0735								0805						
Oxshott (OXS)	d				0739								0809						
Cobham & Stoke D'abernon (CSD)	d				0743								0813						
Bookham (BKA)	d		0744																
Effingham Junction (EFF)	6 d		0748		0752								0819						
Horsley (HSY)	d		0750		0755								0822						
Clandon (CLA)	d		0755		0800								0828						
London Road (Guildford) (LRD)	d		0800		0806								0833						
Guildford (GLD)	a		0804		0812								0839						

NOTES (see introductory pages for explanation of train operator codes and standard symbols)

- a Arrival time
- d Departure time
- u Stops to pick up only

- A To London Waterloo via Richmond, see table 160
- B To Alton, see table 152
- C To Basingstoke, see table 152
- G To Woking, see table 152

London to Wimbledon, Kingston, Shepperton, Surbiton, Hampton Court, Guildford, Chessington, Epsom and Dorking

Saturdays

Operator	SW	SW	SW	SW	SW	SW	SW	SW	SW	SW	SW	SW	SW	SW	SW	SW	SW	SW	
Train ID	1A15	2D11	2K11	2G13	2J13	2L17	2H13	2M13	2F13	1A17	1D13	2K13	2G15	2J15	2L19	2H15	2M15	2F15	
Days of operation/Notes 1st Class/Reservations/Bus/Ferry	B		A			C			G	B		A			C			G	
London Waterloo (WAT)	15 d	0754	0754	0757	0803	0806	0812	0812	0817	0820	0824	0824	0827	0833	0836	0842	0842	0847	0850
Vauxhall (VXH)	d		0758	0801	0807	0810		0816	0821	0824		0828	0831	0837	0840		0846	0851	0854
Clapham Junction (CLJ)	10 d	0801u	0803	0806	0812	0815	0819u	0821	0826	0829	0831u	0833	0836	0842	0845		0851	0856	0859
Earlsfield (EAD)	d		0806	0809	0815	0818		0829	0832			0836	0839	0845	0848			0859	0902
Wimbledon (WIM)	6 d		0810	0813	0819	0822		0828	0833	0836		0840	0843	0849	0852		0858	0903	0906
Raynes Park (RAY)	6 d		0813	0816		0825		0831	0836			0843	0846	0855		0901		0906	
Motspur Park (MOT)	d		0816						0839			0846							0909
Malden Manor (MAL)	d								0843										0913
Tolworth (TOL)	d								0845										0915
Chessington North (CSN)	d								0848										0918
Chessington South (CSS)	a								0851										0921
Worcester Park (WCP)	d		0819									0849							
Stoneleigh (SNL)	d		0822									0852							
Ewell West (EWW)	d		0824									0854							
Epsom (EPS)	3 a		0828									0858							
Epsom (EPS)	3 d		0828									0858							
Ashstead (AHD)	d		0832									0902							
Leatherhead (LHD)	d		0836									0906							
Box Hill & Westhumble (BXW)	d											0911							
Dorking (DKG)	4 a											0914							
New Malden (NEM)	6 d			0819		0828		0834					0849		0858		0904		
Norbiton (NBT)	d			0822				0837					0852				0907		
Kingston (KNG)	a			0825				0840					0855				0910		
Kingston (KNG)	d			0828				0840					0858				0910		
Hampton Wick (HMW)	d			0830				0842					0900				0912		
Teddington (TED)	a			0835				0845					0905				0915		
Strawberry Hill (STW)	a			0838									0908						
Twickenham (TWI)	a			0842									0912						
St Margarets (SMG)	a			0845									0917						
Richmond (RMD)	6 a			0848									0920						
Fulwell (FLW)	d							0849											0919
Hampton (HMP)	d							0853											0923
Kempton Park (KMP)	d							0856											0926
Sunbury (SUU)	d							0858											0928
Upper Halliford (UPH)	d							0900											0930
Shepperton (SHP)	a							0903											0933
Berrylands (BRS)	d					0830									0900				
Surbiton (SUR)	6 d	0811a			0827	0835	0829a			0843a	0841a			0857	0905	0859a			0913a
Thames Ditton (THD)	d					0839									0909				
Hampton Court (HMC)	a					0842									0912				
Hinchley Wood (HYW)	d				0832								0902						
Claygate (CLG)	d				0835								0905						
Oxshott (OXS)	d				0839								0909						
Cobham & Stoke D'abernon (CSD)	d				0843								0913						
Bookham (BKA)	d		0841																
Effingham Junction (EFF)	6 d		0845		0849								0919						
Horsley (HSY)	d		0848		0852								0922						
Clandon (CLA)	d		0853		0858								0928						
London Road (Guildford) (LRD)	d		0858		0903								0933						
Guildford (GLD)	a		0902		0909								0939						

NOTES (see introductory pages for explanation of train operator codes and standard symbols)

- a Arrival time
- d Departure time
- u Stops to pick up only

- A To London Waterloo via Richmond, see table 160
- B To Alton, see table 152
- C To Basingstoke, see table 152
- G To Woking, see table 152

London to Wimbledon, Kingston, Shepperton, Surbiton, Hampton Court, Guildford, Chessington, Epsom and Dorking

Saturdays

Operator Train ID Days of operation/Notes 1st Class/Reservations/Bus/Ferry	SW	SW	SW	SW	SW	SW	SW	SW	SW	SW	SW	SW	SW	SW	SW	SW	SW	SW	
	1A19 B I	2D15	2K15 A	2G17	2J17	2L21 C I	2H17	2M17	2F17 G	1A21 B I	1D17	2K17 A	2G19	2J19	2L23 C I	2H19	2M19	2F19 G	
London Waterloo (WAT)	15 d	0854	0854	0857	0903	0906	0912	0912	0917	0920	0924	0924	0927	0933	0936	0942	0942	0947	0950
Vauxhall (VXH)	d		0858	0901	0907	0910		0916	0921	0924		0928	0931	0937	0940		0946	0951	0954
Clapham Junction (CLJ)	10 d	0901u	0903	0906	0912	0915	0919u	0921	0926	0929	0931u	0933	0936	0942	0945		0951	0956	0959
Earlsfield (EAD)	d		0906	0909	0915	0918			0929	0932		0936	0939	0945	0948			0959	1002
Wimbledon (WIM)	6 d		0910	0913	0919	0922		0928	0933	0936		0940	0943	0949	0952		0958	1003	1006
Raynes Park (RAY)	6 d		0913	0916		0925		0931	0936			0943	0946		0955		1001	1006	
Motspur Park (MOT)	d		0916						0939			0946						1009	
Malden Manor (MAL)	d								0943									1013	
Tolworth (TOL)	d								0945									1015	
Chessington North (CSN)	d								0948									1018	
Chessington South (CSS)	a								0951									1021	
Worcester Park (WCP)	d		0919									0949							
Stoneleigh (SNL)	d		0922									0952							
Ewell West (EWW)	d		0924									0954							
Epsom (EPS)	3 a		0928									0958							
Epsom (EPS)	3 d		0928									0958							
Ashstead (AHD)	d		0932									1002							
Leatherhead (LHD)	d		0936									1006							
Box Hill & Westhumble (BXW)	d											1011							
Dorking (DKG)	4 a											1014							
New Malden (NEM)	6 d			0919		0928		0934					0949		0958		1004		
Norbiton (NBT)	d			0922				0937					0952				1007		
Kingston (KNG)	a			0925				0940					0955				1010		
Kingston (KNG)	d			0928				0940					0958				1010		
Hampton Wick (HMW)	d			0930				0942					1000				1012		
Teddington (TED)	a			0935				0945					1005				1015		
Strawberry Hill (STW)	a			0938									1008						
Twickenham (TWI)	a			0942									1012						
St Margarets (SMG)	a			0945									1015						
St Richmond (RMD)	6 a			0948									1018						
Fulwell (FLW)	d							0949										1019	
Hampton (HMP)	d							0953										1023	
Kempton Park (KMP)	d							0956										1026	
Sunbury (SUU)	d							0958										1028	
Upper Halliford (UPH)	d							1000										1030	
Shepperton (SHP)	a							1003										1033	
Berrylands (BRS)	d					0930									1000				
Surbiton (SUR)	6 d	0911a			0927	0935	0929a			0943a	0941a			0957	1005	0959a			1013a
Thames Ditton (THD)	d					0939									1009				
Hampton Court (HMC)	a					0942									1012				
Hinchley Wood (HYW)	d				0932									1002					
Claygate (CLG)	d				0935									1005					
Oxshott (OXS)	d				0939									1009					
Cobham & Stoke D'abernon (CSD)	d				0943									1013					
Bookham (BKA)	d		0941																
Effingham Junction (EFF)	6 d		0945		0949									1019					
Horsley (HSY)	d		0948		0952									1022					
Clandon (CLA)	d		0953		0958									1028					
London Road (Guildford) (LRD)	d		0958		1003									1033					
Guildford (GLD)	a		1002		1009									1039					

NOTES (see introductory pages for explanation of train operator codes and standard symbols)

- a Arrival time
- d Departure time
- u Stops to pick up only

- A To London Waterloo via Richmond, see table 160
- B To Alton, see table 152
- C To Basingstoke, see table 152
- G To Woking, see table 152

London to Wimbledon, Kingston, Shepperton, Surbiton, Hampton Court, Guildford, Chessington, Epsom and Dorking

Saturdays

Operator	SW 1A23 B	SW 2D19	SW 2K19 A	SW 2G21	SW 2J21	SW 2L25 C	SW 2H21	SW 2M21	SW 2F21 G	SW 1A25 B	SW 1D21	SW 2K21 A	SW 2G23	SW 2J23	SW 2L27 C	SW 2H23	SW 2M23	SW 2F23 G	
Train ID	Days of operation/Notes																		
1st Class/Reservations/Bus/Ferry																			
London Waterloo (WAT)	15 d	0954	0954	0957	1003	1006	1012	1012	1017	1020	1024	1024	1027	1033	1036	1042	1042	1047	1050
Vauxhall (VXH)	d		0958	1001	1007	1010		1016	1021	1024		1028	1031	1037	1040		1046	1051	1054
Clapham Junction (CLJ)	10 d	1001u	1003	1006	1012	1015	1019u	1021	1026	1029	1031u	1033	1036	1042	1045		1051	1056	1059
Earlsfield (EAD)	d		1006	1009	1015	1018		1029	1032			1036	1039	1045	1048			1059	1102
Wimbledon (WIM)	6 d		1010	1013	1019	1022		1028	1033	1036		1040	1043	1049	1052		1058	1103	1106
Raynes Park (RAY)	6 d		1013	1016		1025		1031	1036			1043	1046	1055		1101	1106		
Motspur Park (MOT)	d		1016						1039			1046							1109
Malden Manor (MAL)	d								1043										1113
Tolworth (TOL)	d								1045										1115
Chessington North (CSN)	d								1048										1118
Chessington South (CSS)	a								1051										1121
Worcester Park (WCP)	d		1019									1049							
Stoneleigh (SNL)	d		1022									1052							
Ewell West (EWW)	d		1024									1054							
Epsom (EPS)	3 a		1028									1058							
Epsom (EPS)	3 d		1028									1058							
Ashstead (AHD)	d		1032									1102							
Leatherhead (LHD)	d		1036									1106							
Box Hill & Westhumble (BXW)	d											1111							
Dorking (DKG)	4 a											1114							
New Malden (NEM)	6 d			1019		1028		1034					1049		1058		1104		
Norbiton (NBT)	d			1022				1037					1052				1107		
Kingston (KNG)	a			1025				1040					1055				1110		
Kingston (KNG)	d			1028				1040					1058				1110		
Hampton Wick (HMW)	d			1030				1042					1100				1112		
Teddington (TED)	a			1035				1045					1105				1115		
Strawberry Hill (STW)	a			1038									1108						
Twickenham (TWI)	a			1042									1112						
St Margarets (SMG)	a			1045									1115						
Richmond (RMD)	6 a			1048									1118						
Fulwell (FLW)	d							1049											1119
Hampton (HMP)	d							1053											1123
Kempton Park (KMP)	d							1056											1126
Sunbury (SUU)	d							1058											1128
Upper Halliford (UPH)	d							1100											1130
Shepperton (SHP)	a							1103											1133
Berrylands (BRS)	d					1030								1100					
Surbiton (SUR)	6 d	1011a			1027	1035	1029a			1043a	1041a			1057	1105	1059a			1113a
Thames Ditton (THD)	d					1039									1109				
Hampton Court (HMC)	a					1042									1112				
Hinchley Wood (HYW)	d				1032								1102						
Claygate (CLG)	d				1035								1105						
Oxshott (OXS)	d				1039								1109						
Cobham & Stoke D'abernon (CSD)	d				1043								1113						
Bookham (BKA)	d		1041																
Effingham Junction (EFF)	6 d		1045		1049								1119						
Horsley (HSY)	d		1048		1052								1122						
Clandon (CLA)	d		1053		1058								1128						
London Road (Guildford) (LRD)	d		1058		1103								1133						
Guildford (GLD)	a		1102		1109								1139						













NOTES (see introductory pages for explanation of train operator codes and standard symbols)

- a Arrival time
- d Departure time
- u Stops to pick up only

- A To London Waterloo via Richmond, see table 160
- B To Alton, see table 152
- C To Basingstoke, see table 152
- G To Woking, see table 152

London to Wimbledon, Kingston, Shepperton, Surbiton, Hampton Court, Guildford, Chessington, Epsom and Dorking

Saturdays

Operator	SW 1A27 B □	SW 2D23	SW 2K23 A	SW 2G25	SW 2J25	SW 2L29 C □	SW 2H25	SW 2M25	SW 2F25 G	SW 1A29 B □	SW 1D25	SW 2K25 A	SW 2G27	SW 2J27	SW 2L31 C □	SW 2H27	SW 2M27	SW 2F27 G
Train ID Days of operation/Notes 1st Class/Reservations/Bus/Ferry																		
London Waterloo (WAT)  d	1054	1054	1057	1103	1106	1112	1112	1117	1120	1124	1124	1127	1133	1136	1142	1142	1147	1150
Vauxhall (VXH)  d		1058	1101	1107	1110		1116	1121	1124		1128	1131	1137	1140		1146	1151	1154
Clapham Junction (CLJ)  d	1101u	1103	1106	1112	1115	1119u	1121	1126	1129	1132u	1133	1136	1142	1145		1151	1156	1159
Earlsfield (EAD) d		1106	1109	1115	1118		1129	1132			1136	1139	1145	1148			1159	1202
Wimbledon (WIM)  d		1110	1113	1119	1122		1128	1133	1136		1140	1143	1151	1154		1158	1203	1206
Raynes Park (RAY)  d		1113	1116		1125		1131	1136			1143	1146		1157		1201	1206	
Motspur Park (MOT) d		1116						1139			1146							1209
Malden Manor (MAL) d								1143										1213
Tolworth (TOL) d								1145										1215
Chessington North (CSN) d								1148										1218
Chessington South (CSS) a								1151										1221
Worcester Park (WCP) d		1119									1149							
Stoneleigh (SNL) d		1122									1152							
Ewell West (EWW) d		1124									1154							
Epsom (EPS)  a		1128									1158							
Epsom (EPS)  d		1128									1158							
Ashstead (AHD) d		1132									1202							
Leatherhead (LHD) d		1136									1206							
Box Hill & Westhumble (BXW) d											1211							
Dorking (DKG)  a											1214							
New Malden (NEM)  d			1119		1128		1134					1149		1159		1204		
Norbiton (NBT) d			1122				1137					1152				1207		
Kingston (KNG) a			1125				1140					1155				1210		
Kingston (KNG) d			1128				1140					1158				1210		
Hampton Wick (HMW) d			1130				1142					1200				1212		
Teddington (TED) a			1135				1145					1205				1215		
Strawberry Hill (STW) a			1138									1208						
Twickenham (TWI) a			1142									1212						
St Margarets (SMG) a			1145									1215						
Richmond (RMD)  a			1148									1218						
Fulwell (FLW) d							1149											1219
Hampton (HMP) d							1153											1223
Kempton Park (KMP) d							1156											1226
Sunbury (SUU) d							1158											1228
Upper Halliford (UPH) d							1200											1230
Shepperton (SHP) a							1203											1233
Berrylands (BRS) d					1130									1202				
Surbiton (SUR)  d	1111a			1127	1135	1129a			1143a	1142a			1158	1206	1159a			1213a
Thames Ditton (THD) d					1139									1210				
Hampton Court (HMC) a					1142									1213				
Hinchley Wood (HYW) d				1132									1203					
Claygate (CLG) d				1135									1206					
Oxshott (OXS) d				1139									1210					
Cobham & Stoke D'abernon (CSD) d				1143									1214					
Bookham (BKA) d		1141																
Effingham Junction (EFF)  d		1145		1149									1219					
Horsley (HSY) d		1148		1152									1222					
Clandon (CLA) d		1153		1158									1228					
London Road (Guildford) (LRD) d		1158		1203									1233					
Guildford (GLD) a		1202		1209									1239					













NOTES (see introductory pages for explanation of train operator codes and standard symbols)

- a Arrival time
- d Departure time
- u Stops to pick up only

- A To London Waterloo via Richmond, see table 160
- B To Alton, see table 152
- C To Basingstoke, see table 152
- G To Woking, see table 152

London to Wimbledon, Kingston, Shepperton, Surbiton, Hampton Court, Guildford, Chessington, Epsom and Dorking

Saturdays

Operator Train ID Days of operation/Notes 1st Class/Reservations/Bus/Ferry	SW	SW	SW	SW	SW	SW	SW	SW	SW	SW	SW	SW	SW	SW	SW	SW	SW	SW
	1A31 B I	2D27	2K27 A	2G29	2J29	2L33 C I	2H29	2M29	2F29 G	1A33 B I	1D29	2K29 A	2G31	2J31	2L35 C I	2H31	2M31	2F31 G
London Waterloo (WAT)  d	1154	1154	1157	1203	1206	1212	1212	1217	1220	1224	1224	1227	1233	1236	1242	1242	1247	1250
Vauxhall (VXH)  d		1158	1201	1207	1210		1216	1221	1224		1228	1231	1237	1240		1246	1251	1254
Clapham Junction (CLJ)  d	1201u	1203	1206	1212	1215	1219u	1221	1226	1229	1231u	1233	1236	1242	1245		1251	1256	1259
Earlsfield (EAD) d		1206	1209	1215	1218			1229	1232		1236	1239	1245	1248			1259	1302
Wimbledon (WIM)  d		1210	1213	1219	1222		1228	1233	1236		1240	1243	1249	1252		1258	1303	1306
Raynes Park (RAY)  d		1213	1216		1225		1231	1236			1243	1246	1255		1301	1306		
Motspur Park (MOT) d		1216						1239			1246							1309
Malden Manor (MAL) d								1243										1313
Tolworth (TOL) d								1245										1315
Chessington North (CSN) d								1248										1318
Chessington South (CSS) a								1251										1321
Worcester Park (WCP) d		1219									1249							
Stoneleigh (SNL) d		1222									1252							
Ewell West (EWW) d		1224									1254							
Epsom (EPS)  a		1228									1258							
Epsom (EPS)  d		1228									1258							
Ashstead (AHD) d		1232									1302							
Leatherhead (LHD) d		1236									1306							
Box Hill & Westhumble (BXW) d											1311							
Dorking (DKG)  a											1314							
New Malden (NEM)  d			1219		1228		1234					1249		1258		1304		
Norbiton (NBT) d			1222				1237					1252				1307		
Kingston (KNG) a			1225				1240					1255				1310		
Kingston (KNG) d			1228				1240					1258				1310		
Hampton Wick (HMW) d			1230				1242					1300				1312		
Teddington (TED) a			1235				1245					1305				1315		
Strawberry Hill (STW) a			1238									1308						
Twickenham (TWI) a			1242									1312						
St Margarets (SMG) a			1245									1315						
Richmond (RMD)  a			1248									1318						
Fulwell (FLW) d							1249											1319
Hampton (HMP) d							1253											1323
Kempton Park (KMP) d							1256											1326
Sunbury (SUU) d							1258											1328
Upper Halliford (UPH) d							1300											1330
Shepperton (SHP) a							1303											1333
Berrylands (BRS) d					1230									1300				
Surbiton (SUR)  d	1211a			1227	1235	1230a			1243a	1241a			1257	1305	1259a			1313a
Thames Ditton (THD) d					1239									1309				
Hampton Court (HMC) a					1242									1312				
Hinchley Wood (HYW) d				1232									1302					
Claygate (CLG) d				1235									1305					
Oxshott (OXS) d				1239									1309					
Cobham & Stoke D'abernon (CSD) d				1243									1313					
Bookham (BKA) d		1241																
Effingham Junction (EFF)  d		1245		1249									1319					
Horsley (HSY) d		1248		1252									1322					
Clandon (CLA) d		1253		1258									1328					
London Road (Guildford) (LRD) d		1258		1303									1333					
Guildford (GLD) a		1302		1309									1339					

NOTES (see introductory pages for explanation of train operator codes and standard symbols)

- a Arrival time
- d Departure time
- u Stops to pick up only

- A To London Waterloo via Richmond, see table 160
- B To Alton, see table 152
- C To Basingstoke, see table 152
- G To Woking, see table 152

London to Wimbledon, Kingston, Shepperton, Surbiton, Hampton Court, Guildford, Chessington, Epsom and Dorking

Saturdays

Operator	SW 1A35 B □	SW 2D31	SW 2K31 A	SW 2G33	SW 2J33	SW 2L37 C □	SW 2H33	SW 2M33	SW 2F33 G	SW 1A37 B □	SW 1D33	SW 2K33 A	SW 2G35	SW 2J35	SW 2L39 C □	SW 2H35	SW 2M35	SW 2F35 G	
Train ID Days of operation/Notes 1st Class/Reservations/Bus/Ferry																			
London Waterloo (WAT)	15 d	1254	1254	1257	1303	1306	1312	1312	1317	1320	1324	1324	1327	1333	1336	1342	1342	1347	1350
Vauxhall (VXH)	15 d		1258	1301	1307	1310		1316	1321	1324		1328	1331	1337	1340		1346	1351	1354
Clapham Junction (CLJ)	10 d	1301u	1303	1306	1312	1315	1319u	1321	1326	1329	1331u	1333	1336	1342	1345		1351	1356	1359
Earlsfield (EAD)			1306	1310	1315	1318		1329	1332			1336	1339	1345	1348			1359	1402
Wimbledon (WIM)	6 d		1310	1314	1319	1322		1328	1333	1336		1340	1343	1349	1352		1358	1403	1406
Raynes Park (RAY)	6 d		1313	1317		1325		1332	1336			1343	1346		1355		1401	1406	
Motspur Park (MOT)	d		1316						1339			1346							1409
Malden Manor (MAL)	d								1343										1413
Tolworth (TOL)	d								1345										1415
Chessington North (CSN)	d								1348										1418
Chessington South (CSS)	a								1351										1421
Worcester Park (WCP)	d		1319									1349							
Stoneleigh (SNL)	d		1322									1352							
Ewell West (EWW)	d		1324									1354							
Epsom (EPS)	3 a		1328									1358							
Epsom (EPS)	3 d		1328									1358							
Ashstead (AHD)	d		1332									1402							
Leatherhead (LHD)	d		1336									1406							
Box Hill & Westhumble (BXW)	d											1411							
Dorking (DKG)	4 a											1414							
New Malden (NEM)	6 d			1319		1328		1334				1349		1358		1404			
Norbiton (NBT)	d			1323				1338				1352				1407			
Kingston (KNG)	a			1325				1340				1355				1410			
Kingston (KNG)	d			1328				1341				1358				1410			
Hampton Wick (HMW)	d			1330				1343				1400				1412			
Teddington (TED)	a			1335				1345				1405				1415			
Strawberry Hill (STW)	a			1338								1408							
Twickenham (TWI)	a			1342								1412							
St Margarets (SMG)	a			1345								1415							
St Richmond (RMD)	15 a			1348								1418							
Fulwell (FLW)	d							1350											1419
Hampton (HMP)	d							1353											1423
Kempton Park (KMP)	d							1357											1426
Sunbury (SUU)	d							1358											1428
Upper Halliford (UPH)	d							1400											1430
Shepperton (SHP)	a							1404											1433
Berrylands (BRS)	d					1330								1400					
Surbiton (SUR)	6 d	1311a			1327	1335	1329a			1343a	1341a			1357	1405	1359a			1413a
Thames Ditton (THD)	d					1339									1409				
Hampton Court (HMC)	a					1342									1412				
Hinchley Wood (HYW)	d			1332									1402						
Claygate (CLG)	d			1335									1405						
Oxshott (OXS)	d			1339									1409						
Cobham & Stoke D'abernon (CSD)	d			1343									1413						
Bookham (BKA)	d		1341																
Effingham Junction (EFF)	6 d		1345		1349								1419						
Horsley (HSY)	d		1348		1352								1422						
Clandon (CLA)	d		1353		1358								1428						
London Road (Guildford) (LRD)	d		1358		1403								1433						
Guildford (GLD)	a		1402		1409								1439						

NOTES (see introductory pages for explanation of train operator codes and standard symbols)

- a Arrival time
- d Departure time
- u Stops to pick up only

- A To London Waterloo via Richmond, see table 160
- B To Alton, see table 152
- C To Basingstoke, see table 152
- G To Woking, see table 152

London to Wimbledon, Kingston, Shepperton, Surbiton, Hampton Court, Guildford, Chessington, Epsom and Dorking

Saturdays

Operator	SW	SW	SW	SW	SW	SW	SW	SW	SW	SW	SW	SW	SW	SW	SW	SW	SW	SW	
Train ID	1A39	2D35	2K35	2G37	2J37	2L41	2H37	2M37	2F37	1A41	1D37	2K37	2G39	2J39	2L43	2H39	2M39	2F39	
Days of operation/Notes 1st Class/Reservations/Bus/Ferry	B		A			C			G	B		A			C			G	
London Waterloo (WAT)	15 d	1354	1354	1357	1403	1406	1412	1412	1417	1420	1424	1424	1427	1433	1436	1442	1442	1447	1450
Vauxhall (VXH)	15 d		1358	1401	1407	1410		1416	1421	1424		1428	1431	1437	1440		1446	1451	1454
Clapham Junction (CLJ)	10 d	1401u	1403	1406	1412	1415	1419u	1421	1426	1429	1431u	1433	1436	1442	1445		1451	1456	1459
Earlsfield (EAD)			1406	1409	1415	1418		1429	1432			1436	1439	1445	1448			1459	1502
Wimbledon (WIM)	6 d		1410	1413	1419	1422		1428	1433	1436		1440	1443	1449	1452		1458	1503	1506
Raynes Park (RAY)	6 d		1413	1416		1425		1431	1436			1443	1446	1455		1501		1506	
Motspur Park (MOT)	d		1416						1439			1446							1509
Malden Manor (MAL)	d								1443										1513
Tolworth (TOL)	d								1445										1515
Chessington North (CSN)	d								1448										1518
Chessington South (CSS)	a								1451										1521
Worcester Park (WCP)	d		1419									1449							
Stoneleigh (SNL)	d		1422									1452							
Ewell West (EWW)	d		1424									1454							
Epsom (EPS)	3 a		1429									1458							
Epsom (EPS)	3 d		1430									1458							
Ashstead (AHD)	d		1434									1502							
Leatherhead (LHD)	d		1437									1506							
Box Hill & Westhumble (BXW)	d											1511							
Dorking (DKG)	4 a											1514							
New Malden (NEM)	6 d			1419		1428			1434				1449		1458			1504	
Norbiton (NBT)	d			1422					1437				1452					1507	
Kingston (KNG)	a			1425					1440				1455					1510	
Kingston (KNG)	d			1428					1440				1458					1510	
Hampton Wick (HMW)	d			1430					1442				1500					1512	
Teddington (TED)	a			1435					1445				1505					1515	
Strawberry Hill (STW)	a			1438									1508						
Twickenham (TWI)	a			1442									1512						
St Margarets (SMG)	a			1445									1515						
Richmond (RMD)	6 a			1448									1518						
Fulwell (FLW)	d								1449										1519
Hampton (HMP)	d								1453										1523
Kempton Park (KMP)	d								1456										1526
Sunbury (SUU)	d								1458										1528
Upper Halliford (UPH)	d								1500										1530
Shepperton (SHP)	a								1503										1533
Berrylands (BRS)	d					1430								1500					
Surbiton (SUR)	6 d	1411a			1427	1435	1429a			1443a	1441a			1457	1505	1459a			1513a
Thames Ditton (THD)	d					1439									1509				
Hampton Court (HMC)	a					1442									1512				
Hinchley Wood (HYW)	d				1432								1502						
Claygate (CLG)	d				1435								1505						
Oxshott (OXS)	d				1439								1509						
Cobham & Stoke D'abernon (CSD)	d				1443								1513						
Bookham (BKA)	d		1443																
Effingham Junction (EFF)	6 d		1447		1451								1519						
Horsley (HSY)	d		1449		1454								1522						
Clandon (CLA)	d		1454		1500								1528						
London Road (Guildford) (LRD)	d		1459		1505								1533						
Guildford (GLD)	a		1503		1511								1539						

NOTES (see introductory pages for explanation of train operator codes and standard symbols)

- a Arrival time
- d Departure time
- u Stops to pick up only

- A To London Waterloo via Richmond, see table 160
- B To Alton, see table 152
- C To Basingstoke, see table 152
- G To Woking, see table 152

London to Wimbledon, Kingston, Shepperton, Surbiton, Hampton Court, Guildford, Chessington, Epsom and Dorking

Saturdays

Operator	SW 1A43 B □	SW 2D39	SW 2K39 A	SW 2G41	SW 2J41	SW 2L45 C □	SW 2H41	SW 2M41	SW 2F41 G	SW 1A45 B □	SW 1D41	SW 2K41 A	SW 2G43	SW 2J43	SW 2L47 C □	SW 2H43	SW 2M43	SW 2F43 G	
Train ID	Days of operation/Notes 1st Class/Reservations/Bus/Ferry																		
London Waterloo (WAT)	15 d	1454	1454	1457	1503	1506	1512	1512	1517	1520	1524	1524	1527	1533	1536	1542	1542	1547	1550
Vauxhall (VXH)	15 d		1458	1501	1507	1510		1516	1521	1524		1528	1531	1537	1540		1546	1551	1554
Clapham Junction (CLJ)	10 d	1501u	1503	1506	1512	1515	1519u	1521	1526	1529	1531u	1533	1536	1542	1545		1551	1556	1559
Earlsfield (EAD)	d		1506	1509	1515	1518		1529	1532			1536	1539	1545	1548			1559	1602
Wimbledon (WIM)	6 d		1510	1513	1519	1522		1528	1533	1536		1540	1543	1549	1552		1558	1603	1606
Raynes Park (RAY)	6 d		1513	1516		1525		1531	1536			1543	1546	1555		1601		1606	
Motspur Park (MOT)	d		1516						1539			1546							1609
Malden Manor (MAL)	d								1543										1613
Tolworth (TOL)	d								1545										1615
Chessington North (CSN)	d								1548										1618
Chessington South (CSS)	a								1551										1621
Worcester Park (WCP)	d		1519									1549							
Stoneleigh (SNL)	d		1522									1552							
Ewell West (EWW)	d		1524									1554							
Epsom (EPS)	3 a		1528									1558							
Epsom (EPS)	3 d		1528									1558							
Ashstead (AHD)	d		1532									1602							
Leatherhead (LHD)	d		1536									1606							
Box Hill & Westhumble (BXW)	d											1611							
Dorking (DKG)	4 a											1614							
New Malden (NEM)	6 d			1519		1528		1534					1549		1558		1604		
Norbiton (NBT)	d			1522				1537					1552				1607		
Kingston (KNG)	a			1525				1540					1555				1610		
Kingston (KNG)	d			1528				1540					1558				1610		
Hampton Wick (HMW)	d			1530				1542					1600				1612		
Teddington (TED)	a			1535				1545					1605				1615		
Strawberry Hill (STW)	a			1538									1608						
Twickenham (TWI)	a			1542									1612						
St Margarets (SMG)	a			1545									1615						
Richmond (RMD)	6 a			1548									1618						
Fulwell (FLW)	d							1549											1619
Hampton (HMP)	d							1553											1623
Kempton Park (KMP)	d							1556											1626
Sunbury (SUU)	d							1558											1628
Upper Halliford (UPH)	d							1600											1630
Shepperton (SHP)	a							1603											1633
Berrylands (BRS)	d					1530									1600				
Surbiton (SUR)	6 d	1511a			1527	1535	1529a			1543a	1541a			1557	1600	1605	1559a		1613a
Thames Ditton (THD)	d					1539									1609				
Hampton Court (HMC)	a					1542									1612				
Hinchley Wood (HYW)	d				1532								1602						
Claygate (CLG)	d				1535								1605						
Oxshott (OXS)	d				1539								1609						
Cobham & Stoke D'abernon (CSD)	d				1543								1613						
Bookham (BKA)	d		1541																
Effingham Junction (EFF)	6 d		1545		1549								1619						
Horsley (HSY)	d		1548		1552								1622						
Clandon (CLA)	d		1553		1558								1628						
London Road (Guildford) (LRD)	d		1558		1603								1633						
Guildford (GLD)	a		1602		1609								1639						

NOTES (see introductory pages for explanation of train operator codes and standard symbols)

- a Arrival time
- d Departure time
- u Stops to pick up only

- A To London Waterloo via Richmond, see table 160
- B To Alton, see table 152
- C To Basingstoke, see table 152
- G To Woking, see table 152

London to Wimbledon, Kingston, Shepperton, Surbiton, Hampton Court, Guildford, Chessington, Epsom and Dorking

Saturdays

Operator	SW 1A47 B 1	SW 2D43	SW 2K43 A	SW 2G45	SW 2J45	SW 2L49 C 1	SW 2H45	SW 2M45	SW 2F45 G	SW 1A49 B 1	SW 1D45	SW 2K45 A	SW 2G47	SW 2J47	SW 2L51 C 1	SW 2H47	SW 2M47	SW 2F47 G	
Train ID Days of operation/Notes 1st Class/Reservations/Bus/Ferry																			
London Waterloo (WAT)	15 d	1554	1554	1557	1603	1606	1612	1612	1617	1620	1624	1624	1627	1633	1636	1642	1642	1647	1650
Vauxhall (VXH)	d		1558	1601	1607	1610		1616	1621	1624		1628	1631	1637	1640		1646	1651	1654
Clapham Junction (CLJ)	10 d	1601u	1603	1606	1612	1615	1619u	1621	1626	1629	1631u	1633	1636	1642	1645		1651	1656	1659
Earlsfield (EAD)	d		1606	1609	1615	1618		1629	1632			1636	1639	1645	1648			1659	1702
Wimbledon (WIM)	6 d		1610	1613	1619	1622		1628	1633	1636		1640	1643	1649	1652		1658	1703	1706
Raynes Park (RAY)	6 d		1613	1616		1625		1631	1636			1643	1646	1655		1701		1706	
Motspur Park (MOT)	d		1616						1639			1646							1709
Malden Manor (MAL)	d								1643										1713
Tolworth (TOL)	d								1645										1715
Chessington North (CSN)	d								1648										1718
Chessington South (CSS)	a								1651										1721
Worcester Park (WCP)	d		1619									1649							
Stoneleigh (SNL)	d		1622									1652							
Ewell West (EWW)	d		1624									1654							
Epsom (EPS)	3 a		1629									1658							
Epsom (EPS)	3 d		1630									1658							
Ashstead (AHD)	d		1634									1702							
Leatherhead (LHD)	d		1637									1706							
Box Hill & Westhumble (BXW)	d											1711							
Dorking (DKG)	4 a											1714							
New Malden (NEM)	6 d			1619		1628		1634				1649		1658		1704			
Norbiton (NBT)	d			1622				1637				1652				1707			
Kingston (KNG)	a			1625				1640				1655				1710			
Kingston (KNG)	d			1628				1640				1658				1710			
Hampton Wick (HMW)	d			1630				1642				1700				1712			
Teddington (TED)	a			1635				1645				1705				1715			
Strawberry Hill (STW)	a			1638								1708							
Twickenham (TWI)	a			1642								1712							
St Margarets (SMG)	a			1645								1715							
Richmond (RMD)	6 a			1648								1718							
Fulwell (FLW)	d							1649											1719
Hampton (HMP)	d							1653											1723
Kempton Park (KMP)	d							1656											1726
Sunbury (SUU)	d							1658											1728
Upper Halliford (UPH)	d							1700											1730
Shepperton (SHP)	a							1703											1733
Berrylands (BRS)	d					1630								1700					
Surbiton (SUR)	6 d	1611a			1627	1635	1629a			1643a	1641a			1657	1705	1659a			1713a
Thames Ditton (THD)	d					1639									1709				
Hampton Court (HMC)	a					1642									1712				
Hinchley Wood (HYW)	d				1632								1702						
Claygate (CLG)	d				1635								1705						
Oxshott (OXS)	d				1639								1709						
Cobham & Stoke D'abernon (CSD)	d				1643								1713						
Bookham (BKA)	d		1643																
Effingham Junction (EFF)	6 d		1647		1651								1719						
Horsley (HSY)	d		1649		1654								1722						
Clandon (CLA)	d		1654		1659								1728						
London Road (Guildford) (LRD)	d		1659		1705								1733						
Guildford (GLD)	a		1703		1711								1739						

NOTES (see introductory pages for explanation of train operator codes and standard symbols)

- a Arrival time
- d Departure time
- u Stops to pick up only

- A To London Waterloo via Richmond, see table 160
- B To Alton, see table 152
- C To Basingstoke, see table 152
- G To Woking, see table 152

London to Wimbledon, Kingston, Shepperton, Surbiton, Hampton Court, Guildford, Chessington, Epsom and Dorking

Saturdays

Operator	SW	SW	SW	SW	SW	SW	SW	SW	SW	SW	SW	SW	SW	SW	SW	SW	SW	SW	SW
Train ID	1A51	2D47	2K47	2G49	2J49	2L53	2H49	2M49	2F49	1A53	1D49	2K49	2G51	2J51	2L55	2H51	2M51	2F51	
Days of operation/Notes 1st Class/Reservations/Bus/Ferry	B		A			C			G	B		A			C			G	
London Waterloo (WAT)	15 d	1654	1654	1657	1703	1706	1712	1712	1717	1720	1724	1724	1727	1733	1736	1742	1742	1747	1750
Vauxhall (VXH)	d		1658	1701	1707	1710		1716	1721	1724		1728	1731	1737	1740		1746	1751	1754
Clapham Junction (CLJ)	10 d	1701u	1703	1706	1712	1715	1719u	1721	1726	1729	1731u	1733	1736	1742	1745		1751	1756	1759
Earlsfield (EAD)	d		1706	1709	1715	1718		1729	1732			1736	1739	1745	1748			1759	1802
Wimbledon (WIM)	6 d		1710	1713	1719	1722		1728	1733	1736		1740	1743	1749	1752		1758	1803	1806
Raynes Park (RAY)	6 d		1713	1716		1725		1731	1736			1743	1746	1755		1801	1806		
Motspur Park (MOT)	d		1716					1739				1746						1809	
Malden Manor (MAL)	d							1743										1813	
Tolworth (TOL)	d							1745										1815	
Chessington North (CSN)	d							1748										1818	
Chessington South (CSS)	a							1751										1821	
Worcester Park (WCP)	d		1719									1749							
Stoneleigh (SNL)	d		1722									1752							
Ewell West (EWW)	d		1724									1754							
Epsom (EPS)	3 a		1728									1758							
Epsom (EPS)	3 d		1728									1758							
Ashstead (AHD)	d		1732									1802							
Leatherhead (LHD)	d		1736									1806							
Box Hill & Westhumble (BXW)	d											1811							
Dorking (DKG)	4 a											1814							
New Malden (NEM)	6 d			1719		1728		1734					1749		1758		1804		
Norbiton (NBT)	d			1722				1737					1752				1807		
Kingston (KNG)	a			1725				1740					1755				1810		
Kingston (KNG)	d			1728				1740					1758				1810		
Hampton Wick (HMW)	d			1730				1742					1800				1812		
Teddington (TED)	a			1735				1745					1805				1815		
Strawberry Hill (STW)	a			1738									1808						
Twickenham (TWI)	a			1742									1812						
St Margarets (SMG)	a			1745									1815						
St Richmond (RMD)	6 a			1748									1818						
Fulwell (FLW)	d							1749										1819	
Hampton (HMP)	d							1753										1823	
Kempton Park (KMP)	d							1756										1826	
Sunbury (SUU)	d							1758										1828	
Upper Halliford (UPH)	d							1800										1830	
Shepperton (SHP)	a							1803										1833	
Berrylands (BRS)	d					1730								1800					
Surbiton (SUR)	6 d	1711a			1727	1735	1729a			1743a	1741a			1757	1800	1805	1759a		1813a
Thames Ditton (THD)	d					1739									1809				
Hampton Court (HMC)	a					1742									1812				
Hinchley Wood (HYW)	d				1732								1802						
Claygate (CLG)	d				1735								1805						
Oxshott (OXS)	d				1739								1809						
Cobham & Stoke D'abernon (CSD)	d				1743								1813						
Bookham (BKA)	d		1741																
Effingham Junction (EFF)	6 d		1745		1749								1819						
Horsley (HSY)	d		1748		1752								1822						
Clandon (CLA)	d		1753		1758								1828						
London Road (Guildford) (LRD)	d		1758		1803								1833						
Guildford (GLD)	a		1802		1809								1839						

NOTES (see introductory pages for explanation of train operator codes and standard symbols)

- a Arrival time
- d Departure time
- u Stops to pick up only

- A To London Waterloo via Richmond, see table 160
- B To Alton, see table 152
- C To Basingstoke, see table 152
- G To Woking, see table 152

London to Wimbledon, Kingston, Shepperton, Surbiton, Hampton Court, Guildford, Chessington, Epsom and Dorking

Saturdays

Operator	SW	SW	SW	SW	SW	SW	SW	SW	SW	SW	SW	SW	SW	SW	SW	SW	SW	SW	SW
Train ID	1A55	2D51	2K51	2G53	2J53	2L57	2H53	2M53	2F53	1A57	1D53	2K53	2G55	2J55	2L59	2H55	2M55	2F55	SW
Days of operation/Notes	B		A			C			G	B		A			C			G	
1st Class/Reservations/Bus/Ferry	□					□				□					□			G	
London Waterloo (WAT)	15 d	1754	1754	1757	1803	1806	1812	1812	1817	1820	1824	1824	1827	1833	1836	1842	1842	1847	1850
Vauxhall (VXH)	15 d		1758	1801	1807	1810		1816	1821	1824		1828	1831	1837	1840		1846	1851	1854
Clapham Junction (CLJ)	10 d	1801u	1803	1806	1812	1815	1819u	1821	1826	1829	1831u	1833	1836	1842	1845		1851	1856	1859
Earlsfield (EAD)	d		1806	1809	1815	1818		1829	1832			1836	1839	1845	1848			1859	1902
Wimbledon (WIM)	6 d		1810	1813	1819	1822		1828	1833	1836		1840	1843	1849	1852		1858	1903	1906
Raynes Park (RAY)	6 d		1813	1816		1825		1831	1836			1843	1846	1855		1901	1906		
Motspur Park (MOT)	d		1816					1839				1846						1909	
Malden Manor (MAL)	d							1843										1913	
Tolworth (TOL)	d							1845										1915	
Chessington North (CSN)	d							1848										1918	
Chessington South (CSS)	a							1851										1921	
Worcester Park (WCP)	d		1819									1849							
Stoneleigh (SNL)	d		1822									1852							
Ewell West (EWW)	d		1824									1854							
Epsom (EPS)	3 a		1829									1858							
Epsom (EPS)	3 d		1830									1858							
Ashstead (AHD)	d		1834									1902							
Leatherhead (LHD)	d		1837									1906							
Box Hill & Westhumble (BXW)	d											1911							
Dorking (DKG)	4 a											1914							
New Malden (NEM)	6 d			1819		1828		1834				1849		1858		1904			
Norbiton (NBT)	d			1822				1837				1852				1907			
Kingston (KNG)	a			1825				1840				1855				1910			
Kingston (KNG)	d			1828				1840				1858				1910			
Hampton Wick (HMW)	d			1830				1842				1900				1912			
Teddington (TED)	a			1835				1845				1905				1915			
Strawberry Hill (STW)	a			1838								1908							
Twickenham (TWI)	a			1842								1912							
St Margarets (SMG)	a			1845								1915							
Richmond (RMD)	6 a			1848								1918							
Fulwell (FLW)	d							1849										1919	
Hampton (HMP)	d							1853										1923	
Kempton Park (KMP)	d							1856										1926	
Sunbury (SUU)	d							1858										1928	
Upper Halliford (UPH)	d							1900										1930	
Shepperton (SHP)	a							1903										1933	
Berrylands (BRS)	d					1830								1900					
Surbiton (SUR)	6 d	1811a			1827	1835	1829a			1843a	1841a			1857	1905	1859a			1913a
Thames Ditton (THD)	d					1839									1909				
Hampton Court (HMC)	a					1842									1912				
Hinchley Wood (HYW)	d				1832								1902						
Claygate (CLG)	d				1835								1905						
Oxshott (OXS)	d				1839								1909						
Cobham & Stoke D'abernon (CSD)	d				1843								1913						
Bookham (BKA)	d		1843																
Effingham Junction (EFF)	6 d		1847		1851								1919						
Horsley (HSY)	d		1849		1854								1922						
Clandon (CLA)	d		1854		1859								1928						
London Road (Guildford) (LRD)	d		1859		1905								1933						
Guildford (GLD)	a		1903		1911								1939						

NOTES (see introductory pages for explanation of train operator codes and standard symbols)

- a Arrival time
- d Departure time
- u Stops to pick up only

- A To London Waterloo via Richmond, see table 160
- B To Alton, see table 152
- C To Basingstoke, see table 152
- G To Woking, see table 152

London to Wimbledon, Kingston, Shepperton, Surbiton, Hampton Court, Guildford, Chessington, Epsom and Dorking

Saturdays

Operator	SW 1A59 B	SW 2D55	SW 2K55 A	SW 2G57	SW 2J57	SW 2L61 C	SW 2H57	SW 2M57	SW 2F57 G	SW 1A61 B	SW 1D57	SW 2K57 A	SW 2G59	SW 2J59	SW 2L63 C	SW 2H59	SW 2M59	SW 2F59 G	
Train ID	Days of operation/Notes																		
1st Class/Reservations/Bus/Ferry																			
London Waterloo (WAT)	1854	1854	1857	1903	1906	1912	1912	1917	1920	1924	1924	1927	1933	1936	1942	1942	1947	1950	
Vauxhall (VXH)		1858	1901	1907	1910		1916	1921	1924		1928	1931	1937	1940		1946	1951	1954	
Clapham Junction (CLJ)	1901u	1903	1906	1912	1915	1919u	1921	1926	1929	1931u	1933	1936	1942	1945		1951	1956	1959	
Earlsfield (EAD)		1906	1909	1915	1918		1929	1932	1936		1939	1945	1948				1959	2002	
Wimbledon (WIM)	1910	1913	1919	1922			1928	1933	1936		1940	1943	1949	1952		1958	2003	2006	
Raynes Park (RAY)	1913	1916		1925			1931	1936			1943	1946	1955			2001	2006		
Motspur Park (MOT)		1916						1939			1946						2009		
Malden Manor (MAL)								1943									2013		
Tolworth (TOL)								1945									2015		
Chessington North (CSN)								1948									2018		
Chessington South (CSS)								1951									2021		
Worcester Park (WCP)		1919									1949								
Stoneleigh (SNL)		1922									1952								
Ewell West (EWW)		1924									1954								
Epsom (EPS)	3 a	1928									1958								
Epsom (EPS)	3 d	1928									1958								
Ashstead (AHD)		1932									2002								
Leatherhead (LHD)		1936									2006								
Box Hill & Westhumble (BXW)											2011								
Dorking (DKG)	4 a										2014								
New Malden (NEM)	6 d		1919		1928		1934					1949		1958		2004			
Norbiton (NBT)			1922				1937					1952				2007			
Kingston (KNG)			1925				1940					1955				2010			
Kingston (KNG)			1928				1940					1958				2010			
Hampton Wick (HMW)			1930				1942					2000				2012			
Teddington (TED)			1935				1945					2005				2015			
Strawberry Hill (STW)			1938									2008							
Twickenham (TWI)			1942									2012							
St Margarets (SMG)			1945									2015							
Richmond (RMD)	6 a		1948									2018							
Fulwell (FLW)							1949										2019		
Hampton (HMP)							1953										2023		
Kempton Park (KMP)							1956										2026		
Sunbury (SUU)							1958										2028		
Upper Halliford (UPH)							2000										2030		
Shepperton (SHP)							2003										2033		
Berrylands (BRS)					1930									2000					
Surbiton (SUR)	6 d	1911a		1927	1935	1929a			1943a	1941a			1957	2005	1959a			2013a	
Thames Ditton (THD)					1939											2009			
Hampton Court (HMC)					1942											2012			
Hinchley Wood (HYW)				1932									2002						
Claygate (CLG)				1935									2005						
Oxshott (OXS)				1939									2009						
Cobham & Stoke D'abernon (CSD)				1943									2013						
Bookham (BKA)		1941																	
Effingham Junction (EFF)	6 d	1945		1949									2019						
Horsley (HSY)		1948		1952									2022						
Clandon (CLA)		1953		1958									2028						
London Road (Guildford) (LRD)		1958		2003									2033						
Guildford (GLD)		2002		2009									2039						













NOTES (see introductory pages for explanation of train operator codes and standard symbols)

- a Arrival time
- d Departure time
- u Stops to pick up only

- A To London Waterloo via Richmond, see table 160
- B To Alton, see table 152
- C To Basingstoke, see table 152
- G To Woking, see table 152

London to Wimbledon, Kingston, Shepperton, Surbiton, Hampton Court, Guildford, Chessington, Epsom and Dorking

Saturdays

Operator Train ID Days of operation/Notes 1st Class/Reservations/Bus/Ferry	SW	SW	SW	SW	SW	SW	SW	SW	SW	SW	SW	SW	SW	SW	SW	SW	SW	SW	SW
	1A63 B □	2D59	2K59 A	2G61	2J61	2L65 C □	2H61	2M61	2F61 G	1A65 B □	1D61	2K61 A	2G63	2J63	2L67 C □	2H63	2M63	2F63 G	
London Waterloo (WAT)  d	1954	1954	1957	2003	2006	2012	2012	2017	2020	2024	2024	2027	2033	2036	2042	2042	2047	2050	
Vauxhall (VXH)  d		1958	2001	2007	2010		2016	2021	2024		2028	2031	2037	2040		2046	2051	2054	
Clapham Junction (CLJ)  d	2001u	2003	2006	2012	2015	2019u	2021	2026	2029	2032	2033u	2033	2036	2042	2045	2051	2056	2059	
Earlsfield (EAD) d		2006	2009	2015	2018			2029	2032			2036	2039	2045			2059	2102	
Wimbledon (WIM)  d		2010	2013	2019	2022		2028	2033	2036		2040	2043	2049	2052		2058	2103	2106	
Raynes Park (RAY)  d		2013	2016		2025		2031	2036			2043	2046	2055		2101		2106		
Motspur Park (MOT) d		2016						2039			2046						2109		
Malden Manor (MAL) d								2043									2113		
Tolworth (TOL) d								2045									2115		
Chessington North (CSN) d								2048									2118		
Chessington South (CSS) a								2051									2121		
Worcester Park (WCP) d		2019									2049								
Stoneleigh (SNL) d		2022									2052								
Ewell West (EWW) d		2024									2054								
Epsom (EPS)  a		2028									2058								
Epsom (EPS)  d		2028									2058								
Ashstead (AHD) d		2032									2102								
Leatherhead (LHD) d		2036									2106								
Box Hill & Westhumble (BXW) d											2111								
Dorking (DKG)  a											2114								
New Malden (NEM)  d			2019		2028		2034					2049		2058		2104			
Norbiton (NBT) d			2022				2037					2052				2107			
Kingston (KNG) a			2025				2040					2055				2110			
Kingston (KNG) d			2028				2040					2058				2110			
Hampton Wick (HMW) d			2030				2042					2100				2112			
Teddington (TED) a			2035				2045					2105				2115			
Strawberry Hill (STW) a			2038									2108							
Twickenham (TWI) a			2042									2112							
St Margarets (SMG) a			2045									2115							
Richmond (RMD)  a			2048									2118							
Fulwell (FLW) d							2049										2119		
Hampton (HMP) d							2053										2123		
Kempton Park (KMP) d							2056										2126		
Sunbury (SUU) d							2058										2128		
Upper Halliford (UPH) d							2100										2130		
Shepperton (SHP) a							2103										2133		
Berrylands (BRS) d					2030									2100					
Surbiton (SUR)  d	2011a			2027	2035	2029a			2043a	2041a			2057	2105	2059a			2113a	
Thames Ditton (THD) d					2039											2109			
Hampton Court (HMC) a					2042											2112			
Hinchley Wood (HYW) d				2032									2102						
Claygate (CLG) d				2035									2105						
Oxshott (OXS) d				2039									2109						
Cobham & Stoke D'abernon (CSD) d				2043									2113						
Bookham (BKA) d		2041																	
Effingham Junction (EFF)  d		2045		2049									2119						
Horsley (HSY) d		2048		2052									2122						
Clandon (CLA) d		2053		2058									2128						
London Road (Guildford) (LRD) d		2058		2103									2133						
Guildford (GLD) a		2102		2109									2139						

NOTES (see introductory pages for explanation of train operator codes and standard symbols)

- a Arrival time
- d Departure time
- u Stops to pick up only

- A To London Waterloo via Richmond, see table 160
- B To Alton, see table 152
- C To Basingstoke, see table 152
- G To Woking, see table 152

London to Wimbledon, Kingston, Shepperton, Surbiton, Hampton Court, Guildford, Chessington, Epsom and Dorking

Saturdays

Operator	SW 1A67 B □	SW 2D63	SW 2K63 A	SW 2G65	SW 2J65	SW 2L69 C □	SW 2H65	SW 2M65	SW 2F65 G	SW 1A69 B □	SW 1D65	SW 2K65 A	SW 2G67	SW 2J67	SW 2L71 C □	SW 2H67	SW 2M67	SW 2F67 G	
Train ID	Days of operation/Notes																		
1st Class/Reservations/Bus/Ferry																			
London Waterloo (WAT)	15 d	2054	2054	2057	2103	2106	2112	2112	2117	2120	2124	2124	2127	2133	2136	2142	2142	2147	2150
Vauxhall (VXH)	15 d		2058	2101	2107	2110		2116	2121	2124		2128	2131	2137	2140		2146	2151	2154
Clapham Junction (CLJ)	10 d	2101u	2103	2106	2112	2115	2119u	2121	2126	2129	2131u	2133	2136	2142	2145		2151	2156	2159
Earlsfield (EAD)	d		2106	2109	2115	2118		2129	2132			2136	2139	2145	2148			2159	2202
Wimbledon (WIM)	6 d		2110	2113	2119	2122		2128	2133	2136		2140	2143	2149	2152		2158	2203	2206
Raynes Park (RAY)	6 d		2113	2116		2125		2131	2136			2143	2146	2155		2201		2206	
Motspur Park (MOT)	d		2116					2139				2146						2209	
Malden Manor (MAL)	d							2143										2213	
Tolworth (TOL)	d							2145										2215	
Chessington North (CSN)	d							2148										2218	
Chessington South (CSS)	a							2151										2221	
Worcester Park (WCP)	d		2119									2149							
Stoneleigh (SNL)	d		2122									2152							
Ewell West (EWW)	d		2124									2154							
Epsom (EPS)	3 a		2128									2158							
Epsom (EPS)	3 d		2128									2158							
Ashstead (AHD)	d		2132									2202							
Leatherhead (LHD)	d		2136									2206							
Box Hill & Westhumble (BXW)	d											2211							
Dorking (DKG)	4 a											2214							
New Malden (NEM)	6 d			2119		2128		2134					2149		2158		2204		
Norbiton (NBT)	d			2122				2137					2152				2207		
Kingston (KNG)	a			2125				2140					2155				2210		
Kingston (KNG)	d			2128				2140					2158				2210		
Hampton Wick (HMW)	d			2130				2142					2200				2212		
Teddington (TED)	a			2135				2145					2205				2215		
Strawberry Hill (STW)	a			2138									2208						
Twickenham (TWI)	a			2142									2212						
St Margarets (SMG)	a			2145									2215						
Richmond (RMD)	6 a			2148									2218						
Fulwell (FLW)	d							2149										2219	
Hampton (HMP)	d							2153										2223	
Kempton Park (KMP)	d							2156										2226	
Sunbury (SUU)	d							2158										2228	
Upper Halliford (UPH)	d							2200										2230	
Shepperton (SHP)	a							2203										2233	
Berrylands (BRS)	d					2130													
Surbiton (SUR)	6 d	2111a			2127	2136	2128a			2143a	2141a			2157	2200	2205	2159a		2213a
Thames Ditton (THD)	d					2140												2209	
Hampton Court (HMC)	a					2143												2212	
Hinchley Wood (HYW)	d				2132								2202						
Claygate (CLG)	d				2135								2205						
Oxshott (OXS)	d				2139								2209						
Cobham & Stoke D'abernon (CSD)	d				2143								2213						
Bookham (BKA)	d		2141																
Effingham Junction (EFF)	6 d		2145		2149								2219						
Horsley (HSY)	d		2148		2152								2222						
Clandon (CLA)	d		2153		2158								2228						
London Road (Guildford) (LRD)	d		2158		2203								2233						
Guildford (GLD)	a		2202		2209								2239						

NOTES (see introductory pages for explanation of train operator codes and standard symbols)

- a Arrival time
- d Departure time
- u Stops to pick up only

- A To London Waterloo via Richmond, see table 160
- B To Alton, see table 152
- C To Basingstoke, see table 152
- G To Woking, see table 152

London to Wimbledon, Kingston, Shepperton, Surbiton, Hampton Court, Guildford, Chessington, Epsom and Dorking

Saturdays

Operator	SW 1A71	SW 2D67	SW 2K67	SW 2G69	SW 2J69	SW 2L73	SW 2H69	SW 2M69	SW 2F69	SW 1A73	SW 1D69	SW 2K69	SW 2G71	SW 2J71	SW 2L75	SW 2H71	SW 2F71	SW 1A75	
Train ID	B		A			C			G	B		A			C		G	B	
Days of operation/Notes																			
1st Class/Reservations/Bus/Ferry	1					1				1					1			1	
London Waterloo (WAT)	15 d	2154	2154	2157	2203	2206	2212	2212	2217	2220	2224	2224	2227	2233	2236	2242	2242	2250	2254
Vauxhall (VXH)	15 d		2158	2201	2207	2210		2216	2221	2224		2228	2231	2237	2240		2246	2254	
Clapham Junction (CLJ)	10 d	2201u	2203	2206	2212	2215	2219u	2221	2226	2229	2231u	2233	2236	2242	2245	2249u	2251	2259	2301u
Earlsfield (EAD)	10 d		2206	2209	2215	2218		2229	2232			2236	2239	2245	2248		2259	2302	
Wimbledon (WIM)	6 d		2210	2213	2219	2222		2228	2233	2236		2240	2243	2249	2252		2258	2306	
Raynes Park (RAY)	6 d		2213	2216		2225		2231	2236			2243	2246	2255		2301			
Motspur Park (MOT)	d		2216					2239				2246							
Malden Manor (MAL)	d							2243											
Tolworth (TOL)	d							2245											
Chessington North (CSN)	d							2248											
Chessington South (CSS)	a							2251											
Worcester Park (WCP)	d		2219									2249							
Stoneleigh (SNL)	d		2222									2252							
Ewell West (EWW)	d		2224									2254							
Epsom (EPS)	3 a		2228									2258							
Epsom (EPS)	3 d		2228									2258							
Ashstead (AHD)	d		2232									2302							
Leatherhead (LHD)	d		2236									2306							
Box Hill & Westhumble (BXW)	d											2311							
Dorking (DKG)	4 a											2314							
New Malden (NEM)	6 d			2219		2228		2234				2249		2258		2304			
Norbiton (NBT)	d			2222				2237				2252				2307			
Kingston (KNG)	a			2225				2240				2255				2310			
Kingston (KNG)	d			2228				2240				2258				2310			
Hampton Wick (HMW)	d			2230				2242				2300				2312			
Teddington (TED)	a			2235				2245				2305				2315			
Strawberry Hill (STW)	a			2238								2308							
Twickenham (TWI)	a			2242								2312							
St Margarets (SMG)	a			2245								2315							
Richmond (RMD)	6 a			2248								2318							
Fulwell (FLW)	d							2249										2319	
Hampton (HMP)	d							2253										2323	
Kempton Park (KMP)	d							2256										2326	
Sunbury (SUU)	d							2258										2328	
Upper Halliford (UPH)	d							2300										2330	
Shepperton (SHP)	a							2303										2333	
Berrylands (BRS)	d					2230								2300					
Surbiton (SUR)	6 d	2211a			2227	2235	2229a			2243a	2241a			2257	2304	2259a		2313a	2311a
Thames Ditton (THD)	d					2239										2309			
Hampton Court (HMC)	a					2245										2312			
Hinchley Wood (HYW)	d				2232								2302						
Claygate (CLG)	d				2235								2305						
Oxshott (OXS)	d				2239								2309						
Cobham & Stoke D'abernon (CSD)	d				2243								2313						
Bookham (BKA)	d		2241																
Effingham Junction (EFF)	6 d		2245		2249								2319						
Horsley (HSY)	d		2248		2252								2322						
Clandon (CLA)	d		2253		2258								2328						
London Road (Guildford) (LRD)	d		2258		2303								2333						
Guildford (GLD)	a		2302		2309								2339						

NOTES (see introductory pages for explanation of train operator codes and standard symbols)

- a Arrival time
- d Departure time
- u Stops to pick up only

- A To London Waterloo via Richmond, see table 160
- B To Alton, see table 152
- C To Basingstoke, see table 152
- G To Woking, see table 152

London to Wimbledon, Kingston, Shepperton, Surbiton, Hampton Court, Guildford, Chessington, Epsom and Dorking

Saturdays

Operator	SW	SW	SW	SW	SW	SW	SW	SW	SW	SW	SW	SW	SW	SW	SW	SW	SW	SW	
Train ID	2D75	2K71	2M71	2G73	2J73	2L77	2H73	2F73	1A77	1D73	2K73	2G75	2J75	2L79	2H75	2M75	2F75	2D77	
Days of operation/Notes		A				C		G	B		A			C			G		
1st Class/Reservations/Bus/Ferry						□			□					□					
London Waterloo (WAT)	15 d	2254	2257	2300	2302	2306	2312	2312	2320	2324	2324	2327	2333	2336	2342	2342	2345	2350	2353
Vauxhall (VXH)	15 d	2258	2301	2304	2307	2310		2316	2324		2328	2331	2337	2340		2346	2350	2354	2357
Clapham Junction (CLJ)	10 d	2303	2306	2309	2312	2315	2319u	2321	2329	2331u	2333	2336	2342	2345	2349u	2351	2355	2359	0002
Earlsfield (EAD)	d	2306	2309	2312	2315	2318			2332		2336	2339	2345	2348		2354	2358	0002	0005
Wimbledon (WIM)	6 d	2310	2313	2316	2319	2322		2328	2336		2340	2343	2349	2352		2358	0002	0006	0009
Raynes Park (RAY)	6 d	2313	2316	2319		2325		2331			2344	2346		2355		0001	0005		0012
Motspur Park (MOT)	d	2316		2322							2347						0008		0015
Malden Manor (MAL)	d			2326													0012		
Tolworth (TOL)	d			2328													0014		
Chessington North (CSN)	d			2331													0017		
Chessington South (CSS)	a			2334													0023		
Worcester Park (WCP)	d	2319									2349								0018
Stoneleigh (SNL)	d	2322									2352								0021
Ewell West (EWW)	d	2324									2355								0023
Epsom (EPS)	3 a	2328									2358								0027
Epsom (EPS)	3 d	2328									2359								0027
Ashstead (AHD)	d	2332									0003								0031
Leatherhead (LHD)	d	2336									0006								0035
Box Hill & Westhumble (BXW)	d										0011								
Dorking (DKG)	4 a										0014								
New Malden (NEM)	6 d		2319			2328		2334				2349		2358		0004			
Norbiton (NBT)	d		2322					2337				2352				0007			
Kingston (KNG)	a		2325					2340				2355				0010			
Kingston (KNG)	d		2328					2340				2359				0010			
Hampton Wick (HMW)	d		2330					2342				0001				0012			
Teddington (TED)	a		2335					2345				0005				0015			
Strawberry Hill (STW)	a		2338									0008							
Twickenham (TWI)	a		2342									0012							
St Margarets (SMG)	a		2345									0015							
Richmond (RMD)	6 a		2348									0018							
Fulwell (FLW)	d							2349									0019		
Hampton (HMP)	d							2353									0023		
Kempton Park (KMP)	d							2356									0026		
Sunbury (SUU)	d							2358									0028		
Upper Halliford (UPH)	d							2359									0030		
Shepperton (SHP)	a							0003									0033		
Berrylands (BRS)	d					2330								2359					
Surbiton (SUR)	6 d				2327	2335	2337a		2344a	2341a			2357	0005	2359a			0014a	
Thames Ditton (THD)	d					2339								0009					
Hampton Court (HMC)	a					2342								0012					
Hinchley Wood (HYW)	d				2332								0002						
Claygate (CLG)	d				2335								0005						
Oxshott (OXS)	d				2339								0009						
Cobham & Stoke D'abernon (CSD)	d				2343								0013						
Bookham (BKA)	d	2341																	0040
Effingham Junction (EFF)	6 d	2345			2349								0019						0044
Horsley (HSY)	d	2348			2352								0022						0046
Clandon (CLA)	d	2353			2358								0028						0051
London Road (Guildford) (LRD)	d	2358			0003								0033						0056
Guildford (GLD)	a	0002			0009								0039						0100

NOTES (see introductory pages for explanation of train operator codes and standard symbols)

- a Arrival time
- d Departure time
- u Stops to pick up only

- A To London Waterloo via Richmond, see table 160
- B To Alton, see table 152
- C To Basingstoke, see table 152
- G To Woking, see table 152

London to Wimbledon, Kingston, Shepperton, Surbiton, Hampton Court, Guildford, Chessington, Epsom and Dorking

Saturdays

Operator	SW	SW	SW	SW	SW	SW	SW	SW	SW	SW	SW	
Train ID	1A79	2K75	2G77	2H77	2L81	2F77	1D81	2F79	2K77	1B01	2K79	
Days of operation/Notes	B		SUM	SUM	SUM	SUM	SUM	SUM	SUM	D	SUM	
1st Class/Reservations/Bus/Ferry	1				C	G		G		D		
London Waterloo (WAT)	15 d	2355	2357	0003	0012	0014	0020	0025	0037	0042	0105	0142
Vauxhall (VXH)	15 d		0001	0007	0016		0024	0029	0042	0047	0109	0146
Clapham Junction (CLJ)	10 d	0002u	0006	0012	0021	0021u	0029	0036	0049	0054	0115	0153
Earlsfield (EAD)	d		0009	0015	0024		0032	0039	0052s			
Wimbledon (WIM)	6 d		0013	0019	0028		0036	0043	0058	0101	0127s	0159
Raynes Park (RAY)	6 d		0016		0031			0046	0101	0104		0202
Motspur Park (MOT)	d							0049				
Malden Manor (MAL)	d											
Tolworth (TOL)	d											
Chessington North (CSN)	d											
Chessington South (CSS)	a											
Worcester Park (WCP)	d							0052				
Stoneleigh (SNL)	d							0055				
Ewell West (EWW)	d							0057				
Epsom (EPS)	3 a							0101				
Epsom (EPS)	3 d							0101				
Ashted (AHD)	d							0105				
Leatherhead (LHD)	d							0109				
Box Hill & Westhumble (BXW)	d							0114				
Dorking (DKG)	4 a							0117				
New Malden (NEM)	6 d		0019		0034				0104	0107		0204
Norbiton (NBT)	d		0022		0037					0110		0208
Kingston (KNG)	a		0025		0040					0113		0210
Kingston (KNG)	d		0025		0040					0113		0211
Hampton Wick (HMW)	d		0027		0042					0115s		0213s
Teddington (TED)	a		0030		0045					0118s		0215s
Strawberry Hill (STW)	a		0033							0121		0218s
Twickenham (TWI)	a											0222
St Margarets (SMG)	a											
Richmond (RMD)	15 a											
Fulwell (FLW)	d				0049							
Hampton (HMP)	d				0053							
Kempton Park (KMP)	d				0056							
Sunbury (SUU)	d				0058							
Upper Halliford (UPH)	d				0100							
Shepperton (SHP)	a				0103							
Berrylands (BRS)	d								0106s			
Surbiton (SUR)	6 d	0012a		0027		0032a	0043a		0110a		0135a	
Thames Ditton (THD)	d											
Hampton Court (HMC)	a											
Hinchley Wood (HYW)	d			0032								
Claygate (CLG)	d			0035								
Oxshott (OXS)	d			0039								
Cobham & Stoke D'abernon (CSD)	d			0043								
Bookham (BKA)	d											
Effingham Junction (EFF)	6 d			0048								
Horsley (HSY)	d			0051								
Clandon (CLA)	d			0056								
London Road (Guildford) (LRD)	d			0101								
Guildford (GLD)	a			0108								

NOTES (see introductory pages for explanation of train operator codes and standard symbols)

- a Arrival time
- d Departure time
- s Stops to set down only
- u Stops to pick up only

- B To Alton, see table 152
- C To Basingstoke, see table 152
- D To Southampton Central, see table 154
- G To Woking, see table 152

SUM Sunday mornings

London to Wimbledon, Kingston, Shepperton, Surbiton, Hampton Court, Guildford, Chessington, Epsom and Dorking

Sundays

Operator	SW	SW	SW	SW	SW	SW	SW	SW	SW	SW	SW	SW	SW	SW	SW	SW	SW	SW
Train ID	2G73	1D73	2K73	2G75	2J75	2H75	2M75	2F75	2D77	1A79	2K75	2G77	2H77	2L81	2F77	1D81	2F79	2K77
Days of operation/Notes								J		G				H	J		J	
1st Class/Reservations/Bus/Ferry																		
London Waterloo (WAT)	15	d										0003	0012	0014	0020	0025	0037	0042
Vauxhall (VXH)	15	d										0007	0016		0024	0029	0042	0047
Clapham Junction (CLJ)	10	d							0002	0002u	0006	0012	0021	0021u	0029	0036	0049	0054
Earlsfield (EAD)		d						0002	0005		0009	0015	0024		0032	0039	0052s	
Wimbledon (WIM)	6	d						0006	0009		0013	0019	0028		0036	0043	0058	0101
Raynes Park (RAY)	6	d					0001	0005	0012		0016		0031			0046	0101	0104
Motspur Park (MOT)		d						0008	0015							0049		
Malden Manor (MAL)		d						0012										
Tolworth (TOL)		d						0014										
Chessington North (CSN)		d						0017										
Chessington South (CSS)		a						0023										
Worcester Park (WCP)		d							0018								0052	
Stoneleigh (SNL)		d							0021								0055	
Ewell West (EWW)		d							0023								0057	
Epsom (EPS)	3	a							0027								0101	
Epsom (EPS)	3	d							0027								0101	
Ashstead (AHD)		d	0003						0031								0105	
Leatherhead (LHD)		d	0006						0035								0109	
Box Hill & Westhumble (BXW)		d	0011														0114	
Dorking (DKG)	4	a	0014														0117	
New Malden (NEM)	6	d						0004			0019		0034				0104	0107
Norbiton (NBT)		d						0007			0022		0037					0110
Kingston (KNG)		a						0010			0025		0040					0113
Kingston (KNG)		d						0010			0025		0040					0113
Hampton Wick (HMW)		d			0001			0012			0027		0042					0115s
Teddington (TED)		a			0005			0015			0030		0045					0118s
Strawberry Hill (STW)		a			0008						0033							0121
Twickenham (TWI)		a			0012													
St Margarets (SMG)		a			0015													
Richmond (RMD)	15	a			0018													
Fulwell (FLW)		d						0019					0049					
Hampton (HMP)		d						0023					0053					
Kempton Park (KMP)		d						0026					0056					
Sunbury (SUU)		d						0028					0058					
Upper Halliford (UPH)		d						0030					0100					
Shepperton (SHP)		a						0033					0103					
Berrylands (BRS)		d																0106s
Surbiton (SUR)	6	d				0005			0014a		0012a		0027		0032a	0043a		0110a
Thames Ditton (THD)		d				0009												
Hampton Court (HMC)		a				0012												
Hinchley Wood (HYW)		d			0002								0032					
Claygate (CLG)		d			0005								0035					
Oxshott (OXS)		d			0009								0039					
Cobham & Stoke D'abernon (CSD)		d			0013								0043					
Bookham (BKA)		d							0040									
Effingham Junction (EFF)	6	d			0019				0044				0048					
Horsley (HSY)		d			0022				0046				0051					
Clandon (CLA)		d			0028				0051				0056					
London Road (Guildford) (LRD)		d	0003		0033				0056				0101					
Guildford (GLD)		a	0009		0039				0100				0108					

NOTES (see introductory pages for explanation of train operator codes and standard symbols)

- a Arrival time
- d Departure time
- s Stops to set down only
- u Stops to pick up only

- G To Alton, see table 152
- H To Basingstoke, see table 152
- J To Woking, see table 152

London to Wimbledon, Kingston, Shepperton, Surbiton, Hampton Court, Guildford, Chessington, Epsom and Dorking

Sundays

Operator	SW	SW	SW	SW	SW	SW	SW	SW	SW	SW	SW	SW	SW	SW	SW	SW	SW	SW
Train ID	1B01	2K79	2K05	2D07	2J07	2G09	2D09	2F09	2K09	2M09	2J09	2D11	2F11	2G13	2H11	2M11	2J11	2G13
Days of operation/Notes 1st Class/Reservations/Bus/Ferry	D		C						A									
London Waterloo (WAT)	15 d	0105	0142	0620	0633	0657		0710	0718		0727		0740		0748		0757	
Vauxhall (VXH)	15 d	0109	0146	0624	0637	0701		0714	0722		0731		0744		0752		0801	
Clapham Junction (CLJ)	10 d	0115	0153	0629	0642	0706		0719	0727		0736		0749		0757		0806	
Earlsfield (EAD)	d					0709		0722	0730		0739		0752		0800		0809	
Wimbledon (WIM)	6 d	0127s	0159	0635	0648	0713	0716	0720	0726	0734	0738	0744	0748	0756	0802	0804	0808	0815
Raynes Park (RAY)	6 d		0202	0638	0652	0716		0723	0737	0740	0747	0752		0805	0808	0811	0818	
Motspur Park (MOT)	d				0655			0726		0743		0755				0814		
Malden Manor (MAL)	d									0747						0818		
Tolworth (TOL)	d									0749						0820		
Chessington North (CSN)	d									0752						0823		
Chessington South (CSS)	a									0756						0826		
Worcester Park (WCP)	d				0658			0729					0758					
Stoneleigh (SNL)	d				0701			0732					0801					
Ewell West (EWW)	d				0703			0734					0803					
Epsom (EPS)	3 a				0707			0738					0808					
Epsom (EPS)	3 d												0809					
Ashstead (AHD)	d												0813					
Leatherhead (LHD)	d												0817					
Box Hill & Westhumble (BXW)	d																	
Dorking (DKG)	4 a																	
New Malden (NEM)	6 d		0204	0640		0719			0740		0749			0808	0811		0820	
Norbiton (NBT)	d		0208	0644					0743						0814			
Kingston (KNG)	a		0210	0646					0746						0817			
Kingston (KNG)	d		0211	0649					0749						0817			
Hampton Wick (HMW)	d		0213s	0651					0751						0819			
Teddington (TED)	a		0215s	0655					0755						0822			
Strawberry Hill (STW)	a		0218s	0658					0758									
Twickenham (TWI)	a		0222	0702					0802									
St Margarets (SMG)	a			0705					0805									
Richmond (RMD)	15 a			0708					0808									
Fulwell (FLW)	d														0826			
Hampton (HMP)	d														0830			
Kempton Park (KMP)	d														0833			
Sunbury (SUU)	d														0835			
Upper Halliford (UPH)	d														0837			
Shepperton (SHP)	a														0840			
Berrylands (BRS)	d					0721						0752		0810			0823	←
Surbiton (SUR)	6 d	0135a				0725	0732c	0735				0756		0805	0832e		0827	0832e
Thames Ditton (THD)	d					0730						0800		→			0831	
Hampton Court (HMC)	a					0733						0803					0834	
Hinchley Wood (HYW)	d							0736										0836
Claygate (CLG)	d							0739										0839
Oxshott (OXS)	d							0742										0842
Cobham & Stoke D'abernon (CSD)	d							0746										0846
Bookham (BKA)	d												0822					
Effingham Junction (EFF)	6 d							0750					0826					0850
Horsley (HSY)	d							0753					0829					0853
Clandon (CLA)	d							0758					0834					0858
London Road (Guildford) (LRD)	d							0803					0839					0903
Guildford (GLD)	a							0807	0814				0843	0846				0907













NOTES (see introductory pages for explanation of train operator codes and standard symbols)

- a Arrival time
- d Departure time
- s Stops to set down only
- c Arrives 4 minutes earlier
- e Arrives 18 minutes earlier

- A To London Waterloo via Richmond, see table 160
- C To Clapham Junction via Richmond, see table 160
- D To Southampton Central, see table 154

London to Wimbledon, Kingston, Shepperton, Surbiton, Hampton Court, Guildford, Chessington, Epsom and Dorking

Sundays

Operator Train ID Days of operation/Notes 1st Class/Reservations/Bus/Ferry	SW	SW	SW	SW	SW	SW	SW	SW	SW	SW	SW	SW	SW	SW	SW	SW	SW	SW
	2L17 E F	2G13	2F13	2K13 A	2M13	2J13	2D15	2F15	2H15	2M15	2J15	2G17	1D17	2L21 E F	2F17	2K17 A	2M17	2J17
London Waterloo (WAT)  d	0807		0810	0818	0821	0827	0832	0840	0848	0851	0857		0902	0905	0910	0918	0921	0927
Vauxhall (VXH)  d			0814	0822	0825	0831	0836	0844	0852	0855	0901		0906		0914	0922	0925	0931
Clapham Junction (CLJ)  d	0815		0819	0827	0830	0836	0841	0849	0857	0900	0906		0912	0915	0919	0927	0930	0936
Earlsfield (EAD) d			0822	0830	0833	0839	0844	0852	0900	0903	0909		0916		0922	0930	0933	0939
Wimbledon (WIM)  d	0822		0826	0834	0837	0843	0848	0856	0904	0907	0913	0913	0920	0922	0926	0934	0937	0943
Raynes Park (RAY)  d				0837	0840	0846	0852		0907	0911	0917		0923		0937	0940	0946	
Motspur Park (MOT) d					0843		0855			0914			0926				0943	
Malden Manor (MAL) d					0847					0917							0947	
Tolworth (TOL) d					0849					0920							0949	
Chessington North (CSN) d					0852					0923							0952	
Chessington South (CSS) a					0855					0925							0955	
Worcester Park (WCP) d							0858						0928					
Stoneleigh (SNL) d							0901						0931					
Ewell West (EWW) d							0903						0934					
Epsom (EPS)  a							0907						0938					
Epsom (EPS)  d							0908						0938					
Ashstead (AHD) d							0912						0942					
Leatherhead (LHD) d							0916						0946					
Box Hill & Westhumble (BXW) d													0951					
Dorking (DKG)  a													0954					
New Malden (NEM)  d				0840		0849			0910		0920					0940		0949
Norbiton (NBT) d				0843					0913							0943		
Kingston (KNG) a				0846					0916							0946		
Kingston (KNG) d				0849					0916							0949		
Hampton Wick (HMW) d				0851					0918							0951		
Teddington (TED) a				0854					0921							0955		
Strawberry Hill (STW) a				0857												0958		
Twickenham (TWI) a				0901												1002		
St Margarets (SMG) a				0904												1005		
Richmond (RMD)  a				0907												1008		
Fulwell (FLW) d									0925									
Hampton (HMP) d									0929									
Kempton Park (KMP) d									0932									
Sunbury (SUU) d									0934									
Upper Halliford (UPH) d									0936									
Shepperton (SHP) a									0939									
Berrylands (BRS) d							0851				0923							0951
Surbiton (SUR)  d	0829a	0832e	0835				0855	0905			0927	0932f		0929a	0935			0955
Thames Ditton (THD) d							0900				0931							1000
Hampton Court (HMC) a							0903				0934							1003
Hinchley Wood (HYW) d		0836											0936					
Claygate (CLG) d		0839											0939					
Oxshott (OXS) d		0842											0942					
Cobham & Stoke D'abernon (CSD) d		0846											0946					
Bookham (BKA) d							0922											
Effingham Junction (EFF)  d		0850					0926						0950					
Horsley (HSY) d		0853					0928						0953					
Clandon (CLA) d		0858					0933						0958					
London Road (Guildford) (LRD) d		0903					0938						1003					
Guildford (GLD) a		0907	0914				0942	0946					1007		1014			

NOTES (see introductory pages for explanation of train operator codes and standard symbols)

- a Arrival time
- d Departure time
- e Arrives 18 minutes earlier
- f Arrives 12 minutes earlier

- A To London Waterloo via Richmond, see table 160
- E To Basingstoke/Alton, see table 152

London to Wimbledon, Kingston, Shepperton, Surbiton, Hampton Court, Guildford, Chessington, Epsom and Dorking

Sundays

Operator	SW	SW	SW	SW	SW	SW	SW	SW	SW	SW	SW	SW	SW	SW	SW	SW	SW	SW	
Train ID	2D19	2F19	2H19	2M19	2J19	2G21	1D21	2L25	2F21	2K21	2M21	2J21	2D23	2F23	2H23	2M23	2G25	2J23	
Days of operation/Notes 1st Class/Reservations/Bus/Ferry								E □		A								□	
London Waterloo (WAT)	15 d	0932	0940	0948	0951	0957		1002	1007	1010	1018	1021	1027	1032	1040	1048	1051		1057
Vauxhall (VXH)	15 d	0936	0944	0952	0955	1001		1006		1014	1022	1025	1031	1037	1044	1052	1055		1101
Clapham Junction (CLJ)	10 d	0941	0949	0957	1000	1006		1012	1015	1019	1027	1030	1036	1042	1049	1057	1100		1106
Earlsfield (EAD)	10 d	0944	0952	1000	1003	1009		1016		1022	1030	1034	1040	1045	1053	1101	1104		1110
Wimbledon (WIM)	6 d	0948	0956	1004	1007	1013	1013	1020	1022	1026	1034	1038	1044	1049	1057	1105	1108	1113	1114
Raynes Park (RAY)	6 d	0952		1007	1010	1017		1023			1037	1041	1047	1053		1108	1111		1117
Motspur Park (MOT)	d	0955			1013			1026				1044		1056					1114
Malden Manor (MAL)	d				1017							1047							1117
Tolworth (TOL)	d				1019							1050							1120
Chessington North (CSN)	d				1022							1053							1123
Chessington South (CSS)	a				1025							1055							1125
Worcester Park (WCP)	d	0958						1028						1058					
Stoneleigh (SNL)	d	1001						1031						1101					
Ewell West (EWW)	d	1003						1034						1104					
Epsom (EPS)	3 a	1008						1038						1108					
Epsom (EPS)	3 d	1008						1038						1108					
Ashstead (AHD)	d	1012						1042						1112					
Leatherhead (LHD)	d	1016						1046						1116					
Box Hill & Westhumble (BXW)	d							1051											
Dorking (DKG)	4 a							1054											
New Malden (NEM)	6 d			1010		1020					1040		1049			1110			1120
Norbiton (NBT)	d			1013							1043					1114			
Kingston (KNG)	a			1016							1046					1116			
Kingston (KNG)	d			1016							1049					1117			
Hampton Wick (HMW)	d			1018							1051					1119			
Teddington (TED)	a			1021							1055					1121			
Strawberry Hill (STW)	a										1058								
Twickenham (TWI)	a										1102								
St Margarets (SMG)	a										1105								
Richmond (RMD)	15 a										1108								
Fulwell (FLW)	d			1025												1126			
Hampton (HMP)	d			1029												1129			
Kempton Park (KMP)	d			1032												1133			
Sunbury (SUU)	d			1034												1134			
Upper Halliford (UPH)	d			1036												1136			
Shepperton (SHP)	a			1039												1140			
Berrylands (BRS)	d				1023								1052						1123
Surbiton (SUR)	6 d		1005		1027	1032f		1029a	1035				1056		1105			1132f	1127
Thames Ditton (THD)	d				1031								1100						1131
Hampton Court (HMC)	a				1034								1103						1134
Hinchley Wood (HYW)	d					1036													1136
Claygate (CLG)	d					1039													1139
Oxshott (OXS)	d					1042													1142
Cobham & Stoke D'abernon (CSD)	d					1046													1146
Bookham (BKA)	d	1022											1122						
Effingham Junction (EFF)	6 d	1026				1050							1126						1150
Horsley (HSY)	d	1028				1053							1128						1153
Clandon (CLA)	d	1033				1058							1133						1158
London Road (Guildford) (LRD)	d	1038				1103							1138						1203
Guildford (GLD)	a	1042	1046			1107			1114				1142	1146					1207

NOTES (see introductory pages for explanation of train operator codes and standard symbols)

- a Arrival time
- d Departure time
- f Arrives 12 minutes earlier

- A To London Waterloo via Richmond, see table 160
- E To Basingstoke/Alton, see table 152

London to Wimbledon, Kingston, Shepperton, Surbiton, Hampton Court, Guildford, Chessington, Epsom and Dorking

Sundays

Operator	SW	SW	SW	SW	SW	SW	SW	SW	SW	SW	SW	SW	SW	SW	SW	SW	SW	SW	
Train ID	1D25	2L29	2F25	2K25	2M25	2J25	2D27	2F27	2H27	2M27	2G29	2J27	1D29	2L33	2F29	2R27	2K29	2M29	
Days of operation/Notes 1st Class/Reservations/Bus/Ferry		E E		A										E E		B	A		
London Waterloo (WAT)	15 d	1102	1107	1110	1118	1121	1127	1132	1140	1148	1151		1157	1202	1207	1210		1218	1221
Vauxhall (VXH)	15 d	1107		1114	1122	1125	1131	1137	1144	1152	1155		1201	1207		1214		1222	1225
Clapham Junction (CLJ)	10 d	1112	1115	1119	1127	1130	1136	1142	1149	1157	1200		1206	1212	1215	1219		1227	1230
Earlsfield (EAD)	d	1115		1123	1131	1134	1140	1145	1153	1201	1204		1210	1215		1223		1231	1234
Wimbledon (WIM)	6 d	1119	1122	1127	1135	1138	1144	1149	1157	1205	1208	1213	1214	1219	1222	1227		1235	1238
Raynes Park (RAY)	6 d	1123			1138	1141	1147	1153		1208	1211		1217	1223				1238	1241
Motspur Park (MOT)	d	1126				1144		1156			1214			1226					1244
Malden Manor (MAL)	d					1147					1217								1247
Tolworth (TOL)	d					1150					1220								1250
Chessington North (CSN)	d					1153					1223								1253
Chessington South (CSS)	a					1155					1225								1255
Worcester Park (WCP)	d	1129						1158					1229						
Stoneleigh (SNL)	d	1132						1201					1232						
Ewell West (EWW)	d	1134						1204					1234						
Epsom (EPS)	3 a	1138						1208					1238						
Epsom (EPS)	3 d	1138						1208					1238						
Ashstead (AHD)	d	1142						1212					1242						
Leatherhead (LHD)	d	1146						1216					1246						
Box Hill & Westhumble (BXW)	d	1151											1251						
Dorking (DKG)	4 a	1154											1254						
New Malden (NEM)	6 d				1140		1149			1210			1220					1240	
Norbiton (NBT)	d				1144					1214								1244	
Kingston (KNG)	a				1146					1216								1246	
Kingston (KNG)	d				1149					1217							1235	1249	
Hampton Wick (HMW)	d				1151					1219							1237	1251	
Teddington (TED)	a				1155					1221							1240	1255	
Strawberry Hill (STW)	a				1158												1243	1258	
Twickenham (TWI)	a				1202												1247	1302	
St Margarets (SMG)	a				1205													1305	
Richmond (RMD)	6 a				1208													1308	
Fulwell (FLW)	d									1226									
Hampton (HMP)	d									1229									
Kempton Park (KMP)	d									1233									
Sunbury (SUU)	d									1234									
Upper Halliford (UPH)	d									1236									
Shepperton (SHP)	a									1240									
Berrylands (BRS)	d						1152						1223						
Surbiton (SUR)	6 d		1129a	1135			1156		1205			1232f	1227		1229a	1235			
Thames Ditton (THD)	d						1200						1231						
Hampton Court (HMC)	a						1203						1234						
Hinchley Wood (HYW)	d												1236						
Claygate (CLG)	d												1239						
Oxshott (OXS)	d												1242						
Cobham & Stoke D'abernon (CSD)	d												1246						
Bookham (BKA)	d							1222											
Effingham Junction (EFF)	6 d							1226					1250						
Horsley (HSY)	d							1228					1253						
Clandon (CLA)	d							1233					1258						
London Road (Guildford) (LRD)	d							1238					1303						
Guildford (GLD)	a			1214				1242	1246				1307			1314			

NOTES (see introductory pages for explanation of train operator codes and standard symbols)

- a Arrival time
- d Departure time
- f Arrives 12 minutes earlier

- A To London Waterloo via Richmond, see table 160
- B To London Waterloo via Hounslow, see table 160
- E To Basingstoke/Alton, see table 152

London to Wimbledon, Kingston, Shepperton, Surbiton, Hampton Court, Guildford, Chessington, Epsom and Dorking

Sundays

Operator	SW	SW	SW	SW	SW	SW	SW	SW	SW	SW	SW	SW	SW	SW	SW	SW	SW	SW	
Train ID	2J29	2D31	2F31	2H31	2M31	2G33	2J31	1D33	2L37	2F33	2R31	2K33	2M33	2J33	2D35	2F35	2H35	2M35	
Days of operation/Notes 1st Class/Reservations/Bus/Ferry									E I		B	A							
London Waterloo (WAT)	15 d	1227	1232	1240	1248	1251		1257	1302	1307	1310		1318	1321	1327	1332	1340	1348	1351
Vauxhall (VXH)	d	1231	1236	1244	1252	1255		1301	1306		1314		1322	1325	1331	1336	1344	1352	1355
Clapham Junction (CLJ)	10 d	1236	1242	1249	1257	1300		1306	1311	1315	1319		1327	1330	1336	1341	1349	1357	1400
Earlsfield (EAD)	d	1239	1245	1252	1300	1303		1310	1314		1322		1330	1333	1339	1344	1352	1400	1403
Wimbledon (WIM)	6 d	1243	1249	1256	1304	1307	1313	1314	1318	1322	1326		1334	1337	1343	1348	1356	1404	1407
Raynes Park (RAY)	6 d	1246	1252		1307	1310		1317	1321				1337	1340	1346	1352		1407	1410
Motspur Park (MOT)	d		1255			1313			1324					1343		1355			1413
Malden Manor (MAL)	d					1317								1347					1417
Tolworth (TOL)	d					1319								1349					1419
Chessington North (CSN)	d					1322								1352					1422
Chessington South (CSS)	a					1325								1355					1425
Worcester Park (WCP)	d		1258						1327								1358		
Stoneleigh (SNL)	d		1301						1330								1401		
Ewell West (EWW)	d		1303						1332								1403		
Epsom (EPS)	3 a		1308						1338								1408		
Epsom (EPS)	3 d		1308						1338								1408		
Ashstead (AHD)	d		1312						1342								1412		
Leatherhead (LHD)	d		1316						1346								1416		
Box Hill & Westhumble (BXW)	d								1351										
Dorking (DKG)	4 a								1354										
New Malden (NEM)	6 d	1249			1310			1320					1340		1349				1410
Norbiton (NBT)	d				1313								1343						1413
Kingston (KNG)	a				1316								1346						1416
Kingston (KNG)	d				1316							1335	1349						1416
Hampton Wick (HMW)	d				1318							1337	1351						1418
Teddington (TED)	a				1321							1340	1355						1421
Strawberry Hill (STW)	a											1343	1358						
Twickenham (TWI)	a											1347	1402						
St Margarets (SMG)	a												1405						
Richmond (RMD)	6 a												1408						
Fulwell (FLW)	d				1325														1425
Hampton (HMP)	d				1329														1429
Kempton Park (KMP)	d				1332														1432
Sunbury (SUU)	d				1334														1434
Upper Halliford (UPH)	d				1336														1436
Shepperton (SHP)	a				1339														1439
Berrylands (BRS)	d	1251						1323							1351				
Surbiton (SUR)	6 d	1255		1305			1332f	1327		1329a	1335				1355		1405		
Thames Ditton (THD)	d	1300						1331							1400				
Hampton Court (HMC)	a	1303						1334							1403				
Hinchley Wood (HYW)	d							1336											
Claygate (CLG)	d							1339											
Oxshott (OXS)	d							1342											
Cobham & Stoke D'abernon (CSD)	d							1346											
Bookham (BKA)	d		1322																1422
Effingham Junction (EFF)	6 d		1326					1350											1426
Horsley (HSY)	d		1328					1353											1428
Clandon (CLA)	d		1333					1358											1433
London Road (Guildford) (LRD)	d		1338					1403											1438
Guildford (GLD)	a		1342	1346				1407			1414								1442
																			1446

NOTES (see introductory pages for explanation of train operator codes and standard symbols)

- a Arrival time
- d Departure time
- f Arrives 12 minutes earlier

- A To London Waterloo via Richmond, see table 160
- B To London Waterloo via Hounslow, see table 160
- E To Basingstoke/Alton, see table 152

London to Wimbledon, Kingston, Shepperton, Surbiton, Hampton Court, Guildford, Chessington, Epsom and Dorking

Sundays

Operator	SW	SW	SW	SW	SW	SW	SW	SW	SW	SW	SW	SW	SW	SW	SW	SW	SW	SW	
Train ID	2J35	1D37	2G37	2L41	2F37	2R35	2K37	2M37	2J37	2D39	2F39	2H39	2M39	2J39	1D41	2G41	2L45	2F41	
Days of operation/Notes 1st Class/Reservations/Bus/Ferry				E E E		B	A										E E E		
London Waterloo (WAT)	15 d	1357	1402	1406	1407	1410		1418	1421	1427	1432	1440	1448	1451	1457	1502	1506	1507	1510
Vauxhall (VXH)	15 d	1401	1406	1410		1414		1422	1425	1431	1436	1444	1452	1455	1501	1506	1510		1514
Clapham Junction (CLJ)	10 d	1406	1411	1415	1415	1419		1427	1430	1436	1441	1449	1457	1500	1506	1511	1515	1515	1519
Earlsfield (EAD)	d	1409	1414	1418		1422		1430	1433	1439	1444	1452	1500	1503	1509	1514	1518		1522
Wimbledon (WIM)	6 d	1413	1418	1422	1422	1426		1434	1437	1443	1448	1456	1504	1507	1513	1518	1522	1522	1526
Raynes Park (RAY)	6 d	1416	1421					1437	1440	1446	1452	1507	1510	1516	1521				
Motspur Park (MOT)	d		1424					1443		1455			1513		1524				
Malden Manor (MAL)	d							1447					1517						
Tolworth (TOL)	d							1449					1519						
Chessington North (CSN)	d							1452					1522						
Chessington South (CSS)	a							1455					1525						
Worcester Park (WCP)	d		1427								1458					1527			
Stoneleigh (SNL)	d		1430								1501					1530			
Ewell West (EWW)	d		1432								1503					1532			
Epsom (EPS)	3 a		1438								1508					1538			
Epsom (EPS)	3 d		1438								1508					1538			
Ashstead (AHD)	d		1442								1512					1542			
Leatherhead (LHD)	d		1446								1516					1546			
Box Hill & Westhumble (BXW)	d		1451													1551			
Dorking (DKG)	4 a		1454													1554			
New Malden (NEM)	6 d	1419						1440		1449			1510		1519				
Norbiton (NBT)	d							1443					1513						
Kingston (KNG)	a							1446					1516						
Kingston (KNG)	d							1435	1449				1516						
Hampton Wick (HMW)	d							1437	1451				1518						
Teddington (TED)	a							1440	1455				1521						
Strawberry Hill (STW)	a							1443	1458										
Twickenham (TWI)	a							1447	1502										
St Margarets (SMG)	a								1505										
Richmond (RMD)	6 a								1508										
Fulwell (FLW)	d												1525						
Hampton (HMP)	d												1529						
Kempton Park (KMP)	d												1532						
Sunbury (SUU)	d												1534						
Upper Halliford (UPH)	d												1536						
Shepperton (SHP)	a												1539						
Berrylands (BRS)	d	1421								1451					1521				
Surbiton (SUR)	6 d	1425		1432g	1429a	1435				1455		1504			1525		1532g	1529a	1535
Thames Ditton (THD)	d	1430								1500					1530				
Hampton Court (HMC)	a	1433								1503					1533				
Hinchley Wood (HYW)	d			1436													1536		
Claygate (CLG)	d			1439													1539		
Oxshott (OXS)	d			1442													1542		
Cobham & Stoke D'abernon (CSD)	d			1446													1546		
Bookham (BKA)	d										1522								
Effingham Junction (EFF)	6 d			1450							1526					1550			
Horsley (HSY)	d			1453							1528					1553			
Clandon (CLA)	d			1458							1533					1558			
London Road (Guildford) (LRD)	d			1503							1538					1603			
Guildford (GLD)	a			1507		1514					1542	1546				1607			1615

NOTES (see introductory pages for explanation of train operator codes and standard symbols)

- a Arrival time
- d Departure time
- g Arrives 3 minutes earlier

- A To London Waterloo via Richmond, see table 160
- B To London Waterloo via Hounslow, see table 160
- E To Basingstoke/Alton, see table 152

London to Wimbledon, Kingston, Shepperton, Surbiton, Hampton Court, Guildford, Chessington, Epsom and Dorking

Sundays

Operator	SW	SW	SW	SW	SW	SW	SW	SW	SW	SW	SW	SW	SW	SW	SW	SW	SW	SW
Train ID	2R39	2K41	2M41	2J41	2D43	2L47	2F43	2H43	2M43	2J43	1D45	2G45	2L49	2F45	2R43	2K45	2M45	2J45
Days of operation/Notes	B	A				E							E	B	A			
1st Class/Reservations/Bus/Ferry						□							□					
London Waterloo (WAT)	15 d	1518	1521	1527	1532	1537	1540	1548	1551	1557	1602	1606	1607	1610		1618	1621	1627
Vauxhall (VXH)	d	1522	1525	1531	1536		1544	1552	1555	1601	1606	1610		1614		1622	1625	1631
Clapham Junction (CLJ)	10 d	1527	1530	1536	1541	1546	1549	1557	1600	1606	1611	1615	1616	1619		1627	1630	1636
Earlsfield (EAD)	d	1530	1533	1539	1544		1552	1600	1603	1609	1614	1618		1622		1630	1633	1639
Wimbledon (WIM)	6 d	1534	1537	1543	1548	1553	1556	1604	1607	1613	1618	1622	1622	1626		1634	1637	1643
Raynes Park (RAY)	6 d	1537	1540	1546	1552			1607	1610	1616	1622					1637	1640	1646
Motspur Park (MOT)	d		1543		1555				1613		1625							1643
Malden Manor (MAL)	d		1547						1617									1647
Tolworth (TOL)	d		1549						1619									1649
Chessington North (CSN)	d		1552						1622									1652
Chessington South (CSS)	a		1555						1625									1655
Worcester Park (WCP)	d				1558						1628							
Stoneleigh (SNL)	d				1601						1631							
Ewell West (EWW)	d				1603						1633							
Epsom (EPS)	3 a				1608						1637							
Epsom (EPS)	3 d				1608						1638							
Ashstead (AHD)	d				1612						1642							
Leatherhead (LHD)	d				1616						1646							
Box Hill & Westhumble (BXW)	d										1651							
Dorking (DKG)	4 a										1654							
New Malden (NEM)	6 d	1540		1549			1610		1619							1640		1649
Norbiton (NBT)	d	1543					1613									1643		
Kingston (KNG)	a	1546					1616									1646		
Kingston (KNG)	d	1535	1549				1616								1635	1649		
Hampton Wick (HMW)	d	1537	1551				1618								1637	1651		
Teddington (TED)	a	1540	1555				1621								1640	1655		
Strawberry Hill (STW)	a	1543	1558												1643	1658		
Twickenham (TWI)	a	1547	1602												1647	1702		
St Margarets (SMG)	a		1605													1705		
Richmond (RMD)	a		1608													1708		
Fulwell (FLW)	d						1625											
Hampton (HMP)	d						1629											
Kempton Park (KMP)	d						1632											
Sunbury (SUU)	d						1634											
Upper Halliford (UPH)	d						1636											
Shepperton (SHP)	a						1639											
Berrylands (BRS)	d			1551					1621									1651
Surbiton (SUR)	6 d			1555		1600a	1605		1625		1632	1629a	1635					1655
Thames Ditton (THD)	d			1600					1630									1700
Hampton Court (HMC)	a			1603					1633									1703
Hinchley Wood (HYW)	d											1636						
Claygate (CLG)	d											1639						
Oxshott (OXS)	d											1642						
Cobham & Stoke D'abernon (CSD)	d											1646						
Bookham (BKA)	d				1622													
Effingham Junction (EFF)	6 d				1626							1650						
Horsley (HSY)	d				1628							1653						
Clandon (CLA)	d				1633							1658						
London Road (Guildford) (LRD)	d				1638							1703						
Guildford (GLD)	a				1642		1649					1707		1715				

NOTES (see introductory pages for explanation of train operator codes and standard symbols)

- a Arrival time
d Departure time

- A To London Waterloo via Richmond, see table 160
B To London Waterloo via Hounslow, see table 160
E To Basingstoke/Alton, see table 152

London to Wimbledon, Kingston, Shepperton, Surbiton, Hampton Court, Guildford, Chessington, Epsom and Dorking

Sundays

Operator	SW	SW	SW	SW	SW	SW	SW	SW	SW	SW	SW	SW	SW	SW	SW	SW	SW	SW	
Train ID	2D47	2L51	2F47	2H47	2M47	2J47	1D49	2G49	2L53	2F49	2R47	2K49	2M49	2J49	2D51	2L55	2F51	2H51	
Days of operation/Notes		E							E		B	A				E			
1st Class/Reservations/Bus/Ferry		□							□							□			
London Waterloo (WAT)	15 d	1632	1637	1640	1648	1651	1657	1702	1706	1707	1710		1718	1721	1727	1732	1737	1740	1748
Vauxhall (VXH)	15 d	1636		1644	1652	1655	1701	1706	1710		1714		1722	1725	1731	1736		1744	1752
Clapham Junction (CLJ)	10 d	1641	1646	1649	1657	1700	1706	1711	1715	1716	1719		1727	1730	1736	1741	1746	1749	1757
Earlsfield (EAD)	d	1644		1652	1700	1703	1709	1714	1718		1722		1730	1733	1739	1744		1752	1800
Wimbledon (WIM)	6 d	1648	1653	1656	1704	1707	1713	1718	1722	1722	1726		1734	1737	1743	1748	1753	1756	1804
Raynes Park (RAY)	6 d	1652			1707	1710	1716	1721					1737	1740	1746	1752			1807
Motspur Park (MOT)	d	1655				1713		1724						1743		1755			
Malden Manor (MAL)	d					1717								1747					
Tolworth (TOL)	d					1719								1749					
Chessington North (CSN)	d					1722								1752					
Chessington South (CSS)	a					1725								1755					
Worcester Park (WCP)	d	1658						1727								1758			
Stoneleigh (SNL)	d	1701						1730								1801			
Ewell West (EWW)	d	1703						1732								1803			
Epsom (EPS)	3 a	1708						1738								1808			
Epsom (EPS)	3 d	1708						1738								1808			
Ashstead (AHD)	d	1712						1742								1812			
Leatherhead (LHD)	d	1716						1746								1816			
Box Hill & Westhumble (BXW)	d							1751											
Dorking (DKG)	4 a							1754											
New Malden (NEM)	6 d				1710		1719						1740		1749				1810
Norbiton (NBT)	d				1713								1743						1813
Kingston (KNG)	a				1716								1746						1816
Kingston (KNG)	d				1716							1735	1749						1819
Hampton Wick (HMW)	d				1718							1737	1751						1821
Teddington (TED)	a				1721							1740	1755						1823
Strawberry Hill (STW)	a											1743	1758						
Twickenham (TWI)	a											1747	1802						
St Margarets (SMG)	a												1805						
Richmond (RMD)	6 a												1808						
Fulwell (FLW)	d				1725														1828
Hampton (HMP)	d				1729														1831
Kempton Park (KMP)	d				1732														1835
Sunbury (SUU)	d				1734														1836
Upper Halliford (UPH)	d				1736														1838
Shepperton (SHP)	a				1739														1842
Berrylands (BRS)	d						1721								1751				
Surbiton (SUR)	6 d		1700a	1705			1725		1732g	1729a	1735				1755		1800a	1805	
Thames Ditton (THD)	d						1730								1800				
Hampton Court (HMC)	a						1733								1803				
Hinchley Wood (HYW)	d								1736										
Claygate (CLG)	d								1739										
Oxshott (OXS)	d								1742										
Cobham & Stoke D'abernon (CSD)	d								1746										
Bookham (BKA)	d	1722														1822			
Effingham Junction (EFF)	6 d	1726							1750							1826			
Horsley (HSY)	d	1728							1753							1828			
Clandon (CLA)	d	1733							1758							1833			
London Road (Guildford) (LRD)	d	1738							1803							1838			
Guildford (GLD)	a	1742		1746					1807		1814					1842		1846	













NOTES (see introductory pages for explanation of train operator codes and standard symbols)

- a Arrival time
- d Departure time
- g Arrives 3 minutes earlier

- A To London Waterloo via Richmond, see table 160
- B To London Waterloo via Hounslow, see table 160
- E To Basingstoke/Alton, see table 152

London to Wimbledon, Kingston, Shepperton, Surbiton, Hampton Court, Guildford, Chessington, Epsom and Dorking

Sundays

Operator Train ID Days of operation/Notes 1st Class/Reservations/Bus/Ferry	SW	SW	SW	SW	SW	SW	SW	SW	SW	SW	SW	SW	SW	SW	SW	SW	SW	SW
	2M51	2J51	1D53	2G53	2L57 E F	2F53	2R51 B	2K53 A	2M53	2J53	2D55	2L59 E F	2F55	2H55	2M55	2J55	1D57	2G57
London Waterloo (WAT)  d	1751	1757	1802	1806	1807	1810		1818	1821	1827	1832	1837	1840	1848	1851	1857	1902	1906
Vauxhall (VXH)  d	1755	1801	1806	1810		1814		1822	1825	1831	1836		1844	1852	1855	1901	1906	1910
Clapham Junction (CLJ)  d	1800	1806	1811	1815	1816	1819		1827	1830	1836	1841	1846	1849	1857	1900	1906	1911	1915
Earlsfield (EAD) d	1803	1809	1814	1818		1822		1830	1833	1839	1844		1852	1900	1903	1909	1914	1918
Wimbledon (WIM)  d	1807	1813	1818	1822	1822	1826		1834	1837	1843	1848	1853	1856	1904	1907	1913	1918	1922
Raynes Park (RAY)  d	1810	1816	1821					1837	1840	1846	1852			1907	1910	1916	1921	
Motspur Park (MOT) d	1813		1824						1843		1855				1913		1924	
Malden Manor (MAL) d	1817								1847						1917			
Tolworth (TOL) d	1819								1849						1919			
Chessington North (CSN) d	1822								1852						1922			
Chessington South (CSS) a	1825								1855						1925			
Worcester Park (WCP) d			1827								1858						1927	
Stoneleigh (SNL) d			1830								1901						1930	
Ewell West (EWW) d			1832								1903						1932	
Epsom (EPS)  a			1838								1908						1938	
Epsom (EPS)  d			1838								1908						1938	
Ashstead (AHD) d			1842								1912						1942	
Leatherhead (LHD) d			1846								1916						1946	
Box Hill & Westhumble (BXW) d			1851														1951	
Dorking (DKG)  a			1854														1954	
New Malden (NEM)  d		1819						1840		1849				1910		1919		
Norbiton (NBT) d								1843						1913				
Kingston (KNG) a								1846						1916				
Kingston (KNG) d							1835	1849						1916				
Hampton Wick (HMW) d							1837	1851						1918				
Teddington (TED) a							1840	1855						1921				
Strawberry Hill (STW) a							1843	1858										
Twickenham (TWI) a							1847	1902										
St Margarets (SMG) a								1905										
Richmond (RMD)  a								1908										
Fulwell (FLW) d														1925				
Hampton (HMP) d														1929				
Kempton Park (KMP) d														1932				
Sunbury (SUU) d														1934				
Upper Halliford (UPH) d														1936				
Shepperton (SHP) a														1939				
Berrylands (BRS) d		1821								1851						1921		
Surbiton (SUR)  d		1825		1832g	1829a	1835				1855		1900a	1905			1925		1932g
Thames Ditton (THD) d		1830								1900						1930		
Hampton Court (HMC) a		1833								1903						1933		
Hinchley Wood (HYW) d				1836														1936
Claygate (CLG) d				1839														1939
Oxshott (OXS) d				1842														1942
Cobham & Stoke D'abernon (CSD) d				1846														1946
Bookham (BKA) d											1922							
Effingham Junction (EFF)  d				1850							1926							1950
Horsley (HSY) d				1853							1928							1953
Clandon (CLA) d				1858							1933							1958
London Road (Guildford) (LRD) d				1903							1938							2003
Guildford (GLD) a				1907		1914					1942		1946					2007

NOTES (see introductory pages for explanation of train operator codes and standard symbols)

- a Arrival time
- d Departure time
- g Arrives 3 minutes earlier

- A To London Waterloo via Richmond, see table 160
- B To London Waterloo via Hounslow, see table 160
- E To Basingstoke/Alton, see table 152

London to Wimbledon, Kingston, Shepperton, Surbiton, Hampton Court, Guildford, Chessington, Epsom and Dorking

Sundays

Operator	SW	SW	SW	SW	SW	SW	SW	SW	SW	SW	SW	SW	SW	SW	SW	SW	SW	SW	
Train ID	2L61	2F57	2R55	2K57	2M57	2J57	2D59	2L63	2F59	2H59	2J59	1D61	2G61	2L65	2F61	2R59	2K61	2M61	
Days of operation/Notes 1st Class/Reservations/Bus/Ferry	E		B	A				E						E		B	A		
London Waterloo (WAT)	15 d	1907	1910		1918	1921	1927	1932	1937	1940	1948	1957	2002	2006	2007	2010		2018	2021
Vauxhall (VXH)	d		1914		1922	1925	1931	1936		1944	1952	2001	2006	2010		2014		2022	2025
Clapham Junction (CLJ)	10 d	1916	1919		1927	1930	1936	1941	1946	1949	1957	2006	2011	2015	2016	2019		2027	2030
Earlsfield (EAD)	d		1922		1930	1933	1939	1944		1952	2000	2009	2014	2018		2022		2030	2033
Wimbledon (WIM)	6 d	1922	1926		1934	1937	1943	1948	1953	1956	2004	2013	2018	2022	2022	2026		2034	2037
Raynes Park (RAY)	6 d				1937	1940	1946	1952			2007	2016	2021					2037	2040
Motspur Park (MOT)	d					1943		1955					2024						2043
Malden Manor (MAL)	d					1947													2047
Tolworth (TOL)	d					1949													2049
Chessington North (CSN)	d					1952													2052
Chessington South (CSS)	a					1955													2055
Worcester Park (WCP)	d							1958					2027						
Stoneleigh (SNL)	d							2001					2030						
Ewell West (EWW)	d							2003					2032						
Epsom (EPS)	3 a							2008					2038						
Epsom (EPS)	3 d							2008					2038						
Ashstead (AHD)	d							2012					2042						
Leatherhead (LHD)	d							2016					2046						
Box Hill & Westhumble (BXW)	d												2051						
Dorking (DKG)	4 a												2054						
New Malden (NEM)	6 d				1940		1949				2010	2019						2040	
Norbiton (NBT)	d				1943						2013							2043	
Kingston (KNG)	a				1946						2016							2046	
Kingston (KNG)	d			1935	1949						2016						2035	2049	
Hampton Wick (HMW)	d			1937	1951						2018						2037	2051	
Teddington (TED)	a			1940	1955						2021						2040	2055	
Strawberry Hill (STW)	a			1943	1958												2043	2058	
Twickenham (TWI)	a			1947	2002												2047	2102	
St Margarets (SMG)	a				2005													2105	
Richmond (RMD)	6 a				2008													2108	
Fulwell (FLW)	d										2025								
Hampton (HMP)	d										2029								
Kempton Park (KMP)	d										2032								
Sunbury (SUU)	d										2034								
Upper Halliford (UPH)	d										2036								
Shepperton (SHP)	a										2039								
Berrylands (BRS)	d						1951					2021							
Surbiton (SUR)	6 d	1929a	1935				1955		2000a	2005		2025		2032g	2029a	2035			
Thames Ditton (THD)	d						2000					2030							
Hampton Court (HMC)	a						2003					2033							
Hinchley Wood (HYW)	d												2036						
Claygate (CLG)	d												2039						
Oxshott (OXS)	d												2042						
Cobham & Stoke D'abernon (CSD)	d												2046						
Bookham (BKA)	d							2022											
Effingham Junction (EFF)	6 d							2026					2050						
Horsley (HSY)	d							2028					2053						
Clandon (CLA)	d							2033					2058						
London Road (Guildford) (LRD)	d							2038					2103						
Guildford (GLD)	a		2014					2042		2046			2107			2115			

NOTES (see introductory pages for explanation of train operator codes and standard symbols)

- a Arrival time
- d Departure time
- g Arrives 3 minutes earlier

- A To London Waterloo via Richmond, see table 160
- B To London Waterloo via Hounslow, see table 160
- E To Basingstoke/Alton, see table 152

London to Wimbledon, Kingston, Shepperton, Surbiton, Hampton Court, Guildford, Chessington, Epsom and Dorking

Sundays

Operator	SW	SW	SW	SW	SW	SW	SW	SW	SW	SW	SW	SW	SW	SW	SW	SW	SW	SW	
Train ID	2J61	2D63	2L67	2F63	2H63	2J63	1D65	2G65	2L69	2F65	2R63	2K65	2M65	2D67	2L71	2F67	2H67	2J67	
Days of operation/Notes 1st Class/Reservations/Bus/Ferry			E I						E I		B	A		E I					
London Waterloo (WAT)	15 d	2027	2032	2037	2040	2048	2057	2102	2106	2107	2110		2118	2121	2132	2137	2140	2148	2157
Vauxhall (VXH)	15 d	2031	2036		2044	2052	2101	2106	2110		2114		2122	2125	2136		2144	2152	2201
Clapham Junction (CLJ)	10 d	2036	2041	2046	2049	2057	2106	2111	2115	2116	2119		2127	2130	2141	2146	2149	2157	2206
Earlsfield (EAD)	d	2039	2044		2052	2100	2109	2114	2118		2122		2130	2133	2144		2152	2200	2209
Wimbledon (WIM)	6 d	2043	2048	2053	2056	2104	2113	2118	2122	2122	2126		2134	2137	2148	2153	2156	2204	2213
Raynes Park (RAY)	6 d	2046	2052			2107	2116	2121					2137	2140	2152			2207	2216
Motspur Park (MOT)	d		2055					2124						2143	2155				
Malden Manor (MAL)	d													2147					
Tolworth (TOL)	d													2149					
Chessington North (CSN)	d													2152					
Chessington South (CSS)	a													2155					
Worcester Park (WCP)	d		2058					2127							2158				
Stoneleigh (SNL)	d		2101					2130							2201				
Ewell West (EWW)	d		2103					2132							2203				
Epsom (EPS)	3 a		2108					2138							2208				
Epsom (EPS)	3 d		2108					2138							2208				
Ashstead (AHD)	d		2112					2142							2212				
Leatherhead (LHD)	d		2116					2146							2216				
Box Hill & Westhumble (BXW)	d							2151											
Dorking (DKG)	4 a							2154											
New Malden (NEM)	6 d	2049				2110	2119							2140				2210	2219
Norbiton (NBT)	d					2113								2143				2213	
Kingston (KNG)	a					2116								2146				2216	
Kingston (KNG)	d					2116						2135	2149					2216	
Hampton Wick (HMW)	d					2118						2137	2151					2218	
Teddington (TED)	a					2121						2140	2155					2221	
Strawberry Hill (STW)	a											2143	2158						
Twickenham (TWI)	a											2147	2202						
St Margarets (SMG)	a												2205						
Richmond (RMD)	a												2208						
Fulwell (FLW)	d					2125												2225	
Hampton (HMP)	d					2129												2229	
Kempton Park (KMP)	d					2132												2232	
Sunbury (SUU)	d					2134												2234	
Upper Halliford (UPH)	d					2136												2236	
Shepperton (SHP)	a					2139												2239	
Berrylands (BRS)	d	2051					2121												2221
Surbiton (SUR)	6 d	2055		2100a	2105		2125		2132g	2129a	2135					2200a	2205		2225
Thames Ditton (THD)	d	2100					2130												2230
Hampton Court (HMC)	a	2103					2133												2233
Hinchley Wood (HYW)	d								2136										
Claygate (CLG)	d								2139										
Oxshott (OXS)	d								2142										
Cobham & Stoke D'abernon (CSD)	d								2146										
Bookham (BKA)	d		2122												2222				
Effingham Junction (EFF)	6 d		2126						2150						2226				
Horsley (HSY)	d		2128						2153						2228				
Clandon (CLA)	d		2133						2158						2233				
London Road (Guildford) (LRD)	d		2138						2203						2238				
Guildford (GLD)	a		2142		2146				2207		2214				2243		2246		

NOTES (see introductory pages for explanation of train operator codes and standard symbols)

- a Arrival time
- d Departure time
- g Arrives 3 minutes earlier

- A To London Waterloo via Richmond, see table 160
- B To London Waterloo via Hounslow, see table 160
- E To Basingstoke/Alton, see table 152

London to Wimbledon, Kingston, Shepperton, Surbiton, Hampton Court, Guildford, Chessington, Epsom and Dorking

Sundays

Operator	SW	SW	SW	SW	SW	SW	SW	SW	SW	SW	SW	SW	SW	SW	SW	SW	SW	SW
Train ID	1D69	2G69	2L73	2F69	2R67	2K69	2M69	2D71	2L75	2F71	2H71	2M71	2J71	2D73	2G73	2L77	2F73	2R71
Days of operation/Notes 1st Class/Reservations/Bus/Ferry			E I		B	A			E I							E I		
London Waterloo (WAT)	15 d	2202	2206	2207	2210		2218	2221	2232	2237	2240	2248	2251	2257	2302	2306	2307	2310
Vauxhall (VXH)	15 d	2206	2210		2214		2222	2225	2236		2244	2252	2255	2301	2306	2310		2314
Clapham Junction (CLJ)	10 d	2211	2215	2216	2219		2227	2230	2241	2246	2249	2257	2300	2306	2311	2315	2316	2319
Earlsfield (EAD)	d	2214	2219		2222		2230	2233	2244		2252	2300	2303	2309	2314	2318		2322
Wimbledon (WIM)	6 d	2218	2223	2222	2226		2234	2237	2248	2253	2256	2304	2307	2313	2318	2322	2322	2326
Raynes Park (RAY)	6 d	2221					2237	2240	2252			2307	2310	2316	2321			
Motspur Park (MOT)	d	2224						2243	2255				2313		2324			
Malden Manor (MAL)	d							2247					2317					
Tolworth (TOL)	d							2249					2319					
Chessington North (CSN)	d							2252					2322					
Chessington South (CSS)	a							2255					2325					
Worcester Park (WCP)	d	2227							2258						2327			
Stoneleigh (SNL)	d	2230							2301						2330			
Ewell West (EWW)	d	2232							2303						2332			
Epsom (EPS)	3 a	2238							2308						2337			
Epsom (EPS)	3 d	2238							2308									
Ashtead (AHD)	d	2242							2312									
Leatherhead (LHD)	d	2246							2316									
Box Hill & Westhumble (BXW)	d	2251																
Dorking (DKG)	4 a	2254																
New Malden (NEM)	6 d						2240					2310		2319				
Norbiton (NBT)	d						2243					2313						
Kingston (KNG)	a						2246					2316						
Kingston (KNG)	d				2235	2249						2316						2335
Hampton Wick (HMW)	d				2237	2251						2318						2337
Teddington (TED)	a				2240	2255						2321						2340
Strawberry Hill (STW)	a				2243	2258												2343
Twickenham (TWI)	a				2247	2302												2346
St Margarets (SMG)	a					2305												
Richmond (RMD)	6 a					2308												
Fulwell (FLW)	d											2325						
Hampton (HMP)	d											2329						
Kempton Park (KMP)	d											2332						
Sunbury (SUU)	d											2334						
Upper Halliford (UPH)	d											2336						
Shepperton (SHP)	a											2339						
Berrylands (BRS)	d													2321				
Surbiton (SUR)	6 d		2232	2229a	2235					2300a	2305			2325		2332g	2329a	2335
Thames Ditton (THD)	d													2330				
Hampton Court (HMC)	a													2333				
Hinchley Wood (HYW)	d		2236													2336		
Claygate (CLG)	d		2239													2339		
Oxshott (OXS)	d		2242													2342		
Cobham & Stoke D'abernon (CSD)	d		2246													2346		
Bookham (BKA)	d								2322									
Effingham Junction (EFF)	6 d		2250						2326							2350		
Horsley (HSY)	d		2253						2328							2353		
Clandon (CLA)	d		2258						2333							2358		
London Road (Guildford) (LRD)	d		2303						2338							0003		
Guildford (GLD)	a		2307		2313				2342		2346					0007		0016

NOTES (see introductory pages for explanation of train operator codes and standard symbols)

- a Arrival time
- d Departure time
- g Arrives 3 minutes earlier

- A To London Waterloo via Richmond, see table 160
- B To London Waterloo via Hounslow, see table 160
- E To Basingstoke/Alton, see table 152

London to Wimbledon, Kingston, Shepperton, Surbiton, Hampton Court, Guildford, Chessington, Epsom and Dorking

Sundays

Operator	SW	SW	SW	SW	SW	
Train ID	2K73	2D75	2A79	2G77	2K77	
Days of operation/Notes			F	MM	MM	
1st Class/Reservations/Bus/Ferry			□			
London Waterloo (WAT)	15 d	2318	2332	2340	0001	0012
Vauxhall (VXH)	15 d	2322	2336	2344	0004	0016
Clapham Junction (CLJ)	10 d	2327	2341	2349	0009	0021
Earlsfield (EAD)	10 d	2330	2344	2352	0012	
Wimbledon (WIM)	6 d	2334	2348	2356	0016	0027
Raynes Park (RAY)	6 d	2337	2352		0019	0030
Motspur Park (MOT)	d		2355			
Malden Manor (MAL)	d					
Tolworth (TOL)	d					
Chessington North (CSN)	d					
Chessington South (CSS)	a					
Worcester Park (WCP)	d		2358			
Stoneleigh (SNL)	d		0001			
Ewell West (EWW)	d		0003			
Epsom (EPS)	3 a		0007			
Epsom (EPS)	3 d					
Ashstead (AHD)	d					
Leatherhead (LHD)	d					
Box Hill & Westhumble (BXW)	d					
Dorking (DKG)	4 a					
New Malden (NEM)	6 d	2340			0022	0032
Norbiton (NBT)	d	2343				0036
Kingston (KNG)	a	2346				0038
Kingston (KNG)	d	2347				0039
Hampton Wick (HMW)	d	2349				0041s
Teddington (TED)	a	2351				0043s
Strawberry Hill (STW)	a	2354				0046
Twickenham (TWI)	a					
St Margarets (SMG)	a					
Richmond (RMD)	15 a					
Fulwell (FLW)	d					
Hampton (HMP)	d					
Kempton Park (KMP)	d					
Sunbury (SUU)	d					
Upper Halliford (UPH)	d					
Shepperton (SHP)	a					
Berrylands (BRS)	d				0025	
Surbiton (SUR)	6 d			0004a	0032g	
Thames Ditton (THD)	d					
Hampton Court (HMC)	a					
Hinchley Wood (HYW)	d				0037	
Claygate (CLG)	d				0039	
Oxshott (OXS)	d				0043	
Cobham & Stoke D'abernon (CSD)	d				0046	
Bookham (BKA)	d					
Effingham Junction (EFF)	6 d				0051	
Horsley (HSY)	d				0053	
Clandon (CLA)	d				0058	
London Road (Guildford) (LRD)	d				0103	
Guildford (GLD)	a				0107	

NOTES (see introductory pages for explanation of train operator codes and standard symbols)

- a Arrival time
 - d Departure time
 - s Stops to set down only
 - g Arrives 3 minutes earlier
- F To Farnham, see table 152
- MM Monday mornings

Dorking, Epsom, Chessington, Guildford, Hampton Court, Surbiton, Shepperton, Kingston and Wimbledon to London

Mondays to Fridays

Operator	SW 2A82	SW 2J78	SW 2073	SW 2F82	SW 2P82	SW 2J98	SW 2F02	SW 2001	SW 2L10	SW 2D06	SW 2H90	SW 2H08	SW 2F06	SW 2J08	SW 2F82	SW 2D08	SW 2G08
Train ID	MO F	MO	MX A	MX	MX G	MX	C		D		B				C		
Days of operation/Notes																	
1st Class/Reservations/Bus/Ferry	1			1	1				1								
Guildford (GLD)	d									0458			0514			0525	0537
London Road (Guildford) (LRD)	d									0502						0529	0541
Clandon (CLA)	d									0507						0534	0546
Horsley (HSY)	d									0511						0538	0550
Effingham Junction (EFF)	6 d									0517						0542	0553
Bookham (BKA)	d									0520						0545	
Cobham & Stoke D'abernon (CSD)	d																0557
Oxshott (OXS)	d																0600
Claygate (CLG)	d																0603
Hinchley Wood (HYW)	d																0606
Hampton Court (HMC)	d														0554		
Thames Ditton (THD)	d						0002								0556		
Surbiton (SUR)	6 d			0001	0008	0012	0456		0540				0556	0602	0604		0611
Berrylands (BRS)	d					0014								0604			
Shepperton (SHP)	d										0523						
Upper Halliford (UPH)	d										0526						
Sunbury (SUU)	d										0528						
Kempton Park (KMP)	d																
Hampton (HMP)	d										0533						
Fulwell (FLW)	d										0536						
Richmond (RMD)	d										0549						
St Margarets (SMG)	d										0545e						
Twickenham (TWI)	d							0452			0543e						
Strawberry Hill (STW)	d							0456			0539e						
Teddington (TED)	d							0459				0543					
Hampton Wick (HMW)	d							0502				0545					
Kingston (KNG)	a							0504				0547					
Kingston (KNG)	d							0504				0548					
Norbiton (NBT)	d							0506				0550					
New Malden (NEM)	6 d					0017		0510				0554		0607			
Dorking (DKG)	4 d																
Box Hill & Westhumble (BXW)	d																
Leatherhead (LHD)	d									0525						0550	
Ashted (AHD)	d									0528						0554	
Epsom (EPS)	3 a									0533						0558	
Epsom (EPS)	3 d									0533						0604	
Ewell West (EWW)	d									0537						0607	
Stoneleigh (SNL)	d									0539						0610	
Worcester Park (WCP)	d									0542						0613	
Chessington South (CSS)	d																
Chessington North (CSN)	d																
Tolworth (TOL)	d																
Malden Manor (MAL)	d																
Motspur Park (MOT)	d									0545						0616	
Raynes Park (RAY)	6 d		0001			0020		0513		0549		0557		0610		0619	
Wimbledon (WIM)	6 d		0005a	0008	0014	0017	0023a	0504	0517	0549	0553	0601	0609	0614		0623	0620
Earlsfield (EAD)	d			0011					0521		0558		0605	0612	0617		0624
Clapham Junction (CLJ)	10 d	0002		0015	0020	0024		0511	0525	0601	0602	0605	0609	0616	0621		0628
Vauxhall (VXH)	d			0023	0028				0530	0607	0607	0612	0614	0621	0626		0633
London Waterloo (WAT)	15 a	0011		0027	0033	0034		0519	0535	0611	0613	0616	0620	0626	0631	0640	0637

NOTES (see introductory pages for explanation of train operator codes and standard symbols)

- a Arrival time
- d Departure time
- e Calls at these stations before Richmond
- A From London Waterloo via Richmond, see table 160
- B Via Richmond, see table 160
- C From Woking, see table 152
- D From Basingstoke, see table 152
- F From Alton, see table 152
- G From Portsmouth Harbour, see table 155

MO Mondays only
 MX Not Mondays

Dorking, Epsom, Chessington, Guildford, Hampton Court, Surbiton, Shepperton, Kingston and Wimbledon to London

Mondays to Fridays

Operator	SW 2003	SW 2F08	SW 2D90	SW 2J10	SW 1A12	SW 2L14	SW 2H10	SW 2M10	SW 2D10	SW 2G10	SW 2005	SW 2F10	SW 1D10	SW 2J12	SW 2F84	SW 2H12	SW 2G12
Train ID	A	C			F	D					A	C			C		
Days of operation/Notes																	
1st Class/Reservations/Bus/Ferry																	
Guildford (GLD)	d								0558	0604							0634
London Road (Guildford) (LRD)	d								0602	0608							0638
Clandon (CLA)	d								0607	0613							0643
Horsley (HSY)	d								0611	0617							0647
Effingham Junction (EFF)	6 d								0616	0621							0651
Bookham (BKA)	d								0619								
Cobham & Stoke D'abernon (CSD)	d									0625							0654
Oxshott (OXS)	d									0628							0658
Claygate (CLG)	d									0631							0701
Hinchley Wood (HYW)	d									0634							0704
Hampton Court (HMC)	d			0623										0653			
Thames Ditton (THD)	d			0625										0655			
Surbiton (SUR)	6 d		0628	0631	0636	0640				0641		0657		0701	0707		0711
Berrylands (BRS)	d			0634										0703			
Shepperton (SHP)	d							0611									0641
Upper Halliford (UPH)	d							0614									0644
Sunbury (SUU)	d							0616									0646
Kempton Park (KMP)	d																
Hampton (HMP)	d							0620									0650
Fulwell (FLW)	d							0623									0653
Richmond (RMD)	⊖ d	0558										0628					
St Margarets (SMG)	d	0601										0631					
Twickenham (TWI)	d	0603										0633					
Strawberry Hill (STW)	d	0607										0637					
Teddington (TED)	d	0611					0628					0641				0658	
Hampton Wick (HMW)	d	0614					0630					0644				0700	
Kingston (KNG)	a	0616					0632					0646				0702	
Kingston (KNG)	d	0618						0633				0648				0703	
Norbiton (NBT)	d	0620						0635				0650				0705	
New Malden (NEM)	6 d	0625		0637				0640				0655		0707		0710	
Dorking (DKG)	4 d													0630			
Box Hill & Westhumble (BXW)	d													0632			
Leatherhead (LHD)	d								0624					0638			
Ashted (AHD)	d								0627					0642			
Epsom (EPS)	3 a								0632					0646			
Epsom (EPS)	3 d			0618					0637					0647			
Ewell West (EWW)	d			0621					0640					0651			
Stoneleigh (SNL)	d			0624					0643					0653			
Worcester Park (WCP)	d			0628					0646					0657			
Chessington South (CSS)	d							0634									
Chessington North (CSN)	d							0636									
Tolworth (TOL)	d							0639									
Malden Manor (MAL)	d							0641									
Motspur Park (MOT)	d			0631				0646	0650					0700			
Raynes Park (RAY)	6 d	0628	0635	0639	0644		0647	0643	0650	0654	0658	0702	0705	0704	0709	0712	
Wimbledon (WIM)	⊖ 6 d	0632	0635	0639	0644		0647	0647	0654	0658	0650	0702	0708	0708	0714	0717	0720
Earlsfield (EAD)	d	0636	0639	0642	0648			0651	0658	0702	0654	0706	0709	0712	0718	0721	0724
Clapham Junction (CLJ)	10 d	0640	0643	0646	0652	0649	0653	0655	0702	0706	0658	0710	0713	0716	0722	0725	0728
Vauxhall (VXH)	⊖ d	0645	0648	0651	0657			0700	0707	0711	0703	0715	0718	0721	0727	0730	0733
London Waterloo (WAT)	⊖ 15 a	0649	0652	0656	0703	0657	0704	0706	0713	0718	0709	0721	0724	0728	0733	0736	0739

NOTES (see introductory pages for explanation of train operator codes and standard symbols)

- a Arrival time
d Departure time

- A From London Waterloo via Richmond, see table 160
C From Woking, see table 152
D From Basingstoke, see table 152
F From Alton, see table 152

Dorking, Epsom, Chessington, Guildford, Hampton Court, Surbiton, Shepperton, Kingston and Wimbledon to London

Mondays to Fridays

Operator	SW	SW	SW	SW	SW	SW	SW	SW	SW	SW	SW	SW	SW	SW	SW	SW	SW
Train ID	2M12	2F86	2O07	1D12	2J14	2H92	2H14	2G14	2M14	2D14	2O09	2F90	1D14	2H94	2J16	2H16	2G16
Days of operation/Notes 1st Class/Reservations/Bus/Ferry		C Π	A			B					A	C Π		B			
Guildford (GLD)	d							0704		0657							0734
London Road (Guildford) (LRD)	d							0708		0701							0738
Clandon (CLA)	d							0713		0706							0743
Horsley (HSY)	d							0717		0710							0747
Effingham Junction (EFF)	6 d							0721		0715							0751
Bookham (BKA)	d									0718							
Cobham & Stoke D'abernon (CSD)	d							0724									0754
Oxshott (OXS)	d							0728									0758
Claygate (CLG)	d							0731									0801
Hinchley Wood (HYW)	d							0734									0804
Hampton Court (HMC)	d					0723										0753	
Thames Ditton (THD)	d					0725										0755	
Surbiton (SUR)	6 d		0727			0731		0741				0757				0801	0811
Berrylands (BRS)	d					0733										0803	
Shepperton (SHP)	d						0700	0711						0730		0741	
Upper Halliford (UPH)	d						0703	0714						0733		0744	
Sunbury (SUU)	d						0705	0716						0735		0746	
Kempton Park (KMP)	d																
Hampton (HMP)	d						0709	0720						0739		0750	
Fulwell (FLW)	d						0712	0723						0742		0753	
Richmond (RMD)	⊖ d		0658				0734					0728		0804			
St Margarets (SMG)	d		0701				0730e					0731		0800e			
Twickenham (TWI)	d		0703				0728e					0733		0757e			
Strawberry Hill (STW)	d		0707				0718e					0737		0745e			
Teddington (TED)	d		0711					0728				0741				0758	
Hampton Wick (HMW)	d		0714					0730				0743				0800	
Kingston (KNG)	a		0716					0732				0745				0802	
Kingston (KNG)	d		0718					0733				0748				0803	
Norbiton (NBT)	d		0720					0735				0750				0805	
New Malden (NEM)	6 d		0725		0737			0740	0745			0755			0807	0810	0815
Dorking (DKG)	4 d			0701										0730			
Box Hill & Westhumble (BXW)	d			0704										0733			
Leatherhead (LHD)	d			0709						0728				0738			
Ashted (AHD)	d			0712						0732				0741			
Epsom (EPS)	3 a			0717						0736				0746			
Epsom (EPS)	3 d			0717						0737				0746			
Ewell West (EWW)	d			0721						0740				0750			
Stoneleigh (SNL)	d			0724						0743				0753			
Worcester Park (WCP)	d			0728						0746				0757			
Chessington South (CSS)	d	0704								0734							
Chessington North (CSN)	d	0706								0736							
Tolworth (TOL)	d	0709								0739							
Malden Manor (MAL)	d	0711								0741							
Motspur Park (MOT)	d	0716			0731					0746	0750			0800			
Raynes Park (RAY)	6 d	0720		0728	0735	0740		0743		0750	0754	0758		0804		0810	0813
Wimbledon (WIM)	⊖ 6 d	0724		0732	0739	0744		0747	0750	0754	0758	0802		0808		0814	0817
Earlsfield (EAD)	d	0728		0736	0743	0748		0751	0754	0758	0802	0806		0812		0818	0821
Clapham Junction (CLJ)	10 d	0732		0740	0747	0752	0750	0755	0758	0802	0806	0810		0816	0820	0822	0825
Vauxhall (VXH)	⊖ d	0737		0745	0752	0757	0758	0800	0803	0807	0811	0815		0821	0826	0827	0830
London Waterloo (WAT)	⊖ 16 a	0743	0745	0751	0758	0803	0804	0806	0810	0813	0818	0821	0821	0827	0834	0834	0836

NOTES (see introductory pages for explanation of train operator codes and standard symbols)

- a Arrival time
- d Departure time
- e Calls at these stations before Richmond

- A From London Waterloo via Richmond, see table 160
- B Via Richmond, see table 160
- C From Woking, see table 152

Dorking, Epsom, Chessington, Guildford, Hampton Court, Surbiton, Shepperton, Kingston and Wimbledon to London

Mondays to Fridays

Operator	SW 2F92 C	SW 2M16	SW 2F94 C	SW 1D16	SW 2H96 B	SW 2O11 A	SW 2D18	SW 2J18	SW 2H18	SW 2G18	SW 2F96 C	SW 2M18	SW 2O13 A	SW 2F18	SW 1D18	SW 2J20	SW 2H20
Train ID	Days of operation/Notes																
1st Class/Reservations/Bus/Ferry																	
Guildford (GLD)	d						0742			0804				0822			
London Road (Guildford) (LRD)	d						0746			0808							
Clandon (CLA)	d						0751			0813							
Horsley (HSY)	d						0755			0817							
Effingham Junction (EFF)	6 d						0759			0821							
Bookham (BKA)	d						0803										
Cobham & Stoke D'abernon (CSD)	d									0824							
Oxshott (OXS)	d									0828							
Claygate (CLG)	d									0831							
Hinchley Wood (HYW)	d									0834							
Hampton Court (HMC)	d							0823								0853	
Thames Ditton (THD)	d							0825								0855	
Surbiton (SUR)	6 d	0818		0828				0831		0841	0848			0857		0901	
Berrylands (BRS)	d							0834								0903	
Shepperton (SHP)	d				0800				0811								0841
Upper Halliford (UPH)	d				0803				0814								0844
Sunbury (SUU)	d				0805				0816								0846
Kempton Park (KMP)	d																
Hampton (HMP)	d				0809				0820								0850
Fulwell (FLW)	d				0812				0823								0853
Richmond (RMD)	e d				0824	0758							0828				
St Margarets (SMG)	d					0801							0831				
Twickenham (TWI)	d				0820e	0803							0833				
Strawberry Hill (STW)	d				0815e	0807							0837				
Teddington (TED)	d					0811			0828				0841				0858
Hampton Wick (HMW)	d					0814			0830				0844				0900
Kingston (KNG)	a					0816			0832				0846				0902
Kingston (KNG)	d					0818			0833				0848				0903
Norbiton (NBT)	d					0820			0835				0850				0905
New Malden (NEM)	6 d					0825		0837	0840				0855		0906		0910
Dorking (DKG)	4 d			0748											0831		
Box Hill & Westhumble (BXW)	d			0751											0834		
Leatherhead (LHD)	d			0756			0808								0839		
Ashted (AHD)	d			0800			0811								0843		
Epsom (EPS)	3 a			0805			0816								0847		
Epsom (EPS)	3 d			0807			0816								0848		
Ewell West (EWW)	d			0810			0820								0851		
Stoneleigh (SNL)	d			0813			0823								0854		
Worcester Park (WCP)	d			0816			0827								0857		
Chessington South (CSS)	d	0804										0834					
Chessington North (CSN)	d	0806										0836					
Tolworth (TOL)	d	0809										0839					
Malden Manor (MAL)	d	0811										0841					
Motspur Park (MOT)	d	0816		0820			0830					0846			0900		
Raynes Park (RAY)	6 d	0820		0824		0828	0834	0840	0843			0850	0858		0904	0910	0913
Wimbledon (WIM)	e 6 d	0824		0828		0832	0838	0844	0847	0850		0854	0902	0905	0908	0914	0917
Earlsfield (EAD)	d	0828		0832		0836	0842	0848	0851	0854		0858	0906	0909	0912	0918	0921
Clapham Junction (CLJ)	10 d	0832		0836	0833	0840	0846	0852	0855	0858		0902	0910	0913	0916	0922	0925
Vauxhall (VXH)	e d	0837		0841	0838	0845	0851	0857	0900	0903		0907	0915	0918	0921	0927	0930
London Waterloo (WAT)	e 15 a	0836	0843	0846	0848	0845	0851	0857	0903	0906	0910	0906	0913	0921	0924	0927	0933

NOTES (see introductory pages for explanation of train operator codes and standard symbols)

- a Arrival time
- d Departure time
- e Calls at these stations before Richmond

- A From London Waterloo via Richmond, see table 160
- B Via Richmond, see table 160
- C From Woking, see table 152

Dorking, Epsom, Chessington, Guildford, Hampton Court, Surbiton, Shepperton, Kingston and Wimbledon to London

Mondays to Fridays

Operator	SW 2G20	SW 2B24 E \square	SW 2M20	SW 2O15 A	SW 2D22	SW 2F20	SW 2J22	SW 1A24 F \square	SW 2H22	SW 2G22	SW 2L26 D \square	SW 2M22	SW 2O17 A	SW 2F22 C	SW 1D22	SW 2J24	SW 1A26 F \square	
Train ID																		
Days of operation/Notes																		
1st Class/Reservations/Bus/Ferry																		
Guildford (GLD)	d	0834			0842	0846				0904								
London Road (Guildford) (LRD)	d	0838			0846					0908								
Clandon (CLA)	d	0843			0851					0913								
Horsley (HSY)	d	0847			0855					0918								
Effingham Junction (EFF)	\square d	0851			0859					0922								
Bookham (BKA)	d				0903													
Cobham & Stoke D'abernon (CSD)	d	0854								0926								
Oxshott (OXS)	d	0858								0930								
Claygate (CLG)	d	0901								0933								
Hinchley Wood (HYW)	d	0904								0936								
Hampton Court (HMC)	d						0923									0954		
Thames Ditton (THD)	d						0925									0956		
Surbiton (SUR)	\square d	0911	0917			0927	0931	0938		0942	0946			0957		1002	1008	
Berrylands (BRS)	d						0933									1004		
Shepperton (SHP)	d								0911									
Upper Halliford (UPH)	d								0914									
Sunbury (SUU)	d								0916									
Kempton Park (KMP)	d								0918									
Hampton (HMP)	d								0921									
Fulwell (FLW)	d								0924									
Richmond (RMD)	\ominus d			0858									0928					
St Margarets (SMG)	d			0901									0931					
Twickenham (TWI)	d			0903									0933					
Strawberry Hill (STW)	d			0907									0937					
Teddington (TED)	d			0911					0929				0941					
Hampton Wick (HMW)	d			0914					0931				0944					
Kingston (KNG)	a			0916					0933				0946					
Kingston (KNG)	d			0918					0934				0948					
Norbiton (NBT)	d			0920					0936				0950					
New Malden (NEM)	\square d			0925			0936		0940				0955			1007		
Dorking (DKG)	\square d														0932			
Box Hill & Westhumble (BXW)	d														0935			
Leatherhead (LHD)	d				0909										0940			
Ashted (AHD)	d				0912										0943			
Epsom (EPS)	\square a				0917										0948			
Epsom (EPS)	\square d				0917										0949			
Ewell West (EWW)	d				0921										0952			
Stoneleigh (SNL)	d				0923										0955			
Worcester Park (WCP)	d				0927										0958			
Chessington South (CSS)	d			0904								0934						
Chessington North (CSN)	d			0906								0936						
Tolworth (TOL)	d			0909								0939						
Malden Manor (MAL)	d			0911								0941						
Motspur Park (MOT)	d			0915		0930						0945			1000			
Raynes Park (RAY)	\square d			0919	0928	0934	0940		0943			0949	0958		1004	1010		
Wimbledon (WIM)	\ominus \square d	0920		0923	0932	0938	0935	0944	0947	0950		0953	1002	1005	1008	1014		
Earlsfield (EAD)	d	0924		0927	0936	0942	0939	0947		0950	0954		0957	1005	1008	1012	1017	
Clapham Junction (CLJ)	\square d	0928		0931	0940	0946	0943	0951	0950	0954	0958		1001	1009	1012	1016	1021	
Vauxhall (VXH)	\ominus d	0933		0936	0945	0951	0948	0956		0959	1003		1006	1014	1017	1021	1026	
London Waterloo (WAT)	\ominus \square a	0939	0938	0942	0951	0957	0954	1001	1000	1004	1007	1004	1012	1019	1022	1025	1031	1027

NOTES (see introductory pages for explanation of train operator codes and standard symbols)

- a Arrival time
d Departure time

- A From London Waterloo via Richmond, see table 160
C From Woking, see table 152
D From Basingstoke, see table 152
E From Southampton Central, see table 154
F From Alton, see table 152

Dorking, Epsom, Chessington, Guildford, Hampton Court, Surbiton, Shepperton, Kingston and Wimbledon to London

Mondays to Fridays

Operator	SW	SW	SW	SW	SW	SW	SW	SW	SW	SW	SW	SW	SW	SW	SW	SW	SW
Train ID	2H24	2G24	2L28	2M24	2O19	2F24	2D24	2J26	1A28	2H26	2G26	2L30	2M26	2O21	2F26	1D26	2J28
Days of operation/Notes 1st Class/Reservations/Bus/Ferry			D D		A	C			F F			D D		A	C		
Guildford (GLD)	d	0934					0945				1004						
London Road (Guildford) (LRD)	d	0938					0949				1008						
Clandon (CLA)	d	0943					0954				1013						
Horsley (HSY)	d	0948					0958				1018						
Effingham Junction (EFF)	6 d	0952					1002				1022						
Bookham (BKA)	d						1005										
Cobham & Stoke D'abernon (CSD)	d	0956									1026						
Oxshott (OXS)	d	1000									1030						
Claygate (CLG)	d	1003									1033						
Hinchley Wood (HYW)	d	1006									1036						
Hampton Court (HMC)	d							1024									1054
Thames Ditton (THD)	d							1026									1056
Surbiton (SUR)	6 d		1011	1016		1027		1032	1038		1041	1046			1057		1102
Berrylands (BRS)	d							1034									1104
Shepperton (SHP)	d	0941								1011							
Upper Halliford (UPH)	d	0944								1014							
Sunbury (SUU)	d	0946								1016							
Kempton Park (KMP)	d	0948								1018							
Hampton (HMP)	d	0951								1021							
Fulwell (FLW)	d	0954								1024							
Richmond (RMD)	⊖ d				0958									1028			
St Margarets (SMG)	d				1001									1031			
Twickenham (TWI)	d				1003									1033			
Strawberry Hill (STW)	d				1007									1037			
Teddington (TED)	d	0959			1011					1029				1041			
Hampton Wick (HMW)	d	1001			1014					1031				1044			
Kingston (KNG)	a	1003			1016					1033				1046			
Kingston (KNG)	d	1004			1018					1034				1048			
Norbiton (NBT)	d	1006			1020					1036				1050			
New Malden (NEM)	6 d	1010			1025			1037		1040				1055			1107
Dorking (DKG)	4 d																1032
Box Hill & Westhumble (BXW)	d																1035
Leatherhead (LHD)	d						1010										1040
Ashted (AHD)	d						1013										1043
Epsom (EPS)	3 a						1018										1048
Epsom (EPS)	3 d						1019										1049
Ewell West (EWW)	d						1022										1052
Stoneleigh (SNL)	d						1025										1055
Worcester Park (WCP)	d						1028										1058
Chessington South (CSS)	d				1004								1034				
Chessington North (CSN)	d				1006								1036				
Tolworth (TOL)	d				1009								1039				
Malden Manor (MAL)	d				1011								1041				
Motspur Park (MOT)	d				1015			1030					1045			1100	
Raynes Park (RAY)	6 d	1013			1019	1028	1034	1040		1043			1049	1058		1104	1110
Wimbledon (WIM)	⊖ 6 d	1017	1020		1023	1032	1035	1038	1044		1047	1050	1053	1102	1105	1108	1114
Earlsfield (EAD)	d		1024		1027	1036	1039	1042	1047			1054		1057	1105	1108	1117
Clapham Junction (CLJ)	10 d	1024	1028		1031	1040	1043	1046	1051	1050	1054	1058	1058	1101	1109	1112	1121
Vauxhall (VXH)	⊖ d	1029	1033		1036	1045	1048	1051	1056		1059	1103		1106	1114	1117	1121
London Waterloo (WAT)	⊖ 15 a	1034	1037	1036	1040	1049	1052	1055	1101	1059	1104	1107	1106	1110	1119	1122	1131

NOTES (see introductory pages for explanation of train operator codes and standard symbols)

- a Arrival time
d Departure time

- A From London Waterloo via Richmond, see table 160
C From Woking, see table 152
D From Basingstoke, see table 152
F From Alton, see table 152

Dorking, Epsom, Chessington, Guildford, Hampton Court, Surbiton, Shepperton, Kingston and Wimbledon to London

Mondays to Fridays

Operator	SW	SW	SW	SW	SW	SW	SW	SW	SW	SW	SW	SW	SW	SW	SW	SW	SW
Train ID	1A30	2H28	2G28	2L32	2M28	2O23	2F28	2D28	2J30	2A32	2H30	2G30	2L34	2M30	2O25	2F30	2D30
Days of operation/Notes	F			D		A	C			F			D		A	C	
1st Class/Reservations/Bus/Ferry	F			D		A	C			F			D		A	C	
Guildford (GLD)	d			1034								1104					
London Road (Guildford) (LRD)	d			1038								1108					
Clandon (CLA)	d			1043								1113					
Horsley (HSY)	d			1048								1118					
Effingham Junction (EFF)	6 d			1052								1122					
Bookham (BKA)	d							1105									
Cobham & Stoke D'abernon (CSD)	d			1056								1126					
Oxshott (OXS)	d			1100								1130					
Claygate (CLG)	d			1103								1133					
Hinchley Wood (HYW)	d			1106								1136					
Hampton Court (HMC)	d								1124								
Thames Ditton (THD)	d								1126								
Surbiton (SUR)	6 d	1108		1111	1116			1127		1132	1138		1141	1146			1157
Berrylands (BRS)	d								1134								
Shepperton (SHP)	d		1041									1111					
Upper Halliford (UPH)	d		1044									1114					
Sunbury (SUU)	d		1046									1116					
Kempton Park (KMP)	d		1048									1118					
Hampton (HMP)	d		1051									1121					
Fulwell (FLW)	d		1054									1124					
Richmond (RMD)	d					1058										1128	
St Margarets (SMG)	d					1101										1131	
Twickenham (TWI)	d					1103										1133	
Strawberry Hill (STW)	d					1107										1137	
Teddington (TED)	d		1059			1111						1129				1141	
Hampton Wick (HMW)	d		1101			1114						1131				1144	
Kingston (KNG)	a		1103			1116						1133				1146	
Kingston (KNG)	d		1104			1118						1134				1148	
Norbiton (NBT)	d		1106			1120						1136				1150	
New Malden (NEM)	6 d		1110			1125			1137			1140				1155	
Dorking (DKG)	4 d																1132
Box Hill & Westhumble (BXW)	d																1135
Leatherhead (LHD)	d							1110									1140
Ashted (AHD)	d							1113									1143
Epsom (EPS)	3 a							1118									1148
Epsom (EPS)	3 d							1119									1149
Ewell West (EWW)	d							1122									1152
Stoneleigh (SNL)	d							1125									1155
Worcester Park (WCP)	d							1128									1158
Chessington South (CSS)	d					1104									1134		
Chessington North (CSN)	d					1106									1136		
Tolworth (TOL)	d					1109									1139		
Malden Manor (MAL)	d					1111									1142		
Motspur Park (MOT)	d					1115			1130						1146		1200
Raynes Park (RAY)	6 d		1113			1119	1128		1134	1140		1143			1150	1158	1204
Wimbledon (WIM)	6 d		1117	1120		1123	1132	1135	1138	1144		1147	1151		1154	1202	1205
Earlsfield (EAD)	d			1124		1127	1135	1138	1142	1147			1154		1158	1205	1208
Clapham Junction (CLJ)	10 d	1121	1124	1128		1131	1139	1142	1146	1151	1150	1154	1158	1158	1202	1209	1212
Vauxhall (VXH)	d		1129	1133		1136	1144	1147	1151	1156		1159	1203		1207	1214	1217
London Waterloo (WAT)	15 a	1129	1134	1137	1136	1140	1149	1152	1155	1201	1158	1204	1208	1211	1219	1222	1225

NOTES (see introductory pages for explanation of train operator codes and standard symbols)

- a Arrival time
d Departure time

- A From London Waterloo via Richmond, see table 160
C From Woking, see table 152
D From Basingstoke, see table 152
F From Alton, see table 152

Dorking, Epsom, Chessington, Guildford, Hampton Court, Surbiton, Shepperton, Kingston and Wimbledon to London

Mondays to Fridays

Operator	SW	SW	SW	SW	SW	SW	SW	SW	SW	SW	SW	SW	SW	SW	SW	SW	SW
Train ID	2J32	1A34	2H32	2G32	2L36	2M32	2O27	2F32	2D32	2J34	1A36	2H34	2G34	2L38	2M34	2O29	2F34
Days of operation/Notes		F			D		A	C			F			D		A	C
1st Class/Reservations/Bus/Ferry																	
Guildford (GLD)	d			1134					1145				1204				
London Road (Guildford) (LRD)	d			1138					1149				1208				
Clandon (CLA)	d			1143					1154				1213				
Horsley (HSY)	d			1148					1158				1218				
Effingham Junction (EFF)	6 d			1152					1202				1222				
Bookham (BKA)	d								1205								
Cobham & Stoke D'abernon (CSD)	d			1156									1226				
Oxshott (OXS)	d			1200									1230				
Claygate (CLG)	d			1203									1233				
Hinchley Wood (HYW)	d			1206									1236				
Hampton Court (HMC)	d	1154									1224						
Thames Ditton (THD)	d	1156									1226						
Surbiton (SUR)	6 d	1202	1208		1211	1216		1227		1232	1238		1241	1246			1257
Berrylands (BRS)	d	1204								1234							
Shepperton (SHP)	d			1141								1211					
Upper Halliford (UPH)	d			1144								1214					
Sunbury (SUU)	d			1146								1216					
Kempton Park (KMP)	d			1148								1218					
Hampton (HMP)	d			1151								1221					
Fulwell (FLW)	d			1154								1224					
Richmond (RMD)	6 d						1200										1230
St Margarets (SMG)	d						1203										1232
Twickenham (TWI)	d						1205										1235
Strawberry Hill (STW)	d						1209										1239
Teddington (TED)	d			1159			1213					1229					1242
Hampton Wick (HMW)	d			1201			1215					1231					1245
Kingston (KNG)	a			1203			1217					1233					1247
Kingston (KNG)	d			1204			1218					1234					1248
Norbiton (NBT)	d			1206			1220					1236					1250
New Malden (NEM)	6 d	1207	1210				1225			1237		1240					1255
Dorking (DKG)	4 d																
Box Hill & Westhumble (BXW)	d																
Leatherhead (LHD)	d								1210								
Ashted (AHD)	d								1213								
Epsom (EPS)	3 a								1218								
Epsom (EPS)	3 d								1219								
Ewell West (EWW)	d								1222								
Stoneleigh (SNL)	d								1225								
Worcester Park (WCP)	d								1228								
Chessington South (CSS)	d					1204										1234	
Chessington North (CSN)	d					1206										1236	
Tolworth (TOL)	d					1209										1239	
Malden Manor (MAL)	d					1211										1241	
Motspur Park (MOT)	d					1215			1230							1245	
Raynes Park (RAY)	6 d	1210		1213			1219	1228	1235	1240		1243			1249	1258	
Wimbledon (WIM)	6 d	1214		1216	1220		1223	1232	1235	1239	1244		1247	1250		1253	1302
Earlsfield (EAD)	d	1217			1224		1227	1235	1239	1243	1247		1254		1257	1305	1308
Clapham Junction (CLJ)	10 d	1221	1220	1224	1228		1231	1239	1243	1247	1251	1250	1254	1258	1258	1301	1309
Vauxhall (VXH)	10 d	1226		1229	1233		1236	1244	1248	1252	1256		1259	1303		1306	1314
London Waterloo (WAT)	15 a	1231	1228	1234	1237	1239	1240	1249	1252	1256	1301	1258	1304	1307	1306	1310	1319

NOTES (see introductory pages for explanation of train operator codes and standard symbols)

- a Arrival time
d Departure time

- A From London Waterloo via Richmond, see table 160
C From Woking, see table 152
D From Basingstoke, see table 152
F From Alton, see table 152

Dorking, Epsom, Chessington, Guildford, Hampton Court, Surbiton, Shepperton, Kingston and Wimbledon to London

Mondays to Fridays

Operator	SW	SW	SW	SW	SW	SW	SW	SW	SW	SW	SW	SW	SW	SW	SW	SW	SW
Train ID	1D34	2J36	1A38	2H36	2G36	2L40	2M36	2O31	2F36	2D36	2J38	1A40	2H38	2G38	2L42	2M38	2O33
Days of operation/Notes			F			D		A	C			F			D		A
1st Class/Reservations/Bus/Ferry																	
Guildford (GLD)	d				1234					1245				1304			
London Road (Guildford) (LRD)	d				1238					1249				1308			
Clandon (CLA)	d				1243					1254				1313			
Horsley (HSY)	d				1248					1258				1318			
Effingham Junction (EFF)	6 d				1252					1302				1322			
Bookham (BKA)	d									1305							
Cobham & Stoke D'abernon (CSD)	d				1256									1326			
Oxshott (OXS)	d				1300									1330			
Claygate (CLG)	d				1303									1333			
Hinchley Wood (HYW)	d				1306									1336			
Hampton Court (HMC)	d		1254								1324						
Thames Ditton (THD)	d		1256								1326						
Surbiton (SUR)	6 d		1302	1308		1311	1316			1327		1332	1338		1341	1346	
Berrylands (BRS)	d		1304									1334					
Shepperton (SHP)	d				1241									1311			
Upper Halliford (UPH)	d				1244									1314			
Sunbury (SUU)	d				1246									1316			
Kempton Park (KMP)	d				1248									1318			
Hampton (HMP)	d				1251									1321			
Fulwell (FLW)	d				1254									1324			
Richmond (RMD)	6 d								1258								1328
St Margarets (SMG)	d								1301								1331
Twickenham (TWI)	d								1303								1333
Strawberry Hill (STW)	d								1307								1337
Teddington (TED)	d				1259				1311				1329				1341
Hampton Wick (HMW)	d				1301				1314				1331				1344
Kingston (KNG)	a				1303				1316				1333				1346
Kingston (KNG)	d				1304				1318				1334				1348
Norbiton (NBT)	d				1306				1320				1336				1350
New Malden (NEM)	6 d		1307		1310				1325			1337	1340				1355
Dorking (DKG)	4 d	1232															
Box Hill & Westhumble (BXW)	d	1235															
Leatherhead (LHD)	d	1240								1310							
Ashted (AHD)	d	1243								1313							
Epsom (EPS)	3 a	1248								1318							
Epsom (EPS)	3 d	1249								1319							
Ewell West (EWW)	d	1252								1322							
Stoneleigh (SNL)	d	1255								1325							
Worcester Park (WCP)	d	1258								1328							
Chessington South (CSS)	d							1304									1334
Chessington North (CSN)	d							1306									1336
Tolworth (TOL)	d							1309									1339
Malden Manor (MAL)	d							1311									1341
Motspur Park (MOT)	d	1300						1315			1330						1345
Raynes Park (RAY)	6 d	1304	1310		1313			1319	1328		1334	1340		1343			1349
Wimbledon (WIM)	6 d	1308	1314		1317	1320		1323	1332	1335	1338	1344		1347	1350		1353
Earlsfield (EAD)	d	1312	1317			1324		1327	1335	1338	1342	1347			1354		1357
Clapham Junction (CLJ)	10 d	1316	1321	1320	1324	1328		1331	1339	1342	1346	1351	1350	1354	1358	1358	1401
Vauxhall (VXH)	10 d	1321	1326		1329	1333		1336	1344	1347	1351	1356		1359	1403		1406
London Waterloo (WAT)	15 a	1325	1331	1328	1334	1337	1339	1340	1349	1352	1355	1401	1359	1404	1407	1409	1410

NOTES (see introductory pages for explanation of train operator codes and standard symbols)

- a Arrival time
d Departure time

- A From London Waterloo via Richmond, see table 160
C From Woking, see table 152
D From Basingstoke, see table 152
F From Alton, see table 152

Dorking, Epsom, Chessington, Guildford, Hampton Court, Surbiton, Shepperton, Kingston and Wimbledon to London

Mondays to Fridays

Operator	SW	SW	SW	SW	SW	SW	SW	SW	SW	SW	SW	SW	SW	SW	SW	SW	SW
Train ID	2F38	1D38	2J40	1A42	2H40	2G40	2L44	2M40	2O35	2F40	2D40	2J42	1A44	2H42	2G42	2L46	2M42
Days of operation/Notes 1st Class/Reservations/Bus/Ferry	C			F			D		A	C			F			D	
Guildford (GLD)	d					1334					1345				1404		
London Road (Guildford) (LRD)	d					1338					1349				1408		
Clandon (CLA)	d					1343					1354				1413		
Horsley (HSY)	d					1348					1358				1418		
Effingham Junction (EFF)	6 d					1352					1402				1422		
Bookham (BKA)	d										1405						
Cobham & Stoke D'abernon (CSD)	d					1356									1426		
Oxshott (OXS)	d					1400									1430		
Claygate (CLG)	d					1403									1433		
Hinchley Wood (HYW)	d					1406									1436		
Hampton Court (HMC)	d			1354								1424					
Thames Ditton (THD)	d			1356								1426					
Surbiton (SUR)	6 d	1357		1402	1408		1411	1416			1427		1432	1438		1441	1446
Berrylands (BRS)	d			1405								1434					
Shepperton (SHP)	d					1341									1411		
Upper Halliford (UPH)	d					1344									1414		
Sunbury (SUU)	d					1346									1416		
Kempton Park (KMP)	d					1348									1418		
Hampton (HMP)	d					1351									1421		
Fulwell (FLW)	d					1354									1424		
Richmond (RMD)	6 d									1358							
St Margarets (SMG)	d									1401							
Twickenham (TWI)	d									1403							
Strawberry Hill (STW)	d									1407							
Teddington (TED)	d					1359				1411				1429			
Hampton Wick (HMW)	d					1401				1414				1431			
Kingston (KNG)	a					1403				1416				1433			
Kingston (KNG)	d					1404				1418				1434			
Norbiton (NBT)	d					1406				1420				1436			
New Malden (NEM)	6 d			1408		1410				1425			1437	1440			
Dorking (DKG)	4 d		1332														
Box Hill & Westhumble (BXW)	d		1335														
Leatherhead (LHD)	d		1340								1410						
Ashted (AHD)	d		1343								1413						
Epsom (EPS)	3 a		1348								1418						
Epsom (EPS)	3 d		1349								1419						
Ewell West (EWW)	d		1352								1422						
Stoneleigh (SNL)	d		1355								1425						
Worcester Park (WCP)	d		1358								1428						
Chessington South (CSS)	d								1404								1434
Chessington North (CSN)	d								1406								1436
Tolworth (TOL)	d								1409								1439
Malden Manor (MAL)	d								1411								1441
Motspur Park (MOT)	d		1400						1415			1430					1445
Raynes Park (RAY)	6 d		1404	1410		1413			1419	1428		1434	1440		1443		1449
Wimbledon (WIM)	6 d	1405	1408	1414		1417	1420		1423	1432	1435	1438	1444		1447		1453
Earlsfield (EAD)	d	1408	1412	1418			1424		1427	1435	1438	1442	1447			1454	1457
Clapham Junction (CLJ)	10 d	1412	1416	1422	1422	1425	1428		1431	1439	1442	1446	1451	1450	1454	1458	1501
Vauxhall (VXH)	10 d	1417	1421	1427		1430	1433		1436	1444	1447	1451	1456		1459	1503	1506
London Waterloo (WAT)	15 a	1422	1425	1431	1430	1434	1437	1436	1440	1449	1452	1455	1501	1459	1504	1507	1510

NOTES (see introductory pages for explanation of train operator codes and standard symbols)

- a Arrival time
d Departure time

- A From London Waterloo via Richmond, see table 160
C From Woking, see table 152
D From Basingstoke, see table 152
F From Alton, see table 152

Dorking, Epsom, Chessington, Guildford, Hampton Court, Surbiton, Shepperton, Kingston and Wimbledon to London

Mondays to Fridays

Operator	SW	SW	SW	SW	SW	SW	SW	SW	SW	SW	SW	SW	SW	SW	SW	SW	SW	
Train ID	2037	2F42	1D42	2J44	1A46	2H44	2G44	2L48	2M44	2O39	2F44	2D44	2J46	1A48	2H46	2G46	2L50	
Days of operation/Notes	A	C			F			D		A	C			F			D	
1st Class/Reservations/Bus/Ferry																		
Guildford (GLD)	d						1434					1445					1504	
London Road (Guildford) (LRD)	d						1438					1449					1508	
Clandon (CLA)	d						1443					1454					1513	
Horsley (HSY)	d						1448					1458					1518	
Effingham Junction (EFF)	6 d						1452					1502					1522	
Bookham (BKA)	d											1505						
Cobham & Stoke D'abernon (CSD)	d						1456										1526	
Oxshott (OXS)	d						1500										1530	
Claygate (CLG)	d						1503										1533	
Hinchley Wood (HYW)	d						1506										1536	
Hampton Court (HMC)	d				1454								1524					
Thames Ditton (THD)	d				1456								1526					
Surbiton (SUR)	6 d		1457		1502	1508		1511	1516			1527		1532	1538		1541	1546
Berrylands (BRS)	d				1504								1534					
Shepperton (SHP)	d						1441										1511	
Upper Halliford (UPH)	d						1444										1514	
Sunbury (SUU)	d						1446										1516	
Kempton Park (KMP)	d						1448										1518	
Hampton (HMP)	d						1451										1521	
Fulwell (FLW)	d						1454										1524	
Richmond (RMD)	6 d	1431										1458						
St Margarets (SMG)	d	1433										1501						
Twickenham (TWI)	d	1436										1503						
Strawberry Hill (STW)	d	1440										1507						
Teddington (TED)	d	1443					1459					1511				1529		
Hampton Wick (HMW)	d	1446					1501					1514				1531		
Kingston (KNG)	a	1448					1503					1516				1533		
Kingston (KNG)	d	1448					1504					1518				1534		
Norbiton (NBT)	d	1450					1506					1520				1536		
New Malden (NEM)	6 d	1455			1507		1510					1525			1537	1540		
Dorking (DKG)	4 d			1432														
Box Hill & Westhumble (BXW)	d			1435														
Leatherhead (LHD)	d			1440								1510						
Ashted (AHD)	d			1443								1513						
Epsom (EPS)	3 a			1448								1518						
Epsom (EPS)	3 d			1449								1519						
Ewell West (EWW)	d			1452								1522						
Stoneleigh (SNL)	d			1455								1525						
Worcester Park (WCP)	d			1458								1528						
Chessington South (CSS)	d									1504								
Chessington North (CSN)	d									1506								
Tolworth (TOL)	d									1509								
Malden Manor (MAL)	d									1511								
Motspur Park (MOT)	d			1500						1515			1530					
Raynes Park (RAY)	6 d	1458		1504	1510		1513			1519	1528		1534	1540		1543		
Wimbledon (WIM)	6 d	1502	1505	1508	1514		1517	1520		1523	1532	1535	1538	1544		1547	1550	
Earlsfield (EAD)	d	1505	1508	1512	1517			1524		1527	1535	1538	1542	1547			1554	
Clapham Junction (CLJ)	10 d	1509	1512	1516	1521	1520	1524	1528		1531	1539	1542	1546	1551	1550	1554	1558	1558
Vauxhall (VXH)	10 d	1514	1517	1521	1526		1529	1533		1536	1544	1547	1551	1556		1559	1603	
London Waterloo (WAT)	15 a	1519	1522	1525	1531	1529	1534	1537	1536	1540	1549	1552	1555	1601	1558	1604	1607	1606

NOTES (see introductory pages for explanation of train operator codes and standard symbols)

- a Arrival time
d Departure time

- A From London Waterloo via Richmond, see table 160
C From Woking, see table 152
D From Basingstoke, see table 152
F From Alton, see table 152

Dorking, Epsom, Chessington, Guildford, Hampton Court, Surbiton, Shepperton, Kingston and Wimbledon to London

Mondays to Fridays

Operator	SW	SW	SW	SW	SW	SW	SW	SW	SW	SW	SW	SW	SW	SW	SW	SW	SW
Train ID	2M46	2O41	2F46	1D46	2J48	1A50	2H48	2G48	2L52	2M48	2O43	2F48	2D48	2J50	1A52	2H50	2G50
Days of operation/Notes	A	C	F	F	F	F	F	F	D	A	C		F				
1st Class/Reservations/Bus/Ferry																	
Guildford (GLD)	d							1534									1604
London Road (Guildford) (LRD)	d							1538									1608
Clandon (CLA)	d							1543									1613
Horsley (HSY)	d							1548									1618
Effingham Junction (EFF)	6 d							1552									1622
Bookham (BKA)	d																
Cobham & Stoke D'abernon (CSD)	d							1556									1626
Oxshott (OXS)	d							1600									1630
Claygate (CLG)	d							1603									1633
Hinchley Wood (HYW)	d							1606									1636
Hampton Court (HMC)	d					1554									1624		
Thames Ditton (THD)	d					1556									1626		
Surbiton (SUR)	6 d			1557		1602	1608								1627		1641
Berrylands (BRS)	d					1604									1632	1638	
Shepperton (SHP)	d							1541									1611
Upper Halliford (UPH)	d							1544									1614
Sunbury (SUU)	d							1546									1616
Kempton Park (KMP)	d							1548									1618
Hampton (HMP)	d							1551									1621
Fulwell (FLW)	d							1554									1624
Richmond (RMD)	6 d		1528														
St Margarets (SMG)	d		1531														
Twickenham (TWI)	d		1533														
Strawberry Hill (STW)	d		1537														
Teddington (TED)	d		1541					1559									1629
Hampton Wick (HMW)	d		1544					1601									1631
Kingston (KNG)	a		1546					1603									1633
Kingston (KNG)	d		1548					1604									1634
Norbiton (NBT)	d		1550					1606									1636
New Malden (NEM)	6 d		1555			1607		1610							1625		1640
Dorking (DKG)	4 d			1532													
Box Hill & Westhumble (BXW)	d			1535													
Leatherhead (LHD)	d			1540											1610		
Ashted (AHD)	d			1543											1613		
Epsom (EPS)	3 a			1548											1618		
Epsom (EPS)	3 d			1549											1619		
Ewell West (EWW)	d			1552											1622		
Stoneleigh (SNL)	d			1555											1625		
Worcester Park (WCP)	d			1558											1628		
Chessington South (CSS)	d	1534													1604		
Chessington North (CSN)	d	1536													1606		
Tolworth (TOL)	d	1539													1609		
Malden Manor (MAL)	d	1541													1611		
Motspur Park (MOT)	d	1545			1600										1615		
Raynes Park (RAY)	6 d	1549	1558		1604	1610		1613							1619	1628	
Wimbledon (WIM)	6 d	1553	1602	1605	1608	1614		1617	1620						1623	1632	1635
Earlsfield (EAD)	d	1557	1605	1608	1612	1617			1624						1627	1635	1638
Clapham Junction (CLJ)	10 d	1601	1609	1612	1616	1621		1624	1628						1631	1639	1642
Vauxhall (VXH)	10 d	1606	1614	1617	1621	1626		1629	1633						1636	1644	1647
London Waterloo (WAT)	10 a	1610	1619	1622	1625	1631	1624	1634	1637	1636	1640	1649	1652	1655	1701	1659	1704

NOTES (see introductory pages for explanation of train operator codes and standard symbols)

- a Arrival time
d Departure time

- A From London Waterloo via Richmond, see table 160
C From Woking, see table 152
D From Basingstoke, see table 152
F From Alton, see table 152

Dorking, Epsom, Chessington, Guildford, Hampton Court, Surbiton, Shepperton, Kingston and Wimbledon to London

Mondays to Fridays

Operator	SW	SW	SW	SW	SW	SW	SW	SW	SW	SW	SW	SW	SW	SW	SW	SW	SW	
Train ID	2L54	2M50	2O45	2F50	1D50	2J52	1A54	2H52	2G52	2L56	2M52	2O47	2F52	2D52	2J54	1A56	2H54	
Days of operation/Notes	D		A	C			F			D		A	C			F		
1st Class/Reservations/Bus/Ferry	□						□			□						□		
Guildford (GLD)	d								1634					1645				
London Road (Guildford) (LRD)	d								1638					1649				
Clandon (CLA)	d								1643					1654				
Horsley (HSY)	d								1648					1658				
Effingham Junction (EFF)	6 d								1652					1702				
Bookham (BKA)	d													1705				
Cobham & Stoke D'abernon (CSD)	d								1656									
Oxshott (OXS)	d								1700									
Claygate (CLG)	d								1703									
Hinchley Wood (HYW)	d								1706									
Hampton Court (HMC)	d						1654								1724			
Thames Ditton (THD)	d						1656								1726			
Surbiton (SUR)	6 d	1646			1657		1701	1708		1711	1716			1726	1731	1738		
Berrylands (BRS)	d						1704								1734			
Shepperton (SHP)	d								1641								1711	
Upper Halliford (UPH)	d								1644								1714	
Sunbury (SUU)	d								1646								1716	
Kempton Park (KMP)	d								1648								1718	
Hampton (HMP)	d								1651								1721	
Fulwell (FLW)	d								1654								1724	
Richmond (RMD)	6 d			1628									1658					
St Margarets (SMG)	d			1631									1701					
Twickenham (TWI)	d			1633									1703					
Strawberry Hill (STW)	d			1637									1707					
Teddington (TED)	d			1641					1659				1711				1729	
Hampton Wick (HMW)	d			1644					1701				1714				1731	
Kingston (KNG)	a			1646					1703				1716				1733	
Kingston (KNG)	d			1648					1704				1718				1734	
Norbiton (NBT)	d			1650					1706				1720				1736	
New Malden (NEM)	6 d			1655			1707		1710				1725		1737		1740	
Dorking (DKG)	4 d					1632												
Box Hill & Westhumble (BXW)	d					1635												
Leatherhead (LHD)	d					1640								1710				
Ashted (AHD)	d					1643								1713				
Epsom (EPS)	3 a					1648								1718				
Epsom (EPS)	3 d					1649								1719				
Ewell West (EWW)	d					1652								1722				
Stoneleigh (SNL)	d					1655								1725				
Worcester Park (WCP)	d					1658								1728				
Chessington South (CSS)	d		1634										1704					
Chessington North (CSN)	d		1636										1706					
Tolworth (TOL)	d		1639										1709					
Malden Manor (MAL)	d		1641										1711					
Motspur Park (MOT)	d		1645			1700							1715		1730			
Raynes Park (RAY)	6 d		1649	1658		1703	1709		1713			1719	1728		1734	1739	1743	
Wimbledon (WIM)	6 d		1653	1702	1705	1708	1713		1717	1720		1723	1732	1735	1738	1743	1747	
Earlsfield (EAD)	d		1657	1705	1708	1711	1717			1724		1727	1735	1738	1742	1747		
Clapham Junction (CLJ)	10 d	1658	1701	1709	1712	1715	1721			1724	1728		1731	1739	1742	1746	1751	1754
Vauxhall (VXH)	10 d		1706	1714	1717	1720	1726			1729	1733		1736	1744	1747	1751	1756	1759
London Waterloo (WAT)	15 a	1709	1710	1720	1723	1726	1731	1729	1734	1737	1738	1740	1749	1752	1755	1801	1759	1804

NOTES (see introductory pages for explanation of train operator codes and standard symbols)

- a Arrival time
d Departure time

- A From London Waterloo via Richmond, see table 160
C From Woking, see table 152
D From Basingstoke, see table 152
F From Alton, see table 152

Dorking, Epsom, Chessington, Guildford, Hampton Court, Surbiton, Shepperton, Kingston and Wimbledon to London

Mondays to Fridays

Operator	SW 2G54	SW 2L58 D D	SW 2M54	SW 2O49 A	SW 2F54 C	SW 1D54	SW 2J56	SW 1A58 F F	SW 2H56	SW 2G56	SW 2L60 D D	SW 2M56	SW 2O51 A	SW 2F56 C	SW 2D56	SW 2J58	SW 1A60 F F	
Train ID																		
Days of operation/Notes																		
1st Class/Reservations/Bus/Ferry																		
Guildford (GLD)	d	1704								1734					1745			
London Road (Guildford) (LRD)	d	1708								1738					1749			
Clandon (CLA)	d	1713								1743					1754			
Horsley (HSY)	d	1718								1748					1758			
Effingham Junction (EFF)	6 d	1722								1752					1802			
Bookham (BKA)	d														1805			
Cobham & Stoke D'abernon (CSD)	d	1726								1756								
Oxshott (OXS)	d	1730								1800								
Claygate (CLG)	d	1733								1803								
Hinchley Wood (HYW)	d	1736								1806								
Hampton Court (HMC)	d						1754									1824		
Thames Ditton (THD)	d						1756									1826		
Surbiton (SUR)	6 d	1741	1746		1756		1801	1808		1812	1816			1826		1831	1838	
Berrylands (BRS)	d						1804									1834		
Shepperton (SHP)	d								1741									
Upper Halliford (UPH)	d								1744									
Sunbury (SUU)	d								1746									
Kempton Park (KMP)	d								1748									
Hampton (HMP)	d								1751									
Fulwell (FLW)	d								1754									
Richmond (RMD)	6 d			1728										1758				
St Margarets (SMG)	d			1731										1801				
Twickenham (TWI)	d			1733										1803				
Strawberry Hill (STW)	d			1737										1807				
Teddington (TED)	d			1741					1759					1811				
Hampton Wick (HMW)	d			1744					1801					1814				
Kingston (KNG)	a			1746					1803					1816				
Kingston (KNG)	d			1748					1804					1818				
Norbiton (NBT)	d			1750					1806					1820				
New Malden (NEM)	6 d			1755			1807		1810					1825		1837		
Dorking (DKG)	4 d					1732												
Box Hill & Westhumble (BXW)	d					1735												
Leatherhead (LHD)	d					1740								1810				
Ashted (AHD)	d					1743								1813				
Epsom (EPS)	3 a					1748								1818				
Epsom (EPS)	3 d					1748								1819				
Ewell West (EWW)	d					1752								1822				
Stoneleigh (SNL)	d					1754								1825				
Worcester Park (WCP)	d					1757								1828				
Chessington South (CSS)	d			1734									1804					
Chessington North (CSN)	d			1736									1806					
Tolworth (TOL)	d			1739									1809					
Malden Manor (MAL)	d			1741									1811					
Motspur Park (MOT)	d			1745		1800							1815		1830			
Raynes Park (RAY)	6 d			1749	1757	1803	1809		1813				1819	1828	1834	1839		
Wimbledon (WIM)	6 d	1750		1753	1801	1804	1807	1813	1817	1820			1823	1832	1838	1843		
Earlsfield (EAD)	d	1754		1757	1805	1808	1811	1817		1824			1827	1835	1838	1842	1847	
Clapham Junction (CLJ)	10 d	1758	1758	1801	1809	1812	1815	1821	1820	1824	1828	1829	1831	1839	1842	1846	1851	1849
Vauxhall (VXH)	10 d	1803		1806	1814	1817	1820	1826		1829	1833		1836	1844	1847	1851	1856	
London Waterloo (WAT)	15 a	1807	1809	1810	1819	1821	1824	1831	1829	1834	1837	1843	1840	1849	1853	1855	1901	1857

NOTES (see introductory pages for explanation of train operator codes and standard symbols)

- a Arrival time
d Departure time

- A From London Waterloo via Richmond, see table 160
C From Woking, see table 152
D From Basingstoke, see table 152
F From Alton, see table 152

Dorking, Epsom, Chessington, Guildford, Hampton Court, Surbiton, Shepperton, Kingston and Wimbledon to London

Mondays to Fridays

Operator	SW	SW	SW	SW	SW	SW	SW	SW	SW	SW	SW	SW	SW	SW	SW	SW	SW
Train ID	2H58	2G58	2L62	2M58	2O53	2F58	1D58	2J60	1A62	2H60	2G60	2L64	2M60	2O55	2H98	2F60	2D60
Days of operation/Notes 1st Class/Reservations/Bus/Ferry			D □		A	C			F □			D □		A	B	C	
Guildford (GLD)	d	1808									1834						1845
London Road (Guildford) (LRD)	d	1812									1838						1849
Clandon (CLA)	d	1817									1843						1854
Horsley (HSY)	d	1821									1848						1858
Effingham Junction (EFF)	6 d	1824									1852						1902
Bookham (BKA)	d																1905
Cobham & Stoke D'abernon (CSD)	d	1828									1856						
Oxshott (OXS)	d	1831									1900						
Claygate (CLG)	d	1834									1903						
Hinchley Wood (HYW)	d	1837									1906						
Hampton Court (HMC)	d							1854									
Thames Ditton (THD)	d							1856									
Surbiton (SUR)	6 d	1842	1847			1856		1902	1908		1911	1917					1927
Berrylands (BRS)	d							1904									
Shepperton (SHP)	d	1811									1836				1850		
Upper Halliford (UPH)	d	1814									1839						
Sunbury (SUU)	d	1816									1841						
Kempton Park (KMP)	d	1818									1843						
Hampton (HMP)	d	1821									1851c						
Fulwell (FLW)	d	1824									1854						
Richmond (RMD)	⊖ d				1828									1858	1910		
St Margarets (SMG)	d				1831									1901	1906e		
Twickenham (TWI)	d				1833									1903	1904e		
Strawberry Hill (STW)	d				1837									1907			
Teddington (TED)	d	1829			1841					1859				1911			
Hampton Wick (HMW)	d	1831			1844					1901				1914			
Kingston (KNG)	a	1833			1846					1903				1916			
Kingston (KNG)	d	1834			1848					1904				1918			
Norbiton (NBT)	d	1836			1850					1906				1920			
New Malden (NEM)	6 d	1840			1855			1907		1910				1925			
Dorking (DKG)	4 d						1832										
Box Hill & Westhumble (BXW)	d						1835										
Leatherhead (LHD)	d						1840										1910
Ashted (AHD)	d						1843										1913
Epsom (EPS)	3 a						1849										1918
Epsom (EPS)	3 d						1850										1919
Ewell West (EWW)	d						1853										1922
Stoneleigh (SNL)	d						1856										1925
Worcester Park (WCP)	d						1859										1928
Chessington South (CSS)	d				1834									1904			
Chessington North (CSN)	d				1836									1906			
Tolworth (TOL)	d				1839									1909			
Malden Manor (MAL)	d				1841									1911			
Motspur Park (MOT)	d				1845			1901						1915			1930
Raynes Park (RAY)	6 d	1843			1849	1858	1905	1910		1913			1919	1928			1934
Wimbledon (WIM)	⊖ 6 d	1847	1850		1853	1902	1905	1909	1914		1917	1920		1923	1932		1938
Earlsfield (EAD)	d		1854		1857	1905	1908	1913	1917			1924		1927	1935		1942
Clapham Junction (CLJ)	10 d	1854	1858	1859	1901	1909	1912	1917	1921		1924	1928		1931	1939	1926	1942
Vauxhall (VXH)	⊖ d	1859	1903		1906	1914	1917	1922	1926		1929	1933		1936	1944	1932	1947
London Waterloo (WAT)	⊖ 15 a	1904	1907	1907	1910	1919	1924	1926	1931	1927	1934	1937	1936	1940	1949	1941	1952

NOTES (see introductory pages for explanation of train operator codes and standard symbols)

- a Arrival time
- d Departure time
- c Arrives 5 minutes earlier
- e Calls at these stations before Richmond

- A From London Waterloo via Richmond, see table 160
- B Via Richmond, see table 160
- C From Woking, see table 152
- D From Basingstoke, see table 152
- F From Alton, see table 152

Dorking, Epsom, Chessington, Guildford, Hampton Court, Surbiton, Shepperton, Kingston and Wimbledon to London

Mondays to Fridays

Operator Train ID Days of operation/Notes 1st Class/Reservations/Bus/Ferry	SW 2J62	SW 1A64 F F	SW 2H62	SW 2G62	SW 2L66 D D	SW 2M62	SW 2O57 A	SW 2F62 C	SW 1D62	SW 2J64	SW 1A66 F F	SW 2H64	SW 2G64	SW 2L68 D D	SW 2M64	SW 2O59 A	SW 2F64 C	
Guildford (GLD)	d			1904									1934					
London Road (Guildford) (LRD)	d			1908									1938					
Clandon (CLA)	d			1913									1943					
Horsley (HSY)	d			1918									1948					
Effingham Junction (EFF)	6 d			1922									1952					
Bookham (BKA)	d																	
Cobham & Stoke D'abernon (CSD)	d			1926									1956					
Oxshott (OXS)	d			1930									2000					
Claygate (CLG)	d			1933									2003					
Hinchley Wood (HYW)	d			1936									2006					
Hampton Court (HMC)	d	1924									1954							
Thames Ditton (THD)	d	1926									1956							
Surbiton (SUR)	6 d	1932	1938		1941	1947		1957		2002	2008		2011	2016			2026	
Berrylands (BRS)	d	1934								2004								
Shepperton (SHP)	d			1911									1936					
Upper Halliford (UPH)	d			1914									1939					
Sunbury (SUU)	d			1916									1941					
Kempton Park (KMP)	d			1918									1943					
Hampton (HMP)	d			1921									1951c					
Fulwell (FLW)	d			1924									1954					
Richmond (RMD)	⊖ d						1930										1958	
St Margarets (SMG)	d						1932										2001	
Twickenham (TWI)	d						1935										2003	
Strawberry Hill (STW)	d						1939										2007	
Teddington (TED)	d			1929			1942					1959					2011	
Hampton Wick (HMW)	d			1931			1945					2001					2014	
Kingston (KNG)	a			1933			1947					2003					2016	
Kingston (KNG)	d			1934			1948					2004					2018	
Norbiton (NBT)	d			1936			1950					2006					2020	
New Malden (NEM)	6 d	1937		1940			1955			2007		2010					2025	
Dorking (DKG)	4 d								1932									
Box Hill & Westhumble (BXW)	d								1935									
Leatherhead (LHD)	d								1940									
Ashted (AHD)	d								1943									
Epsom (EPS)	3 a								1948									
Epsom (EPS)	3 d								1949									
Ewell West (EWW)	d								1952									
Stoneleigh (SNL)	d								1955									
Worcester Park (WCP)	d								1958									
Chessington South (CSS)	d					1934									2010			
Chessington North (CSN)	d					1936									2012			
Tolworth (TOL)	d					1939									2015			
Malden Manor (MAL)	d					1941									2017			
Motspur Park (MOT)	d					1945			2000						2022			
Raynes Park (RAY)	6 d	1940		1943		1949	1958		2004	2010		2013			2025	2028		
Wimbledon (WIM)	⊖ 6 d	1944		1947	1950	1953	2002	2005	2008	2014		2017	2023	2029	2032	2035		
Earlsfield (EAD)	d	1947			1954	1957	2005	2008	2012	2017			2026		2033	2035	2039	
Clapham Junction (CLJ)	10 d	1951	1949	1954	1958	1959	2001	2009	2012	2016	2021	2022	2024	2030	2037	2039	2042	
Vauxhall (VXH)	⊖ d	1956		1959	2003	2006	2014	2017	2021	2026		2029	2035		2042	2044	2047	
London Waterloo (WAT)	⊖ 15 a	2001	1957	2004	2007	2007	2010	2019	2022	2025	2031	2030	2034	2040	2039	2046	2049	2052

NOTES (see introductory pages for explanation of train operator codes and standard symbols)

- a Arrival time
- d Departure time
- c Arrives 5 minutes earlier
- A From London Waterloo via Richmond, see table 160
- C From Woking, see table 152
- D From Basingstoke, see table 152
- F From Alton, see table 152

Dorking, Epsom, Chessington, Guildford, Hampton Court, Surbiton, Shepperton, Kingston and Wimbledon to London

Mondays to Fridays

Operator	SW	SW	SW	SW	SW	SW	SW	SW	SW	SW	SW	SW	SW	SW	SW	SW	SW
Train ID	2D64	2J66	1A68	2H66	2G66	2M66	2O61	2F66	1D66	2J68	2H68	2G68	2L72	2M68	2O63	2F68	2D68
Days of operation/Notes			F				A	C					D		A	C	
1st Class/Reservations/Bus/Ferry			F				A	C					D		A	C	
Guildford (GLD)	d	1945			2004							2034					2045
London Road (Guildford) (LRD)	d	1949			2008							2038					2049
Clandon (CLA)	d	1954			2013							2043					2054
Horsley (HSY)	d	1958			2018							2048					2058
Effingham Junction (EFF)	6 d	2002			2022							2052					2102
Bookham (BKA)	d	2005															2105
Cobham & Stoke D'abernon (CSD)	d				2026							2056					
Oxshott (OXS)	d				2030							2100					
Claygate (CLG)	d				2033							2103					
Hinchley Wood (HYW)	d				2036							2106					
Hampton Court (HMC)	d		2024							2054							
Thames Ditton (THD)	d		2026							2056							
Surbiton (SUR)	6 d		2032	2038	2041			2058		2102		2111	2116				2127
Berrylands (BRS)	d		2034							2104							
Shepperton (SHP)	d				2011							2041					
Upper Halliford (UPH)	d				2014							2044					
Sunbury (SUU)	d				2016							2046					
Kempton Park (KMP)	d				2018							2048					
Hampton (HMP)	d				2021							2051					
Fulwell (FLW)	d				2024							2054					
Richmond (RMD)	6 d							2028									2058
St Margarets (SMG)	d							2031									2101
Twickenham (TWI)	d							2033									2103
Strawberry Hill (STW)	d							2037									2107
Teddington (TED)	d				2029			2041				2059					2111
Hampton Wick (HMW)	d				2031			2044				2101					2114
Kingston (KNG)	a				2033			2046				2103					2116
Kingston (KNG)	d				2034			2048				2104					2118
Norbiton (NBT)	d				2036			2050				2106					2120
New Malden (NEM)	6 d		2037		2040			2055			2107	2110					2125
Dorking (DKG)	4 d									2032							
Box Hill & Westhumble (BXW)	d									2035							
Leatherhead (LHD)	d	2010								2040							2110
Ashted (AHD)	d	2013								2043							2114
Epsom (EPS)	3 a	2018								2048							2118
Epsom (EPS)	3 d	2019								2049							2119
Ewell West (EWW)	d	2022								2052							2122
Stoneleigh (SNL)	d	2025								2055							2125
Worcester Park (WCP)	d	2028								2058							2128
Chessington South (CSS)	d					2034										2104	
Chessington North (CSN)	d					2036										2106	
Tolworth (TOL)	d					2039										2109	
Malden Manor (MAL)	d					2041										2111	
Motspur Park (MOT)	d	2030				2045				2100						2115	2130
Raynes Park (RAY)	6 d	2034	2040		2043	2049	2058		2105	2110	2113			2119	2128		2134
Wimbledon (WIM)	6 d	2038	2044		2047	2050	2053	2102	2105	2109	2114	2117	2120	2123	2132	2135	2138
Earlsfield (EAD)	d	2042	2047			2054	2057	2105	2109	2112	2117		2124		2127	2135	2138
Clapham Junction (CLJ)	10 d	2046	2051	2050	2054	2058	2101	2109	2113	2116	2121	2124	2128		2131	2139	2142
Vauxhall (VXH)	10 d	2051	2056		2059	2103	2106	2114	2118	2121	2126	2129	2133		2136	2144	2147
London Waterloo (WAT)	15 a	2057	2102	2058	2104	2107	2110	2119	2122	2126	2131	2134	2137	2139	2140	2149	2152

NOTES (see introductory pages for explanation of train operator codes and standard symbols)

- a Arrival time
d Departure time

- A From London Waterloo via Richmond, see table 160
C From Woking, see table 152
D From Basingstoke, see table 152
F From Alton, see table 152

Dorking, Epsom, Chessington, Guildford, Hampton Court, Surbiton, Shepperton, Kingston and Wimbledon to London

Mondays to Fridays

Operator	SW	SW	SW	SW	SW	SW	SW	SW	SW	SW	SW	SW	SW	SW	SW	SW	SW	
Train ID	2J70	1A72	2H70	2G70	2M70	2O65	2F70	1D70	2J72	2H72	2G72	2T62	2M72	2O67	2F72	2D72	2J74	
Days of operation/Notes		F				A	C					G		A	C			
1st Class/Reservations/Bus/Ferry		□										□						
Guildford (GLD)	d			2104							2134					2145		
London Road (Guildford) (LRD)	d			2108							2138					2149		
Clandon (CLA)	d			2113							2143					2154		
Horsley (HSY)	d			2118							2148					2158		
Effingham Junction (EFF)	6 d			2122							2152					2202		
Bookham (BKA)	d															2205		
Cobham & Stoke D'abernon (CSD)	d			2126							2156							
Oxshott (OXS)	d			2130							2200							
Claygate (CLG)	d			2133							2203							
Hinchley Wood (HYW)	d			2136							2206							
Hampton Court (HMC)	d	2124							2154								2224	
Thames Ditton (THD)	d	2126							2156								2226	
Surbiton (SUR)	6 d	2132	2138		2141		2157		2202		2211	2217			2227		2232	
Berrylands (BRS)	d	2134							2204								2234	
Shepperton (SHP)	d			2111						2141								
Upper Halliford (UPH)	d			2114						2144								
Sunbury (SUU)	d			2116						2146								
Kempton Park (KMP)	d			2118						2148								
Hampton (HMP)	d			2121						2151								
Fulwell (FLW)	d			2124						2154								
Richmond (RMD)	⊖ d					2128								2158				
St Margarets (SMG)	d					2131								2201				
Twickenham (TWI)	d					2133								2203				
Strawberry Hill (STW)	d					2137								2207				
Teddington (TED)	d			2129		2141			2159					2211				
Hampton Wick (HMW)	d			2131		2144			2201					2214				
Kingston (KNG)	a			2133		2146			2203					2216				
Kingston (KNG)	d			2134		2148			2204					2218				
Norbiton (NBT)	d			2136		2150			2206					2220				
New Malden (NEM)	6 d	2137		2140		2155			2207	2210				2225			2237	
Dorking (DKG)	4 d							2132										
Box Hill & Westhumble (BXW)	d							2135										
Leatherhead (LHD)	d							2140								2210		
Ashted (AHD)	d							2143								2213		
Epsom (EPS)	3 a							2148								2218		
Epsom (EPS)	3 d							2149								2219		
Ewell West (EWW)	d							2152								2222		
Stoneleigh (SNL)	d							2155								2225		
Worcester Park (WCP)	d							2158								2228		
Chessington South (CSS)	d				2134								2204					
Chessington North (CSN)	d				2136								2206					
Tolworth (TOL)	d				2139								2209					
Malden Manor (MAL)	d				2141								2211					
Motspur Park (MOT)	d				2145			2200					2215			2230		
Raynes Park (RAY)	6 d	2140		2143	2149	2158		2204	2210	2213			2219	2228		2234	2240	
Wimbledon (WIM)	⊖ 6 d	2144		2147	2151	2154	2202	2205	2208	2214	2217	2220	2223	2232	2235	2238	2244	
Earlsfield (EAD)	d	2147			2155	2158	2205	2208	2212	2217	2224		2227	2235	2238	2242	2247	
Clapham Junction (CLJ)	10 d	2151	2150	2154	2159	2202	2209	2212	2216	2221	2224	2228	2231	2239	2242	2246	2251	
Vauxhall (VXH)	⊖ d	2156		2159	2204	2207	2214	2217	2221	2226	2229	2233	2236	2244	2247	2251	2256	
London Waterloo (WAT)	⊖ 15 a	2201	2158	2204	2208	2211	2219	2224	2226	2231	2234	2239	2234	2240	2249	2254	2256	2304

NOTES (see introductory pages for explanation of train operator codes and standard symbols)

- a Arrival time
d Departure time

- A From London Waterloo via Richmond, see table 160
C From Woking, see table 152
F From Alton, see table 152
G From Portsmouth Harbour, see table 155

Dorking, Epsom, Chessington, Guildford, Hampton Court, Surbiton, Shepperton, Kingston and Wimbledon to London

Mondays to Fridays

Operator	SW 1A76	SW 2H74	SW 2G74	SW 2M74	SW 2O69	SW 2F74	SW 1D74	SW 2J76	SW 2H76	SW 2G76	SW 2T64	SW 2M94	SW 2M76	SW 2O71	SW 2F80	SW 2D78	SW 2J78
Train ID	F				A	C					G	FX	FO	A	C		
Days of operation/Notes																	
1st Class/Reservations/Bus/Ferry	□										□						
Guildford (GLD)	d			2203						2234							2246
London Road (Guildford) (LRD)	d			2207						2238							2250
Clandon (CLA)	d			2213						2243							2255
Horsley (HSY)	d			2218						2248							2259
Effingham Junction (EFF)	6 d			2222						2252							2303
Bookham (BKA)	d																2306
Cobham & Stoke D'abernon (CSD)	d			2226						2256							
Oxshott (OXS)	d			2230						2300							
Claygate (CLG)	d			2233						2303							
Hinchley Wood (HYW)	d			2236						2306							
Hampton Court (HMC)	d							2254									2324
Thames Ditton (THD)	d							2256									2326
Surbiton (SUR)	6 d	2238		2241		2257		2302		2311	2316				2328		2332
Berrylands (BRS)	d							2304									2334
Shepperton (SHP)	d		2211						2241								
Upper Halliford (UPH)	d		2214						2244								
Sunbury (SUU)	d		2216						2246								
Kempton Park (KMP)	d		2218						2248								
Hampton (HMP)	d		2221						2251								
Fulwell (FLW)	d		2224						2254								
Richmond (RMD)	⊖ d				2228										2258		
St Margarets (SMG)	d				2231										2301		
Twickenham (TWI)	d				2233										2303		
Strawberry Hill (STW)	d				2237										2307		
Teddington (TED)	d		2229		2241				2259						2311		
Hampton Wick (HMW)	d		2231		2244				2301						2314		
Kingston (KNG)	a		2233		2246				2303						2316		
Kingston (KNG)	d		2234		2248				2304						2318		
Norbiton (NBT)	d		2236		2250				2306						2320		
New Malden (NEM)	6 d		2240		2255			2307	2310						2325		2337
Dorking (DKG)	4 d						2232										
Box Hill & Westhumble (BXW)	d						2235										
Leatherhead (LHD)	d						2240									2311	
Ashted (AHD)	d						2243									2314	
Epsom (EPS)	3 a						2248									2319	
Epsom (EPS)	3 d						2249									2319	
Ewell West (EWW)	d						2252									2322	
Stoneleigh (SNL)	d						2255									2325	
Worcester Park (WCP)	d						2258									2328	
Chessington South (CSS)	d				2238							2308	2308				
Chessington North (CSN)	d				2240							2310	2310				
Tolworth (TOL)	d				2243							2313	2313				
Malden Manor (MAL)	d				2245							2315	2315				
Motspur Park (MOT)	d				2249			2300				2319	2319			2330	
Raynes Park (RAY)	6 d		2243		2253	2258		2304	2310	2313		2323	2323	2328		2334	2340
Wimbledon (WIM)	⊖ 6 d		2247	2250	2257	2302	2305	2308	2314	2317	2320	2326a	2329	2333	2336	2340	2344
Earlsfield (EAD)	d			2254	2301	2305	2308	2311	2317		2324			2333	2336	2339	2344
Clapham Junction (CLJ)	10 d	2251	2254	2258	2305	2309	2312	2315	2321	2324	2328			2337	2340	2343	2348
Vauxhall (VXH)	⊖ d		2259	2303	2310	2314	2317	2320	2326	2329	2333			2342	2345	2348	2353
London Waterloo (WAT)	⊖ 15 a	2259	2306	2311	2317	2319	2326	2328	2332	2334	2340	2336		2346	2350	2357	2359

NOTES (see introductory pages for explanation of train operator codes and standard symbols)

- a Arrival time
- d Departure time
- A From London Waterloo via Richmond, see table 160
- C From Woking, see table 152
- F From Alton, see table 152
- G From Portsmouth Harbour, see table 155
- FO Fridays only
- FX Not Fridays

Dorking, Epsom, Chessington, Guildford, Hampton Court, Surbiton, Shepperton, Kingston and Wimbledon to London

Mondays to Fridays

Operator	SW	SW	SW	SW	SW	SW	SW	SW	SW	SW	SW	SW	SW	SW	SW	SW	SW
Train ID	1A80	2H78	2G92	2M96	2O73	2F82	2P82	2J98	2L82	2O73	1D78	2H80	2P82	2G80	2J98	2F82	
Days of operation/Notes	F				FX A	FX	FX G	FX	FO D	FO A	FO	FO	FO G	FO	FO	FO	
1st Class/Reservations/Bus/Ferry	□					□	□		□				□			□	
Guildford (GLD)	d		2307			2324	2339						2339	2337		2327	
London Road (Guildford) (LRD)	d		2311											2341			
Clandon (CLA)	d		2316											2346			
Horsley (HSY)	d		2320											2350			
Effingham Junction (EFF)	6 d		2323											2353			
Bookham (BKA)	d																
Cobham & Stoke D'abernon (CSD)	d		2327											2357			
Oxshott (OXS)	d		2330											0001			
Claygate (CLG)	d		2333											0003			
Hinchley Wood (HYW)	d		2336											0006			
Hampton Court (HMC)	d							2359								2359	
Thames Ditton (THD)	d							0002								0002	
Surbiton (SUR)	6 d	2338		2341		0001	0008	0012		2342			0008	0011	0012	0014	
Berrylands (BRS)	d		2343					0014							0014		
Shepperton (SHP)	d		2311									2341					
Upper Halliford (UPH)	d		2314									2344					
Sunbury (SUU)	d		2316									2346					
Kempton Park (KMP)	d		2318									2348					
Hampton (HMP)	d		2321									2351					
Fulwell (FLW)	d		2324									2354					
Richmond (RMD)	⊖ d				2328					2328							
St Margarets (SMG)	d				2331					2331							
Twickenham (TWI)	d				2333					2333							
Strawberry Hill (STW)	d				2337					2337							
Teddington (TED)	d	2329			2341					2341		2359					
Hampton Wick (HMW)	d	2331			2344					2344		0001					
Kingston (KNG)	a	2333			2346					2346		0003					
Kingston (KNG)	d	2334			2349					2349		0004					
Norbiton (NBT)	d	2336			2351					2351		0006					
New Malden (NEM)	6 d	2340	2346		2355			0017		2355		0010			0017		
Dorking (DKG)	4 d										2332						
Box Hill & Westhumble (BXW)	d										2335						
Leatherhead (LHD)	d										2340						
Ashted (AHD)	d										2343						
Epsom (EPS)	3 a										2348						
Epsom (EPS)	3 d										2349						
Ewell West (EWW)	d										2352						
Stoneleigh (SNL)	d										2355						
Worcester Park (WCP)	d										2358						
Chessington South (CSS)	d			2341													
Chessington North (CSN)	d			2343													
Tolworth (TOL)	d			2346													
Malden Manor (MAL)	d			2348													
Motspur Park (MOT)	d			2352							0001						
Raynes Park (RAY)	6 d	2343	2349	2356	2359	0008	0014	0017	0020	2358	0005	0011	0016	0019	0020	0022	
Wimbledon (WIM)	⊖ 6 d	2347	2352a	0001a	0008	0014	0017	0023a		0007	0010	0016	0016	0019	0023a	0022	
Earlsfield (EAD)	d				0011					0011	0014	0020	0023	0023		0026	
Clapham Junction (CLJ)	10 d	2351	2354		0015	0020	0024		2355	0015	0018	0024	0023	0027		0030	
Vauxhall (VXH)	⊖ d		2359		0023	0028				0020	0023	0029	0032	0032		0035	
London Waterloo (WAT)	⊖ 15 a	0001	0004		0027	0033	0034		0004	0026	0028	0033	0033	0036		0040	

NOTES (see introductory pages for explanation of train operator codes and standard symbols)

- a Arrival time
d Departure time

- A From London Waterloo via Richmond, see table 160
D From Basingstoke, see table 152
F From Alton, see table 152
G From Portsmouth Harbour, see table 155

- FO Fridays only
FX Not Fridays

Dorking, Epsom, Chessington, Guildford, Hampton Court, Surbiton, Shepperton, Kingston and Wimbledon to London

Mondays to Fridays

Operator Train ID Days of operation/Notes	SW	SW	SW
	2075 FO A	2D92 FO	2M98 SM
Guildford (GLD)	d	2346	
London Road (Guildford) (LRD)	d	2350	
Clandon (CLA)	d	2355	
Horsley (HSY)	d	2359	
Effingham Junction (EFF)	6 d	0003	
Bookham (BKA)	d	0006	
Cobham & Stoke D'abernon (CSD)	d		
Oxshott (OXS)	d		
Claygate (CLG)	d		
Hinchley Wood (HYW)	d		
Hampton Court (HMC)	d		
Thames Ditton (THD)	d		
Surbiton (SUR)	6 d		
Berrylands (BRS)	d		
Shepperton (SHP)	d		
Upper Halliford (UPH)	d		
Sunbury (SUU)	d		
Kempton Park (KMP)	d		
Hampton (HMP)	d		
Fulwell (FLW)	d		
Richmond (RMD)	↻ d	2359	
St Margarets (SMG)	d	0001	
Twickenham (TWI)	d	0004	
Strawberry Hill (STW)	d	0008	
Teddington (TED)	d	0011	
Hampton Wick (HMW)	d	0013	
Kingston (KNG)	a	0015	
Kingston (KNG)	d	0016	
Norbiton (NBT)	d	0018	
New Malden (NEM)	6 d	0022	
Dorking (DKG)	4 d		
Box Hill & Westhumble (BXW)	d		
Leatherhead (LHD)	d	0011	
Ashstead (AHD)	d	0014	
Epsom (EPS)	3 a	0019	
Epsom (EPS)	3 d	0019	
Ewell West (EWW)	d	0022	
Stoneleigh (SNL)	d	0025	
Worcester Park (WCP)	d	0028	
Chessington South (CSS)	d		0028
Chessington North (CSN)	d		0030
Tolworth (TOL)	d		0033
Malden Manor (MAL)	d		0035
Motspur Park (MOT)	d	0030	0039
Raynes Park (RAY)	6 d	0024	0034 0042
Wimbledon (WIM)	↻ 6 d	0028	0038a 0046a
Earlsfield (EAD)	d	0032	
Clapham Junction (CLJ)	10 d	0036	
Vauxhall (VXH)	↻ d	0041	
London Waterloo (WAT)	↻ 15 a	0046	

NOTES (see introductory pages for explanation of train operator codes and standard symbols)

a Arrival time

d Departure time

A From London Waterloo via Richmond, see table 160

FO Fridays only

SM Saturday mornings

Dorking, Epsom, Chessington, Guildford, Hampton Court, Surbiton, Shepperton, Kingston and Wimbledon to London

Saturdays

Operator	SW 2073	SW 1D78	SW 2H80	SW 2P82	SW 2G80	SW 2J98	SW 2F82	SW 2075	SW 2D92	SW 2M98	SW 2F02	SW 2001	SW 2L10	SW 2D06	SW 2H08	SW 2F06	SW 2J08	SW 1A10	
Train ID	A			B				A			C		D					C	
Days of operation/Notes																			
1st Class/Reservations/Bus/Ferry																			
Guildford (GLD)	d															0514			
London Road (Guildford) (LRD)	d																		
Clandon (CLA)	d																		
Horsley (HSY)	d																		
Effingham Junction (EFF)	6 d								0003										
Bookham (BKA)	d								0006										
Cobham & Stoke D'abernon (CSD)	d																		
Oxshott (OXS)	d				0001														
Claygate (CLG)	d				0003														
Hinchley Wood (HYW)	d				0006														
Hampton Court (HMC)	d																0554		
Thames Ditton (THD)	d					0002											0556		
Surbiton (SUR)	6 d			0008	0011	0012	0014				0456		0540			0556	0602	0612	
Berrylands (BRS)	d					0014											0604		
Shepperton (SHP)	d																		
Upper Halliford (UPH)	d																		
Sunbury (SUU)	d																		
Kempton Park (KMP)	d																		
Hampton (HMP)	d																		
Fulwell (FLW)	d																		
Richmond (RMD)	⊖ d							0001											
St Margarets (SMG)	d							0004											
Twickenham (TWI)	d							0008				0452							
Strawberry Hill (STW)	d							0011				0456							
Teddington (TED)	d							0013				0459			0544				
Hampton Wick (HMW)	d			0001				0015				0502			0546				
Kingston (KNG)	a			0003				0016				0504			0548				
Kingston (KNG)	d			0004				0018				0504			0549				
Norbiton (NBT)	d			0006				0022				0506			0551				
New Malden (NEM)	6 d			0010		0017		0022				0510			0555		0607		
Dorking (DKG)	4 d																		
Box Hill & Westhumble (BXW)	d																		
Leatherhead (LHD)	d								0011										
Ashted (AHD)	d								0014										
Epsom (EPS)	3 a								0019										
Epsom (EPS)	3 d								0019					0534					
Ewell West (EWW)	d								0022					0537					
Stoneleigh (SNL)	d								0025					0540					
Worcester Park (WCP)	d								0028					0543					
Chessington South (CSS)	d									0028									
Chessington North (CSN)	d									0030									
Tolworth (TOL)	d									0033									
Malden Manor (MAL)	d									0035									
Motspur Park (MOT)	d		0001						0030	0039				0545					
Raynes Park (RAY)	6 d		0005	0011			0020	0024	0034	0042		0513		0549	0558		0610		
Wimbledon (WIM)	⊖ 6 d	0007	0010	0016	0016	0019	0023a	0022	0028	0038a	0046a	0504	0517	0549	0553	0602	0606	0614	
Earlsfield (EAD)	d	0011	0014	0020	0023	0027	0030	0032	0036			0511	0521	0558	0605	0610	0617		
Clapham Junction (CLJ)	10 d	0015	0018	0024	0023	0027	0030	0036				0511	0525	0601	0602	0609	0614	0621	
Vauxhall (VXH)	⊖ d	0020	0023	0029	0033	0032	0035	0041				0530	0608	0607	0614	0619	0626		
London Waterloo (WAT)	⊖ 15 a	0026	0028	0033	0033	0036	0040	0046				0519	0535	0613	0611	0619	0623	0631	0628

NOTES (see introductory pages for explanation of train operator codes and standard symbols)

- a Arrival time
- d Departure time

- A From London Waterloo via Richmond, see table 160
- B From Portsmouth Harbour, see table 155
- C From Woking, see table 152
- D From Basingstoke, see table 152

Dorking, Epsom, Chessington, Guildford, Hampton Court, Surbiton, Shepperton, Kingston and Wimbledon to London

Saturdays

Operator	SW 2003	SW 2F08	SW 2D08	SW 2J10	SW 1A12	SW 2H10	SW 2M10	SW 2O05	SW 2F10	SW 2D10	SW 2J12	SW 1A14	SW 2H12	SW 2G12	SW 2B16	SW 2M12	SW 2O07	SW 2D12	
Train ID	A	C			E			A	C			F			G		A		
Days of operation/Notes 1st Class/Reservations/Bus/Ferry																			
Guildford (GLD)	d													0634				0639	
London Road (Guildford) (LRD)	d													0638				0643	
Clandon (CLA)	d													0643				0648	
Horsley (HSY)	d													0648				0652	
Effingham Junction (EFF)	6 d													0652				0656	
Bookham (BKA)	d																	0659	
Cobham & Stoke D'abernon (CSD)	d													0656					
Oxshott (OXS)	d													0700					
Claygate (CLG)	d													0703					
Hinchley Wood (HYW)	d													0706					
Hampton Court (HMC)	d			0624							0654								
Thames Ditton (THD)	d			0626							0656								
Surbiton (SUR)	6 d		0626	0632	0640				0657		0702	0708		0711	0716				
Berrylands (BRS)	d			0634							0704								
Shepperton (SHP)	d					0611							0641						
Upper Halliford (UPH)	d					0614							0644						
Sunbury (SUU)	d					0616							0646						
Kempton Park (KMP)	d					0618							0648						
Hampton (HMP)	d					0621							0651						
Fulwell (FLW)	d					0624							0654						
Richmond (RMD)	6 d	0558						0628										0658	
St Margarets (SMG)	d	0601						0631										0701	
Twickenham (TWI)	d	0603						0633										0703	
Strawberry Hill (STW)	d	0607						0637										0707	
Teddington (TED)	d	0611				0629		0641				0659						0711	
Hampton Wick (HMW)	d	0614				0631		0644				0701						0714	
Kingston (KNG)	a	0616				0633		0646				0703						0716	
Kingston (KNG)	d	0618				0634		0648				0704						0718	
Norbiton (NBT)	d	0620				0636		0650				0706						0720	
New Malden (NEM)	6 d	0625		0637	0640			0655			0707	0710						0725	
Dorking (DKG)	4 d																		
Box Hill & Westhumble (BXW)	d																		
Leatherhead (LHD)	d																	0704	
Ashted (AHD)	d																	0707	
Epsom (EPS)	3 a																	0712	
Epsom (EPS)	3 d			0619						0649								0719	
Ewell West (EWW)	d			0622						0652								0722	
Stoneleigh (SNL)	d			0625						0655								0725	
Worcester Park (WCP)	d			0628						0658								0728	
Chessington South (CSS)	d						0634									0704			
Chessington North (CSN)	d						0636									0706			
Tolworth (TOL)	d						0639									0709			
Malden Manor (MAL)	d						0641									0711			
Motspur Park (MOT)	d			0630			0645			0700						0715		0730	
Raynes Park (RAY)	6 d	0628	0634	0640		0643	0649	0658		0704	0710		0713			0719	0728	0734	
Wimbledon (WIM)	6 d	0632	0635	0638	0644		0647	0653	0702	0705	0708	0714		0717	0720		0723	0732	0738
Earlsfield (EAD)	d	0635	0638	0642	0647			0657	0705	0708	0712	0717		0724		0727	0735	0742	
Clapham Junction (CLJ)	10 d	0639	0642	0646	0651	0653	0654	0701	0709	0712	0716	0721	0719	0724	0728		0731	0739	0746
Vauxhall (VXH)	10 d	0644	0647	0651	0656		0659	0706	0714	0717	0721	0726		0729	0733		0736	0744	0751
London Waterloo (WAT)	15 a	0649	0652	0656	0701	0701	0705	0710	0719	0723	0725	0731	0727	0735	0737	0734	0740	0749	0755

NOTES (see introductory pages for explanation of train operator codes and standard symbols)

- a Arrival time
d Departure time

- A From London Waterloo via Richmond, see table 160
C From Woking, see table 152
E From Farnham, see table 152
F From Alton, see table 152
G From Southampton Central, see table 154

Dorking, Epsom, Chessington, Guildford, Hampton Court, Surbiton, Shepperton, Kingston and Wimbledon to London

Saturdays

Operator	SW 2F12	SW 2J14	SW 1A16 F	SW 2H14	SW 2G14	SW 2L18 D	SW 2M14	SW 2O09 A	SW 2F14 C	SW 1D14	SW 2J16	SW 1A18 F	SW 2H16	SW 2G16	SW 2M16	SW 2L20 D	SW 2O11 A	SW 2F16 C	
Guildford (GLD)	d 0654				0704									0734					
London Road (Guildford) (LRD)	d				0708									0738					
Clandon (CLA)	d				0713									0743					
Horsley (HSY)	d				0718									0748					
Effingham Junction (EFF)	6 d				0722									0752					
Bookham (BKA)	d																		
Cobham & Stoke D'abernon (CSD)	d				0726									0756					
Oxshott (OXS)	d				0730									0800					
Claygate (CLG)	d				0733									0803					
Hinchley Wood (HYW)	d				0736									0806					
Hampton Court (HMC)	d		0724								0754								
Thames Ditton (THD)	d		0726								0756								
Surbiton (SUR)	6 d	0727	0732	0738		0741	0747		0757		0802	0808		0811		0816		0827	
Berrylands (BRS)	d		0734								0804								
Shepperton (SHP)	d			0711									0741						
Upper Halliford (UPH)	d			0714									0744						
Sunbury (SUU)	d			0716									0746						
Kempton Park (KMP)	d			0718									0748						
Hampton (HMP)	d			0721									0751						
Fulwell (FLW)	d			0724									0754						
Richmond (RMD)	d							0728										0758	
St Margarets (SMG)	d							0731										0801	
Twickenham (TWI)	d							0733										0803	
Strawberry Hill (STW)	d							0737										0807	
Teddington (TED)	d			0729				0741					0759					0811	
Hampton Wick (HMW)	d			0731				0744					0801					0814	
Kingston (KNG)	a			0733				0746					0803					0816	
Kingston (KNG)	d			0734				0748					0804					0818	
Norbiton (NBT)	d			0736				0750					0806					0820	
New Malden (NEM)	6 d		0737	0740				0755			0807		0810					0825	
Dorking (DKG)	4 d									0730									
Box Hill & Westhumble (BXW)	d									0733									
Leatherhead (LHD)	d									0738									
Ashted (AHD)	d									0741									
Epsom (EPS)	3 a									0746									
Epsom (EPS)	3 d									0749									
Ewell West (EWW)	d									0752									
Stoneleigh (SNL)	d									0755									
Worcester Park (WCP)	d									0758									
Chessington South (CSS)	d						0734								0804				
Chessington North (CSN)	d						0736								0806				
Tolworth (TOL)	d						0739								0809				
Malden Manor (MAL)	d						0741								0811				
Motspur Park (MOT)	d						0745			0800					0815				
Raynes Park (RAY)	6 d		0740	0743			0749	0758	0804	0810		0813		0819			0828		
Wimbledon (WIM)	6 d	0735	0744	0747	0750		0753	0802	0805	0808	0814	0817	0820	0823			0832	0835	
Earlsfield (EAD)	d	0738	0747		0754		0757	0805	0808	0812	0817		0824	0827			0835	0838	
Clapham Junction (CLJ)	10 d	0742	0751	0750	0754	0758	0759	0801	0809	0812	0816	0821	0819	0824	0828	0831		0839	0842
Vauxhall (VXH)	d	0747	0756		0759	0803		0806	0814	0817	0821	0826	0829	0833	0836			0844	0847
London Waterloo (WAT)	15 a	0752	0801	0759	0805	0807	0807	0810	0819	0822	0825	0831	0828	0835	0837	0840	0840	0849	0852





NOTES (see introductory pages for explanation of train operator codes and standard symbols)

- a Arrival time
- d Departure time

- A From London Waterloo via Richmond, see table 160
- C From Woking, see table 152
- D From Basingstoke, see table 152
- F From Alton, see table 152

Dorking, Epsom, Chessington, Guildford, Hampton Court, Surbiton, Shepperton, Kingston and Wimbledon to London

Saturdays

Operator	SW	SW	SW	SW	SW	SW	SW	SW	SW	SW	SW	SW	SW	SW	SW	SW	SW	SW	
Train ID	2D16	2J18	1A20	2H18	2G18	2L22	2M18	2O13	2F18	1D18	2J20	1A22	2H20	2G20	2L24	2M20	2O15	2F20	
Days of operation/Notes			F			D		A	C			F			D		A	C	
1st Class/Reservations/Bus/Ferry			□			□						□			□				
Guildford (GLD)	d	0745			0804									0834					
London Road (Guildford) (LRD)	d	0749			0808									0838					
Clandon (CLA)	d	0754			0813									0843					
Horsley (HSY)	d	0758			0818									0848					
Effingham Junction (EFF)	6 d	0802			0822									0852					
Bookham (BKA)	d	0805																	
Cobham & Stoke D'abernon (CSD)	d				0826									0856					
Oxshott (OXS)	d				0830									0900					
Claygate (CLG)	d				0833									0903					
Hinchley Wood (HYW)	d				0836									0906					
Hampton Court (HMC)	d		0824								0854								
Thames Ditton (THD)	d		0826								0856								
Surbiton (SUR)	6 d		0832	0838		0841	0846			0857		0902	0908		0911	0916			0927
Berrylands (BRS)	d		0834									0904							
Shepperton (SHP)	d				0811									0841					
Upper Halliford (UPH)	d				0814									0844					
Sunbury (SUU)	d				0816									0846					
Kempton Park (KMP)	d				0818									0848					
Hampton (HMP)	d				0821									0851					
Fulwell (FLW)	d				0824									0854					
Richmond (RMD)	 d							0828											0854
St Margarets (SMG)	d							0831											0856
Twickenham (TWI)	d							0833											0900
Strawberry Hill (STW)	d							0837											0904
Teddington (TED)	d				0829			0841					0859						0911c
Hampton Wick (HMW)	d				0831			0844					0901						0914
Kingston (KNG)	a				0833			0846					0903						0916
Kingston (KNG)	d				0834			0848					0904						0918
Norbiton (NBT)	d				0836			0850					0906						0920
New Malden (NEM)	6 d		0837	0840				0855				0907	0910						0925
Dorking (DKG)	4 d									0832									
Box Hill & Westhumble (BXW)	d									0835									
Leatherhead (LHD)	d	0810								0840									
Ashted (AHD)	d	0813								0843									
Epsom (EPS)	3 a	0818								0848									
Epsom (EPS)	3 d	0819								0849									
Ewell West (EWW)	d	0822								0852									
Stoneleigh (SNL)	d	0825								0855									
Worcester Park (WCP)	d	0828								0858									
Chessington South (CSS)	d						0834												0904
Chessington North (CSN)	d						0836												0906
Tolworth (TOL)	d						0839												0909
Malden Manor (MAL)	d						0841												0911
Motspur Park (MOT)	d	0830						0845			0900								0915
Raynes Park (RAY)	6 d	0834	0840		0843		0849	0858		0904	0910		0913			0919	0928		
Wimbledon (WIM)	 6 d	0838	0844		0847	0850	0853	0902	0905	0908	0914		0917	0920		0923	0932	0935	
Earlsfield (EAD)	d	0842	0847		0854		0857	0905	0908	0912	0917			0924		0927	0935	0938	
Clapham Junction (CLJ)	10 d	0846	0851	0850	0854	0858	0858	0901	0909	0912	0916	0921	0920	0924	0928		0931	0939	0942
Vauxhall (VXH)	 d	0851	0856		0859	0903		0906	0914	0917	0921	0926		0929	0933		0936	0944	0947
London Waterloo (WAT)	 15 a	0855	0901	0858	0905	0907	0907	0910	0919	0922	0925	0931	0928	0935	0937	0939	0940	0949	0952

NOTES (see introductory pages for explanation of train operator codes and standard symbols)

- a Arrival time
- d Departure time
- c Arrives 4 minutes earlier

- A From London Waterloo via Richmond, see table 160
- C From Woking, see table 152
- D From Basingstoke, see table 152
- F From Alton, see table 152

Dorking, Epsom, Chessington, Guildford, Hampton Court, Surbiton, Shepperton, Kingston and Wimbledon to London

Saturdays

Operator	SW	SW	SW	SW	SW	SW	SW	SW	SW	SW	SW	SW	SW	SW	SW	SW	SW	SW	
Train ID	2D20	2J22	1A24	2H22	2G22	2L26	2M22	2O17	2F22	1D22	2J24	1A26	2H24	2G24	2L28	2M24	2O19	2F24	
Days of operation/Notes			F			D		A	C			F			D		A	C	
1st Class/Reservations/Bus/Ferry			□			□						□			□				
Guildford (GLD)	d	0845				0904								0934					
London Road (Guildford) (LRD)	d	0849				0908								0938					
Clandon (CLA)	d	0854				0913								0943					
Horsley (HSY)	d	0858				0918								0948					
Effingham Junction (EFF)	6 d	0902				0922								0952					
Bookham (BKA)	d	0905																	
Cobham & Stoke D'abernon (CSD)	d					0926								0956					
Oxshott (OXS)	d					0930								1000					
Claygate (CLG)	d					0933								1003					
Hinchley Wood (HYW)	d					0936								1006					
Hampton Court (HMC)	d		0924								0954								
Thames Ditton (THD)	d		0926								0956								
Surbiton (SUR)	6 d		0932	0938		0941	0946			0957		1002	1008		1011	1016		1027	
Berrylands (BRS)	d		0934									1004							
Shepperton (SHP)	d				0911									0941					
Upper Halliford (UPH)	d				0914									0944					
Sunbury (SUU)	d				0916									0946					
Kempton Park (KMP)	d				0918									0948					
Hampton (HMP)	d				0921									0951					
Fulwell (FLW)	d				0924									0954					
Richmond (RMD)	⊖ d								0928									0958	
St Margarets (SMG)	d								0931									1001	
Twickenham (TWI)	d								0933									1003	
Strawberry Hill (STW)	d								0937									1007	
Teddington (TED)	d				0929				0941				0959					1011	
Hampton Wick (HMW)	d				0931				0944				1001					1014	
Kingston (KNG)	a				0933				0946				1003					1016	
Kingston (KNG)	d				0934				0948				1004					1018	
Norbiton (NBT)	d				0936				0950				1006					1020	
New Malden (NEM)	6 d		0937		0940				0955			1007		1010				1025	
Dorking (DKG)	4 d										0932								
Box Hill & Westhumble (BXW)	d										0935								
Leatherhead (LHD)	d	0910									0940								
Ashted (AHD)	d	0913									0943								
Epsom (EPS)	3 a	0918									0948								
Epsom (EPS)	3 d	0919									0949								
Ewell West (EWW)	d	0922									0952								
Stoneleigh (SNL)	d	0925									0955								
Worcester Park (WCP)	d	0928									0958								
Chessington South (CSS)	d							0934									1004		
Chessington North (CSN)	d							0936									1006		
Tolworth (TOL)	d							0939									1009		
Malden Manor (MAL)	d							0941									1011		
Motspur Park (MOT)	d	0930						0945			1000						1015		
Raynes Park (RAY)	6 d	0934	0940		0943			0949	0958			1004	1010		1013		1019	1028	
Wimbledon (WIM)	⊖ 6 d	0938	0944		0947	0950		0953	1002	1005	1008	1014		1017	1020		1023	1032	1035
Earlsfield (EAD)	d	0942	0947			0954		0957	1005	1008	1012	1017		1024			1027	1035	1038
Clapham Junction (CLJ)	10 d	0946	0951	0950	0954	0958	0958	1001	1009	1012	1016	1021	1020	1024	1028		1031	1039	1042
Vauxhall (VXH)	⊖ d	0951	0956		0959	1003		1006	1014	1017	1021	1026		1029	1033		1036	1044	1047
London Waterloo (WAT)	⊖ 15 a	0955	1001	0958	1005	1007	1009	1010	1019	1022	1025	1031	1028	1035	1037	1039	1040	1049	1052

NOTES (see introductory pages for explanation of train operator codes and standard symbols)

- a Arrival time
d Departure time

- A From London Waterloo via Richmond, see table 160
C From Woking, see table 152
D From Basingstoke, see table 152
F From Alton, see table 152

Dorking, Epsom, Chessington, Guildford, Hampton Court, Surbiton, Shepperton, Kingston and Wimbledon to London

Saturdays

Operator	SW	SW	SW	SW	SW	SW	SW	SW	SW	SW	SW	SW	SW	SW	SW	SW	SW	SW	
Train ID	2D24	2J26	1A28	2H26	2G26	2L30	2M26	2O21	2F26	1D26	2J28	1A30	2H28	2G28	2L32	2M28	2O23	2F28	
Days of operation/Notes			F			D		A	C			F			D		A	C	
1st Class/Reservations/Bus/Ferry			□			□						□			□				
Guildford (GLD)	d	0945			1004									1034					
London Road (Guildford) (LRD)	d	0949			1008									1038					
Clandon (CLA)	d	0954			1013									1043					
Horsley (HSY)	d	0958			1018									1048					
Effingham Junction (EFF)	6 d	1002			1022									1052					
Bookham (BKA)	d	1005																	
Cobham & Stoke D'abernon (CSD)	d				1026									1056					
Oxshott (OXS)	d				1030									1100					
Claygate (CLG)	d				1033									1103					
Hinchley Wood (HYW)	d				1036									1106					
Hampton Court (HMC)	d		1024								1054								
Thames Ditton (THD)	d		1026								1056								
Surbiton (SUR)	6 d		1032	1038		1041	1046			1057		1102	1108		1111	1116		1127	
Berrylands (BRS)	d		1034									1104							
Shepperton (SHP)	d				1011									1041					
Upper Halliford (UPH)	d				1014									1044					
Sunbury (SUU)	d				1016									1046					
Kempton Park (KMP)	d				1018									1048					
Hampton (HMP)	d				1021									1051					
Fulwell (FLW)	d				1024									1054					
Richmond (RMD)	⊖ d								1028									1058	
St Margarets (SMG)	d								1031									1101	
Twickenham (TWI)	d								1033									1103	
Strawberry Hill (STW)	d								1037									1107	
Teddington (TED)	d				1029				1041				1059					1111	
Hampton Wick (HMW)	d				1031				1044				1101					1114	
Kingston (KNG)	a				1033				1046				1103					1116	
Kingston (KNG)	d				1034				1048				1104					1118	
Norbiton (NBT)	d				1036				1050				1106					1120	
New Malden (NEM)	6 d		1037		1040				1055			1107		1110				1125	
Dorking (DKG)	4 d										1032								
Box Hill & Westhumble (BXW)	d										1035								
Leatherhead (LHD)	d	1010									1040								
Ashted (AHD)	d	1013									1043								
Epsom (EPS)	3 a	1018									1048								
Epsom (EPS)	3 d	1019									1049								
Ewell West (EWW)	d	1022									1052								
Stoneleigh (SNL)	d	1025									1055								
Worcester Park (WCP)	d	1028									1058								
Chessington South (CSS)	d							1034									1104		
Chessington North (CSN)	d							1036									1106		
Tolworth (TOL)	d							1039									1109		
Malden Manor (MAL)	d							1041									1111		
Motspur Park (MOT)	d	1030						1045			1100						1115		
Raynes Park (RAY)	6 d	1034	1040		1043			1049	1058		1104	1110		1113			1119	1128	
Wimbledon (WIM)	⊖ 6 d	1038	1044		1047	1050		1053	1102	1105	1108	1114		1117	1120		1123	1132	1135
Earlsfield (EAD)	d	1042	1047			1054		1057	1105	1108	1112	1117			1124		1127	1135	1138
Clapham Junction (CLJ)	10 d	1046	1051	1050	1054	1058	1058	1101	1109	1112	1116	1121	1120	1124	1128		1131	1139	1142
Vauxhall (VXH)	⊖ d	1051	1056		1059	1103		1106	1114	1117	1121	1126		1129	1133		1136	1144	1147
London Waterloo (WAT)	⊖ 15 a	1055	1101	1058	1105	1107	1106	1110	1119	1122	1125	1131	1128	1135	1137	1139	1140	1149	1152

NOTES (see introductory pages for explanation of train operator codes and standard symbols)

- a Arrival time
d Departure time

- A From London Waterloo via Richmond, see table 160
C From Woking, see table 152
D From Basingstoke, see table 152
F From Alton, see table 152

Dorking, Epsom, Chessington, Guildford, Hampton Court, Surbiton, Shepperton, Kingston and Wimbledon to London

Saturdays

Operator	SW	SW	SW	SW	SW	SW	SW	SW	SW	SW	SW	SW	SW	SW	SW	SW	SW	SW	
Train ID	2D28	2J30	1A32	2H30	2G30	2L34	2M30	2O25	2F30	1D30	2J32	1A34	2H32	2G32	2L36	2M32	2O27	2F32	
Days of operation/Notes			F			D		A	C			F			D		A	C	
1st Class/Reservations/Bus/Ferry			□			□						□			□				
Guildford (GLD)	d	1045			1104									1134					
London Road (Guildford) (LRD)	d	1049			1108									1138					
Clandon (CLA)	d	1054			1113									1143					
Horsley (HSY)	d	1058			1118									1148					
Effingham Junction (EFF)	6 d	1102			1122									1152					
Bookham (BKA)	d	1105																	
Cobham & Stoke D'abernon (CSD)	d				1126									1156					
Oxshott (OXS)	d				1130									1200					
Claygate (CLG)	d				1133									1203					
Hinchley Wood (HYW)	d				1136									1206					
Hampton Court (HMC)	d		1124								1154								
Thames Ditton (THD)	d		1126								1156								
Surbiton (SUR)	6 d		1132	1138		1141	1146		1157		1202	1208		1211	1216			1227	
Berrylands (BRS)	d		1134								1204								
Shepperton (SHP)	d				1111									1141					
Upper Halliford (UPH)	d				1114									1144					
Sunbury (SUU)	d				1116									1146					
Kempton Park (KMP)	d				1118									1148					
Hampton (HMP)	d				1121									1151					
Fulwell (FLW)	d				1124									1154					
Richmond (RMD)	⊖ d							1128										1158	
St Margarets (SMG)	d							1131										1201	
Twickenham (TWI)	d							1133										1203	
Strawberry Hill (STW)	d							1137										1207	
Teddington (TED)	d				1129			1141					1159					1211	
Hampton Wick (HMW)	d				1131			1144					1201					1214	
Kingston (KNG)	a				1133			1146					1203					1216	
Kingston (KNG)	d				1134			1148					1204					1218	
Norbiton (NBT)	d				1136			1150					1206					1220	
New Malden (NEM)	6 d		1137	1140				1155			1207		1210					1225	
Dorking (DKG)	4 d									1132									
Box Hill & Westhumble (BXW)	d									1135									
Leatherhead (LHD)	d	1110								1140									
Ashted (AHD)	d	1113								1143									
Epsom (EPS)	3 a	1118								1148									
Epsom (EPS)	3 d	1119								1149									
Ewell West (EWW)	d	1122								1152									
Stoneleigh (SNL)	d	1125								1155									
Worcester Park (WCP)	d	1128								1158									
Chessington South (CSS)	d							1134									1204		
Chessington North (CSN)	d							1136									1206		
Tolworth (TOL)	d							1139									1209		
Malden Manor (MAL)	d							1142									1211		
Motspur Park (MOT)	d	1130						1146			1200						1215		
Raynes Park (RAY)	6 d	1134	1140		1143			1150	1158		1204	1210		1213			1219	1228	
Wimbledon (WIM)	⊖ 6 d	1138	1144		1147	1150		1154	1202	1205	1208	1214		1217	1220		1223	1232	1235
Earlsfield (EAD)	d	1142	1147			1154		1158	1205	1208	1212	1217		1224			1227	1235	1238
Clapham Junction (CLJ)	10 d	1146	1151	1150	1154	1158	1158	1202	1209	1212	1216	1221	1220	1224	1228		1231	1239	1242
Vauxhall (VXH)	⊖ d	1151	1156		1159	1203		1207	1214	1217	1221	1226		1229	1233		1236	1244	1247
London Waterloo (WAT)	⊖ 15 a	1155	1201	1158	1205	1207	1212	1211	1219	1222	1225	1231	1228	1235	1237	1238	1240	1251	1253

NOTES (see introductory pages for explanation of train operator codes and standard symbols)

- a Arrival time
d Departure time

- A From London Waterloo via Richmond, see table 160
C From Woking, see table 152
D From Basingstoke, see table 152
F From Alton, see table 152

Dorking, Epsom, Chessington, Guildford, Hampton Court, Surbiton, Shepperton, Kingston and Wimbledon to London

Saturdays

Operator	SW 2D32	SW 2J34	SW 1A36 F	SW 2H34	SW 2G34	SW 2L38 D	SW 2M34	SW 2O29 A	SW 2F34 C	SW 1D34	SW 2J36	SW 1A38 F	SW 2H36	SW 2G36	SW 2L40 D	SW 2M36	SW 2O31 A	SW 2F36 C	
Guildford (GLD)	d 1145				1204									1234					
London Road (Guildford) (LRD)	d 1149				1208									1238					
Clandon (CLA)	d 1154				1213									1243					
Horsley (HSY)	d 1158				1218									1248					
Effingham Junction (EFF)	6 d 1202				1222									1252					
Bookham (BKA)	d 1205																		
Cobham & Stoke D'abernon (CSD)	d				1226									1256					
Oxshott (OXS)	d				1230									1300					
Claygate (CLG)	d				1233									1303					
Hinchley Wood (HYW)	d				1236									1306					
Hampton Court (HMC)	d	1224									1254								
Thames Ditton (THD)	d	1226									1256								
Surbiton (SUR)	6 d	1232	1238		1241	1246			1257		1302	1308		1311	1316			1327	
Berrylands (BRS)	d	1234									1304								
Shepperton (SHP)	d			1211									1241						
Upper Halliford (UPH)	d			1214									1244						
Sunbury (SUU)	d			1216									1246						
Kempton Park (KMP)	d			1218									1248						
Hampton (HMP)	d			1221									1251						
Fulwell (FLW)	d			1224									1254						
Richmond (RMD)	⊖ d							1228										1258	
St Margarets (SMG)	d							1231										1301	
Twickenham (TWI)	d							1233										1303	
Strawberry Hill (STW)	d							1237										1307	
Teddington (TED)	d			1229				1241					1259					1311	
Hampton Wick (HMW)	d			1231				1244					1301					1314	
Kingston (KNG)	a			1233				1246					1303					1316	
Kingston (KNG)	d			1234				1248					1304					1318	
Norbiton (NBT)	d			1236				1250					1306					1320	
New Malden (NEM)	6 d	1237	1240					1255			1307		1310					1325	
Dorking (DKG)	4 d									1232									
Box Hill & Westhumble (BXW)	d									1235									
Leatherhead (LHD)	d	1210								1240									
Ashted (AHD)	d	1213								1243									
Epsom (EPS)	3 a	1218								1248									
Epsom (EPS)	3 d	1219								1249									
Ewell West (EWW)	d	1222								1252									
Stoneleigh (SNL)	d	1225								1255									
Worcester Park (WCP)	d	1228								1258									
Chessington South (CSS)	d						1234										1304		
Chessington North (CSN)	d						1236										1306		
Tolworth (TOL)	d						1239										1309		
Malden Manor (MAL)	d						1241										1311		
Motspur Park (MOT)	d	1230					1245			1300							1315		
Raynes Park (RAY)	6 d	1234	1240	1243			1249	1258		1304	1310		1313				1319	1328	
Wimbledon (WIM)	⊖ 6 d	1238	1244	1247	1250		1253	1302	1305	1308	1314		1317	1320			1323	1332	1335
Earlsfield (EAD)	d	1242	1247		1254		1257	1305	1308	1312	1317			1324			1327	1335	1338
Clapham Junction (CLJ)	10 d	1246	1251	1250	1254	1258	1301	1309	1312	1316	1321	1320	1324	1328			1331	1339	1342
Vauxhall (VXH)	⊖ d	1251	1256		1259	1303	1306	1314	1317	1321	1326		1329	1333			1336	1344	1347
London Waterloo (WAT)	⊖ 15 a	1255	1302	1258	1305	1307	1310	1319	1322	1325	1331	1328	1335	1337	1339	1340	1349	1352	

NOTES (see introductory pages for explanation of train operator codes and standard symbols)

- a Arrival time
- d Departure time

- A From London Waterloo via Richmond, see table 160
- C From Woking, see table 152
- D From Basingstoke, see table 152
- F From Alton, see table 152

Dorking, Epsom, Chessington, Guildford, Hampton Court, Surbiton, Shepperton, Kingston and Wimbledon to London

Saturdays

Operator	SW	SW	SW	SW	SW	SW	SW	SW	SW	SW	SW	SW	SW	SW	SW	SW	SW	SW	
Train ID	2D36	2J38	1A40	2H38	2G38	2L42	2M38	2O33	2F38	1D38	2J40	1A42	2H40	2G40	2L44	2M40	2O35	2F40	
Days of operation/Notes			F			D		A	C			F			D		A	C	
1st Class/Reservations/Bus/Ferry			□			□						□			□				
Guildford (GLD)	d	1245			1304									1334					
London Road (Guildford) (LRD)	d	1249			1308									1338					
Clandon (CLA)	d	1254			1313									1343					
Horsley (HSY)	d	1258			1318									1348					
Effingham Junction (EFF)	6 d	1302			1322									1352					
Bookham (BKA)	d	1305																	
Cobham & Stoke D'abernon (CSD)	d				1326									1356					
Oxshott (OXS)	d				1330									1400					
Claygate (CLG)	d				1333									1403					
Hinchley Wood (HYW)	d				1336									1406					
Hampton Court (HMC)	d		1324								1354								
Thames Ditton (THD)	d		1326								1356								
Surbiton (SUR)	6 d		1332	1338		1341	1346			1357		1402	1408		1411	1416		1427	
Berrylands (BRS)	d		1334									1404							
Shepperton (SHP)	d				1311									1341					
Upper Halliford (UPH)	d				1314									1344					
Sunbury (SUU)	d				1316									1346					
Kempton Park (KMP)	d				1318									1348					
Hampton (HMP)	d				1321									1351					
Fulwell (FLW)	d				1324									1354					
Richmond (RMD)	6 d								1328									1358	
St Margarets (SMG)	d								1331									1401	
Twickenham (TWI)	d								1333									1403	
Strawberry Hill (STW)	d								1337									1407	
Teddington (TED)	d				1329				1341				1359					1411	
Hampton Wick (HMW)	d				1331				1344				1401					1414	
Kingston (KNG)	a				1333				1346				1403					1416	
Kingston (KNG)	d				1334				1348				1404					1418	
Norbiton (NBT)	d				1336				1350				1406					1420	
New Malden (NEM)	6 d		1337		1340				1355			1407		1410				1425	
Dorking (DKG)	4 d										1332								
Box Hill & Westhumble (BXW)	d										1335								
Leatherhead (LHD)	d	1310									1340								
Ashted (AHD)	d	1313									1343								
Epsom (EPS)	3 a	1318									1348								
Epsom (EPS)	3 d	1319									1349								
Ewell West (EWW)	d	1322									1352								
Stoneleigh (SNL)	d	1325									1355								
Worcester Park (WCP)	d	1328									1358								
Chessington South (CSS)	d							1334									1404		
Chessington North (CSN)	d							1336									1406		
Tolworth (TOL)	d							1339									1409		
Malden Manor (MAL)	d							1341									1411		
Motspur Park (MOT)	d	1330						1345			1400						1415		
Raynes Park (RAY)	6 d	1334	1340		1343			1349	1358		1404	1410		1413			1419	1428	
Wimbledon (WIM)	6 d	1338	1344		1347	1350		1353	1402	1405	1408	1414		1417	1420		1423	1432	1435
Earlsfield (EAD)	d	1342	1347			1354		1357	1405	1408	1412	1417		1424			1427	1435	1438
Clapham Junction (CLJ)	10 d	1346	1351	1350	1354	1358	1358	1401	1409	1412	1416	1421	1420	1424	1428		1431	1439	1442
Vauxhall (VXH)	10 d	1351	1356		1359	1403		1406	1414	1417	1421	1426		1429	1433		1436	1444	1447
London Waterloo (WAT)	10 a	1355	1401	1358	1405	1407	1409	1410	1419	1422	1425	1431	1428	1435	1437	1439	1440	1449	1452





NOTES (see introductory pages for explanation of train operator codes and standard symbols)

- a Arrival time
d Departure time

- A From London Waterloo via Richmond, see table 160
C From Woking, see table 152
D From Basingstoke, see table 152
F From Alton, see table 152

Dorking, Epsom, Chessington, Guildford, Hampton Court, Surbiton, Shepperton, Kingston and Wimbledon to London

Saturdays

Operator	SW	SW	SW	SW	SW	SW	SW	SW	SW	SW	SW	SW	SW	SW	SW	SW	SW	SW	
Train ID	2D40	2J42	1A44	2H42	2G42	2L46	2M42	2O37	2F42	1D42	2J44	1A46	2H44	2G44	2L48	2M44	2O39	2F44	
Days of operation/Notes			F			D		A	C			F			D		A	C	
1st Class/Reservations/Bus/Ferry			□			□						□			□				
Guildford (GLD)	d	1345				1404								1434					
London Road (Guildford) (LRD)	d	1349				1408								1438					
Clandon (CLA)	d	1354				1413								1443					
Horsley (HSY)	d	1358				1418								1448					
Effingham Junction (EFF)	6 d	1402				1422								1452					
Bookham (BKA)	d	1405																	
Cobham & Stoke D'abernon (CSD)	d					1426								1456					
Oxshott (OXS)	d					1430								1500					
Claygate (CLG)	d					1433								1503					
Hinchley Wood (HYW)	d					1436								1506					
Hampton Court (HMC)	d		1424								1454								
Thames Ditton (THD)	d		1426								1456								
Surbiton (SUR)	6 d		1432	1438		1441	1446			1457	1502	1508		1511	1516			1527	
Berrylands (BRS)	d		1434								1504								
Shepperton (SHP)	d				1411								1441						
Upper Halliford (UPH)	d				1414								1444						
Sunbury (SUU)	d				1416								1446						
Kempton Park (KMP)	d				1418								1448						
Hampton (HMP)	d				1421								1451						
Fulwell (FLW)	d				1424								1454						
Richmond (RMD)	 d								1430									1458	
St Margarets (SMG)	d								1432									1501	
Twickenham (TWI)	d								1435									1503	
Strawberry Hill (STW)	d								1439									1507	
Teddington (TED)	d				1429				1442				1459					1511	
Hampton Wick (HMW)	d				1431				1445				1501					1514	
Kingston (KNG)	a				1433				1447				1503					1516	
Kingston (KNG)	d				1434				1448				1504					1518	
Norbiton (NBT)	d				1436				1450				1506					1520	
New Malden (NEM)	6 d		1437		1440				1455			1507	1510					1525	
Dorking (DKG)	4 d										1432								
Box Hill & Westhumble (BXW)	d										1435								
Leatherhead (LHD)	d	1410									1441								
Ashted (AHD)	d	1413									1444								
Epsom (EPS)	3 a	1418									1449								
Epsom (EPS)	3 d	1419									1449								
Ewell West (EWW)	d	1422									1453								
Stoneleigh (SNL)	d	1425									1455								
Worcester Park (WCP)	d	1428									1458								
Chessington South (CSS)	d							1434									1504		
Chessington North (CSN)	d							1436									1506		
Tolworth (TOL)	d							1439									1509		
Malden Manor (MAL)	d							1441									1511		
Motspur Park (MOT)	d	1430						1445			1501						1515		
Raynes Park (RAY)	6 d	1434	1440		1443			1449	1458		1505	1510		1513			1519	1528	
Wimbledon (WIM)	 6 d	1438	1444		1447	1450		1453	1502	1505	1509	1514		1517	1520		1523	1532	1535
Earlsfield (EAD)	d	1442	1447			1454		1457	1505	1508	1512	1517		1524			1527	1535	1538
Clapham Junction (CLJ)	10 d	1446	1451	1450	1454	1458	1458	1501	1509	1512	1516	1521	1520	1524	1528		1531	1539	1542
Vauxhall (VXH)	 d	1451	1456		1459	1503		1506	1514	1517	1521	1526		1529	1533		1536	1544	1547
London Waterloo (WAT)	 15 a	1455	1501	1458	1505	1507	1509	1510	1519	1522	1526	1531	1528	1535	1537	1539	1540	1549	1552

NOTES (see introductory pages for explanation of train operator codes and standard symbols)

- a Arrival time
d Departure time

- A From London Waterloo via Richmond, see table 160
C From Woking, see table 152
D From Basingstoke, see table 152
F From Alton, see table 152

Dorking, Epsom, Chessington, Guildford, Hampton Court, Surbiton, Shepperton, Kingston and Wimbledon to London

Saturdays

Operator	SW	SW	SW	SW	SW	SW	SW	SW	SW	SW	SW	SW	SW	SW	SW	SW	SW	SW		
Train ID	2D44	2J46	1A48	2H46	2G46	2L50	2M46	2O41	2F46	1D46	2J48	1A50	2H48	2G48	2L52	2M48	2O43	2F48		
Days of operation/Notes 1st Class/Reservations/Bus/Ferry			F F			D D		A	C			F F			D D		A	C		
Guildford (GLD)	d	1442				1504								1534						
London Road (Guildford) (LRD)	d	1446				1508								1538						
Clandon (CLA)	d	1451				1513								1543						
Horsley (HSY)	d	1455				1518								1548						
Effingham Junction (EFF)	6 d	1459				1522								1552						
Bookham (BKA)	d	1502																		
Cobham & Stoke D'abernon (CSD)	d					1526								1556						
Oxshott (OXS)	d					1530								1600						
Claygate (CLG)	d					1533								1603						
Hinchley Wood (HYW)	d					1536								1606						
Hampton Court (HMC)	d		1524								1554									
Thames Ditton (THD)	d		1526								1556									
Surbiton (SUR)	6 d		1532	1538		1541	1546			1557	1602	1608		1611	1616			1627		
Berrylands (BRS)	d		1534								1604									
Shepperton (SHP)	d				1511								1541							
Upper Halliford (UPH)	d				1514								1544							
Sunbury (SUU)	d				1516								1546							
Kempton Park (KMP)	d				1518								1548							
Hampton (HMP)	d				1521								1551							
Fulwell (FLW)	d				1524								1554							
Richmond (RMD)	6 d							1528										1558		
St Margarets (SMG)	d							1531										1601		
Twickenham (TWI)	d							1533										1603		
Strawberry Hill (STW)	d							1537										1607		
Teddington (TED)	d				1529			1541					1559					1611		
Hampton Wick (HMW)	d				1531			1544					1601					1614		
Kingston (KNG)	a				1533			1546					1603					1616		
Kingston (KNG)	d				1534			1548					1604					1618		
Norbiton (NBT)	d				1536			1550					1606					1620		
New Malden (NEM)	6 d		1537		1540			1555				1607		1610				1625		
Dorking (DKG)	4 d										1532									
Box Hill & Westhumble (BXW)	d										1535									
Leatherhead (LHD)	d	1507									1540									
Ashted (AHD)	d	1510									1543									
Epsom (EPS)	3 a	1515									1548									
Epsom (EPS)	3 d	1519									1549									
Ewell West (EWW)	d	1522									1552									
Stoneleigh (SNL)	d	1525									1555									
Worcester Park (WCP)	d	1528									1558									
Chessington South (CSS)	d							1534									1604			
Chessington North (CSN)	d							1536									1606			
Tolworth (TOL)	d							1539									1609			
Malden Manor (MAL)	d							1541									1611			
Motspur Park (MOT)	d	1530						1545			1600						1615			
Raynes Park (RAY)	6 d	1534	1540		1543			1549	1558		1604	1610		1613			1619	1628		
Wimbledon (WIM)	6 d	1538	1544		1547	1550		1553	1602	1605	1608	1614		1617			1623	1632	1635	
Earlsfield (EAD)	d	1542	1547			1554		1557	1605	1608	1612	1617					1624	1627	1635	1638
Clapham Junction (CLJ)	10 d	1546	1551	1550	1554	1558	1558	1601	1609	1612	1616	1621	1620	1624	1628		1631	1639	1642	
Vauxhall (VXH)	10 d	1551	1556		1559	1603		1606	1614	1617	1621	1626		1629	1633		1636	1644	1647	
London Waterloo (WAT)	15 a	1555	1601	1558	1605	1607	1609	1610	1619	1622	1625	1631	1628	1635	1637	1636	1640	1649	1652	

NOTES (see introductory pages for explanation of train operator codes and standard symbols)

- a Arrival time
d Departure time

- A From London Waterloo via Richmond, see table 160
C From Woking, see table 152
D From Basingstoke, see table 152
F From Alton, see table 152

Dorking, Epsom, Chessington, Guildford, Hampton Court, Surbiton, Shepperton, Kingston and Wimbledon to London

Saturdays

Operator	SW	SW	SW	SW	SW	SW	SW	SW	SW	SW	SW	SW	SW	SW	SW	SW	SW	SW	
Train ID	2D48	2J50	1A52	2H50	2G50	2L54	2M50	2O45	2F50	1D50	2J52	1A54	2H52	2G52	2L56	2M52	2O47	2F52	
Days of operation/Notes			F			D		A	C			F			D		A	C	
1st Class/Reservations/Bus/Ferry			□			□						□			□				
Guildford (GLD)	d	1545			1604									1634					
London Road (Guildford) (LRD)	d	1549			1608									1638					
Clandon (CLA)	d	1554			1613									1643					
Horsley (HSY)	d	1558			1618									1648					
Effingham Junction (EFF)	6 d	1602			1622									1652					
Bookham (BKA)	d	1605																	
Cobham & Stoke D'abernon (CSD)	d				1626									1656					
Oxshott (OXS)	d				1630									1700					
Claygate (CLG)	d				1633									1703					
Hinchley Wood (HYW)	d				1636									1706					
Hampton Court (HMC)	d		1624							1654									
Thames Ditton (THD)	d		1626							1656									
Surbiton (SUR)	6 d		1632	1638		1641	1646			1657		1702	1708		1711	1716		1727	
Berrylands (BRS)	d		1634									1704							
Shepperton (SHP)	d				1611									1641					
Upper Halliford (UPH)	d				1614									1644					
Sunbury (SUU)	d				1616									1646					
Kempton Park (KMP)	d				1618									1648					
Hampton (HMP)	d				1621									1651					
Fulwell (FLW)	d				1624									1654					
Richmond (RMD)	6 d								1628									1658	
St Margarets (SMG)	d								1631									1701	
Twickenham (TWI)	d								1633									1703	
Strawberry Hill (STW)	d								1637									1707	
Teddington (TED)	d				1629				1641				1659					1711	
Hampton Wick (HMW)	d				1631				1644				1701					1714	
Kingston (KNG)	a				1633				1646				1703					1716	
Kingston (KNG)	d				1634				1648				1704					1718	
Norbiton (NBT)	d				1636				1650				1706					1720	
New Malden (NEM)	6 d		1637		1640				1655			1707	1710					1725	
Dorking (DKG)	4 d										1632								
Box Hill & Westhumble (BXW)	d										1635								
Leatherhead (LHD)	d	1610									1641								
Ashted (AHD)	d	1613									1644								
Epsom (EPS)	3 a	1618									1649								
Epsom (EPS)	3 d	1619									1649								
Ewell West (EWW)	d	1622									1653								
Stoneleigh (SNL)	d	1625									1655								
Worcester Park (WCP)	d	1628									1658								
Chessington South (CSS)	d							1634									1704		
Chessington North (CSN)	d							1636									1706		
Tolworth (TOL)	d							1639									1709		
Malden Manor (MAL)	d							1641									1711		
Motspur Park (MOT)	d	1630						1645			1701						1715		
Raynes Park (RAY)	6 d	1634	1640		1643			1649	1658		1705	1710		1713			1719	1728	
Wimbledon (WIM)	6 d	1638	1644		1647	1650		1653	1702	1705	1709	1714		1717	1720		1723	1732	1735
Earlsfield (EAD)	d	1642	1647			1654		1657	1705	1708	1712	1717		1724			1727	1735	1738
Clapham Junction (CLJ)	10 d	1646	1651	1650	1654	1658	1658	1701	1709	1712	1716	1721	1720	1724	1728		1731	1739	1742
Vauxhall (VXH)	6 d	1651	1656		1659	1703		1706	1714	1717	1721	1726		1729	1733		1736	1744	1747
London Waterloo (WAT)	6 a	1655	1701	1658	1705	1707	1706	1710	1719	1722	1726	1731	1728	1735	1737	1736	1740	1749	1752

NOTES (see introductory pages for explanation of train operator codes and standard symbols)

- a Arrival time
d Departure time

- A From London Waterloo via Richmond, see table 160
C From Woking, see table 152
D From Basingstoke, see table 152
F From Alton, see table 152

Dorking, Epsom, Chessington, Guildford, Hampton Court, Surbiton, Shepperton, Kingston and Wimbledon to London

Saturdays

Operator	SW	SW	SW	SW	SW	SW	SW	SW	SW	SW	SW	SW	SW	SW	SW	SW	SW	SW	
Train ID	2D52	2J54	1A56	2H54	2G54	2L58	2M54	2O49	2F54	1D54	2J56	1A58	2H56	2G56	2L60	2M56	2O51	2F56	
Days of operation/Notes			F			D		A	C			F			D		A	C	
1st Class/Reservations/Bus/Ferry			□			□						□			□				
Guildford (GLD)	d	1645			1704									1734					
London Road (Guildford) (LRD)	d	1649			1708									1738					
Clandon (CLA)	d	1654			1713									1743					
Horsley (HSY)	d	1658			1718									1748					
Effingham Junction (EFF)	6 d	1702			1722									1752					
Bookham (BKA)	d	1705																	
Cobham & Stoke D'abernon (CSD)	d				1726									1756					
Oxshott (OXS)	d				1730									1800					
Claygate (CLG)	d				1733									1803					
Hinchley Wood (HYW)	d				1736									1806					
Hampton Court (HMC)	d		1724								1754								
Thames Ditton (THD)	d		1726								1756								
Surbiton (SUR)	6 d		1732	1738		1741	1746			1757			1802	1808		1811	1816		1827
Berrylands (BRS)	d		1734										1804						
Shepperton (SHP)	d				1711									1741					
Upper Halliford (UPH)	d				1714									1744					
Sunbury (SUU)	d				1716									1746					
Kempton Park (KMP)	d				1718									1748					
Hampton (HMP)	d				1721									1751					
Fulwell (FLW)	d				1724									1754					
Richmond (RMD)	6 d								1728										1758
St Margarets (SMG)	d								1731										1801
Twickenham (TWI)	d								1733										1803
Strawberry Hill (STW)	d								1737										1807
Teddington (TED)	d				1729				1741					1759					1811
Hampton Wick (HMW)	d				1731				1744					1801					1814
Kingston (KNG)	a				1733				1746					1803					1816
Kingston (KNG)	d				1734				1748					1804					1818
Norbton (NBT)	d				1736				1750					1806					1820
New Malden (NEM)	6 d		1737		1740				1755				1807	1810					1825
Dorking (DKG)	4 d										1732								
Box Hill & Westhumble (BXW)	d										1735								
Leatherhead (LHD)	d	1710									1740								
Ashted (AHD)	d	1713									1743								
Epsom (EPS)	3 a	1718									1748								
Epsom (EPS)	3 d	1719									1749								
Ewell West (EWW)	d	1722									1752								
Stoneleigh (SNL)	d	1725									1755								
Worcester Park (WCP)	d	1728									1758								
Chessington South (CSS)	d							1734									1804		
Chessington North (CSN)	d							1736									1806		
Tolworth (TOL)	d							1739									1809		
Malden Manor (MAL)	d							1741									1811		
Motspur Park (MOT)	d	1730						1745			1800						1815		
Raynes Park (RAY)	6 d	1734	1740		1743			1749	1758		1804	1810		1813			1819	1828	
Wimbledon (WIM)	6 d	1738	1744		1747	1750		1753	1802	1805	1808	1814		1817	1820		1823	1832	1835
Earlsfield (EAD)	d	1742	1747			1754		1757	1805	1808	1812	1817			1824		1827	1835	1838
Clapham Junction (CLJ)	10 d	1746	1751	1750	1754	1758	1758	1801	1809	1812	1816	1821	1820	1824	1828		1831	1839	1842
Vauxhall (VXH)	6 d	1751	1756		1759	1803		1806	1814	1817	1821	1826		1829	1833		1836	1844	1847
London Waterloo (WAT)	6 a	1755	1801	1758	1805	1807	1806	1810	1819	1822	1825	1831	1828	1835	1837	1839	1840	1849	1852





NOTES (see introductory pages for explanation of train operator codes and standard symbols)

- a Arrival time
d Departure time

- A From London Waterloo via Richmond, see table 160
C From Woking, see table 152
D From Basingstoke, see table 152
F From Alton, see table 152

Dorking, Epsom, Chessington, Guildford, Hampton Court, Surbiton, Shepperton, Kingston and Wimbledon to London

Saturdays

Operator	SW	SW	SW	SW	SW	SW	SW	SW	SW	SW	SW	SW	SW	SW	SW	SW	SW	SW	
Train ID	2D56	2J58	1A60	2H58	2G58	2L62	2M58	2O53	2F58	1D58	2J60	1A62	2H60	2G60	2L64	2M60	2O55	2F60	
Days of operation/Notes			F			D		A	C			F			D		A	C	
1st Class/Reservations/Bus/Ferry			□			□						□			□				
Guildford (GLD)	d	1745			1804									1834					
London Road (Guildford) (LRD)	d	1749			1808									1838					
Clandon (CLA)	d	1754			1813									1843					
Horsley (HSY)	d	1758			1818									1848					
Effingham Junction (EFF)	6 d	1802			1822									1852					
Bookham (BKA)	d	1805																	
Cobham & Stoke D'abernon (CSD)	d				1826									1856					
Oxshott (OXS)	d				1830									1900					
Claygate (CLG)	d				1833									1903					
Hinchley Wood (HYW)	d				1836									1906					
Hampton Court (HMC)	d		1824								1854								
Thames Ditton (THD)	d		1826								1856								
Surbiton (SUR)	6 d		1832	1838		1841	1847			1857		1902	1908		1911	1916		1927	
Berrylands (BRS)	d		1834									1904							
Shepperton (SHP)	d				1811									1841					
Upper Halliford (UPH)	d				1814									1844					
Sunbury (SUU)	d				1816									1846					
Kempton Park (KMP)	d				1818									1848					
Hampton (HMP)	d				1821									1851					
Fulwell (FLW)	d				1824									1854					
Richmond (RMD)	 d								1828									1858	
St Margarets (SMG)	d								1831									1901	
Twickenham (TWI)	d								1833									1903	
Strawberry Hill (STW)	d								1837									1907	
Teddington (TED)	d				1829				1841				1859					1911	
Hampton Wick (HMW)	d				1831				1844				1901					1914	
Kingston (KNG)	a				1833				1846				1903					1916	
Kingston (KNG)	d				1834				1848				1904					1918	
Norbiton (NBT)	d				1836				1850				1906					1920	
New Malden (NEM)	6 d		1837		1840				1855			1907		1910				1925	
Dorking (DKG)	4 d										1832								
Box Hill & Westhumble (BXW)	d										1835								
Leatherhead (LHD)	d	1810									1841								
Ashted (AHD)	d	1813									1844								
Epsom (EPS)	3 a	1818									1849								
Epsom (EPS)	3 d	1819									1849								
Ewell West (EWW)	d	1822									1853								
Stoneleigh (SNL)	d	1825									1855								
Worcester Park (WCP)	d	1828									1858								
Chessington South (CSS)	d							1834									1904		
Chessington North (CSN)	d							1836									1906		
Tolworth (TOL)	d							1839									1909		
Malden Manor (MAL)	d							1841									1911		
Motspur Park (MOT)	d	1830						1845			1901						1915		
Raynes Park (RAY)	6 d	1834	1840		1843			1849	1858		1905	1910		1913			1919	1928	
Wimbledon (WIM)	 6 d	1838	1844		1847	1850		1853	1902	1905	1909	1914		1917			1923	1932	1935
Earlsfield (EAD)	d	1842	1847			1854		1857	1905	1908	1912	1917		1924			1927	1935	1938
Clapham Junction (CLJ)	10 d	1846	1851	1850	1854	1858	1858	1901	1909	1912	1916	1921	1920	1924	1928		1931	1939	1942
Vauxhall (VXH)	 d	1851	1856		1859	1903		1906	1914	1917	1921	1926		1929	1933		1936	1944	1947
London Waterloo (WAT)	 15 a	1855	1901	1858	1905	1907	1906	1910	1919	1922	1926	1931	1928	1935	1937	1939	1940	1949	1952

NOTES (see introductory pages for explanation of train operator codes and standard symbols)

- a Arrival time
d Departure time

- A From London Waterloo via Richmond, see table 160
C From Woking, see table 152
D From Basingstoke, see table 152
F From Alton, see table 152

Dorking, Epsom, Chessington, Guildford, Hampton Court, Surbiton, Shepperton, Kingston and Wimbledon to London

Saturdays

Operator	SW	SW	SW	SW	SW	SW	SW	SW	SW	SW	SW	SW	SW	SW	SW	SW	SW	SW	
Train ID	2D60	2J62	1A64	2H62	2G62	2L66	2M62	2O57	2F62	1D62	2J64	1A66	2H64	2G64	2L68	2M64	2O59	2F64	
Days of operation/Notes			F			D		A	C			F			D		A	C	
1st Class/Reservations/Bus/Ferry			□			□						□			□				
Guildford (GLD)	d	1845			1904									1934					
London Road (Guildford) (LRD)	d	1849			1908									1938					
Clandon (CLA)	d	1854			1913									1943					
Horsley (HSY)	d	1858			1918									1948					
Effingham Junction (EFF)	6 d	1902			1922									1952					
Bookham (BKA)	d	1905																	
Cobham & Stoke D'abernon (CSD)	d				1926									1956					
Oxshott (OXS)	d				1930									2000					
Claygate (CLG)	d				1933									2003					
Hinchley Wood (HYW)	d				1936									2006					
Hampton Court (HMC)	d		1924								1954								
Thames Ditton (THD)	d		1926								1956								
Surbiton (SUR)	6 d		1932	1938		1941	1946			1957		2002	2008		2011	2016		2027	
Berrylands (BRS)	d		1934									2004							
Shepperton (SHP)	d				1911									1941					
Upper Halliford (UPH)	d				1914									1944					
Sunbury (SUU)	d				1916									1946					
Kempton Park (KMP)	d				1918									1948					
Hampton (HMP)	d				1921									1951					
Fulwell (FLW)	d				1924									1954					
Richmond (RMD)	6 d								1928									1958	
St Margarets (SMG)	d								1931									2001	
Twickenham (TWI)	d								1933									2003	
Strawberry Hill (STW)	d								1937									2007	
Teddington (TED)	d				1929				1941				1959					2011	
Hampton Wick (HMW)	d				1931				1944				2001					2014	
Kingston (KNG)	a				1933				1946				2003					2016	
Kingston (KNG)	d				1934				1948				2004					2018	
Norbiton (NBT)	d				1936				1950				2006					2020	
New Malden (NEM)	6 d		1937		1940				1955				2010					2025	
Dorking (DKG)	4 d										1932								
Box Hill & Westhumble (BXW)	d										1935								
Leatherhead (LHD)	d	1910									1940								
Ashted (AHD)	d	1913									1943								
Epsom (EPS)	3 a	1918									1948								
Epsom (EPS)	3 d	1919									1949								
Ewell West (EWW)	d	1922									1952								
Stoneleigh (SNL)	d	1925									1955								
Worcester Park (WCP)	d	1928									1958								
Chessington South (CSS)	d							1934									2004		
Chessington North (CSN)	d							1936									2006		
Tolworth (TOL)	d							1939									2009		
Malden Manor (MAL)	d							1941									2011		
Motspur Park (MOT)	d	1930						1945			2000						2015		
Raynes Park (RAY)	6 d	1934	1940		1943			1949	1958		2004	2010		2013			2019	2028	
Wimbledon (WIM)	6 d	1938	1944		1947	1950		1953	2002	2005	2008	2014		2017	2020		2023	2032	2035
Earlsfield (EAD)	d	1942	1947			1954		1957	2005	2008	2012	2017			2024		2027	2035	2038
Clapham Junction (CLJ)	10 d	1946	1951	1950	1954	1958	1958	2001	2009	2012	2016	2021	2020	2024	2028		2031	2039	2042
Vauxhall (VXH)	15 d	1951	1956		1959	2003		2006	2014	2017	2021	2026		2029	2033		2036	2044	2047
London Waterloo (WAT)	15 a	1955	2001	1958	2005	2007	2006	2010	2019	2022	2025	2031	2028	2035	2037	2039	2040	2049	2052





NOTES (see introductory pages for explanation of train operator codes and standard symbols)

- a Arrival time
d Departure time

- A From London Waterloo via Richmond, see table 160
C From Woking, see table 152
D From Basingstoke, see table 152
F From Alton, see table 152

Dorking, Epsom, Chessington, Guildford, Hampton Court, Surbiton, Shepperton, Kingston and Wimbledon to London

Saturdays

Operator	SW	SW	SW	SW	SW	SW	SW	SW	SW	SW	SW	SW	SW	SW	SW	SW	SW	SW	
Train ID	2D64	2J66	1A68	2H66	2G66	2L70	2M66	2O61	2F66	1D66	2J68	1A70	2H68	2G68	2L72	2M68	2O63	2F68	
Days of operation/Notes			F			D		A	C			F			D		A	C	
1st Class/Reservations/Bus/Ferry			□			□						□			□				
Guildford (GLD)	d	1945			2004									2034					
London Road (Guildford) (LRD)	d	1949			2008									2038					
Clandon (CLA)	d	1954			2013									2043					
Horsley (HSY)	d	1958			2018									2048					
Effingham Junction (EFF)	6 d	2002			2022									2052					
Bookham (BKA)	d	2005																	
Cobham & Stoke D'abernon (CSD)	d				2026									2056					
Oxshott (OXS)	d				2030									2100					
Claygate (CLG)	d				2033									2103					
Hinchley Wood (HYW)	d				2036									2106					
Hampton Court (HMC)	d		2024									2054							
Thames Ditton (THD)	d		2026									2056							
Surbiton (SUR)	6 d		2032	2038		2041	2046			2057		2102	2108		2111	2116		2127	
Berrylands (BRS)	d		2034									2104							
Shepperton (SHP)	d				2011									2041					
Upper Halliford (UPH)	d				2014									2044					
Sunbury (SUU)	d				2016									2046					
Kempton Park (KMP)	d				2018									2048					
Hampton (HMP)	d				2021									2051					
Fulwell (FLW)	d				2024									2054					
Richmond (RMD)	 d								2028									2058	
St Margarets (SMG)	d								2031									2101	
Twickenham (TWI)	d								2033									2103	
Strawberry Hill (STW)	d								2037									2107	
Teddington (TED)	d				2029				2041				2059					2111	
Hampton Wick (HMW)	d				2031				2044				2101					2114	
Kingston (KNG)	a				2033				2046				2103					2116	
Kingston (KNG)	d				2034				2048				2104					2118	
Norbiton (NBT)	d				2036				2050				2106					2120	
New Malden (NEM)	6 d		2037		2040				2055			2107		2110				2125	
Dorking (DKG)	4 d										2032								
Box Hill & Westhumble (BXW)	d										2035								
Leatherhead (LHD)	d	2010									2040								
Ashted (AHD)	d	2013									2043								
Epsom (EPS)	3 a	2018									2048								
Epsom (EPS)	3 d	2019									2049								
Ewell West (EWW)	d	2022									2052								
Stoneleigh (SNL)	d	2025									2055								
Worcester Park (WCP)	d	2028									2058								
Chessington South (CSS)	d							2034									2104		
Chessington North (CSN)	d							2036									2106		
Tolworth (TOL)	d							2039									2109		
Malden Manor (MAL)	d							2041									2111		
Motspur Park (MOT)	d	2030						2045			2100						2115		
Raynes Park (RAY)	6 d	2034	2040		2043			2049	2058		2104	2110		2113			2119	2128	
Wimbledon (WIM)	 6 d	2038	2044		2047	2050		2053	2102	2105	2108	2114		2117	2120		2123	2132	2135
Earlsfield (EAD)	d	2042	2047			2054		2057	2105	2108	2112	2117			2124		2127	2135	2138
Clapham Junction (CLJ)	10 d	2046	2051	2050	2054	2058	2059	2101	2109	2112	2116	2121	2120	2124	2128		2131	2139	2142
Vauxhall (VXH)	 d	2051	2056		2059	2103		2106	2114	2117	2121	2126		2129	2133		2136	2144	2147
London Waterloo (WAT)	 15 a	2055	2101	2058	2105	2107	2107	2110	2119	2122	2125	2131	2128	2135	2137	2139	2140	2149	2152

NOTES (see introductory pages for explanation of train operator codes and standard symbols)

- a Arrival time
d Departure time

- A From London Waterloo via Richmond, see table 160
C From Woking, see table 152
D From Basingstoke, see table 152
F From Alton, see table 152

Dorking, Epsom, Chessington, Guildford, Hampton Court, Surbiton, Shepperton, Kingston and Wimbledon to London

Saturdays

Operator	SW	SW	SW	SW	SW	SW	SW	SW	SW	SW	SW	SW	SW	SW	SW	SW	SW	SW	
Train ID	2D68	2J70	1A72	2H70	2G70	2L74	2M70	2O65	2F70	1D70	2J72	1A74	2H72	2G72	2T62	2M72	2O67	2F72	
Days of operation/Notes			F			D		A	C			F			B		A	C	
1st Class/Reservations/Bus/Ferry			□			□						□			□				
Guildford (GLD)	d	2045			2104									2134					
London Road (Guildford) (LRD)	d	2049			2108									2138					
Clandon (CLA)	d	2054			2113									2143					
Horsley (HSY)	d	2058			2118									2148					
Effingham Junction (EFF)	6 d	2102			2122									2152					
Bookham (BKA)	d	2105																	
Cobham & Stoke D'abernon (CSD)	d				2126									2156					
Oxshott (OXS)	d				2130									2200					
Claygate (CLG)	d				2133									2203					
Hinchley Wood (HYW)	d				2136									2206					
Hampton Court (HMC)	d		2124								2154								
Thames Ditton (THD)	d		2126								2156								
Surbiton (SUR)	6 d		2132	2138		2141	2146			2157		2202	2209		2213	2216		2227	
Berrylands (BRS)	d		2134									2204							
Shepperton (SHP)	d				2111									2141					
Upper Halliford (UPH)	d				2114									2144					
Sunbury (SUU)	d				2116									2146					
Kempton Park (KMP)	d				2118									2148					
Hampton (HMP)	d				2121									2151					
Fulwell (FLW)	d				2124									2154					
Richmond (RMD)	⊖ d								2128									2158	
St Margarets (SMG)	d								2131									2201	
Twickenham (TWI)	d								2133									2203	
Strawberry Hill (STW)	d								2137									2207	
Teddington (TED)	d				2129				2141				2159					2211	
Hampton Wick (HMW)	d				2131				2144				2201					2214	
Kingston (KNG)	a				2133				2146				2203					2216	
Kingston (KNG)	d				2134				2148				2204					2218	
Norbiton (NBT)	d				2136				2150				2206					2220	
New Malden (NEM)	6 d		2137		2140				2155			2207		2210				2225	
Dorking (DKG)	4 d										2132								
Box Hill & Westhumble (BXW)	d										2135								
Leatherhead (LHD)	d	2110									2140								
Ashted (AHD)	d	2113									2143								
Epsom (EPS)	3 a	2118									2148								
Epsom (EPS)	3 d	2119									2149								
Ewell West (EWW)	d	2122									2152								
Stoneleigh (SNL)	d	2125									2155								
Worcester Park (WCP)	d	2128									2158								
Chessington South (CSS)	d							2134									2204		
Chessington North (CSN)	d							2136									2206		
Tolworth (TOL)	d							2139									2209		
Malden Manor (MAL)	d							2141									2211		
Motspur Park (MOT)	d	2130						2145			2200						2215		
Raynes Park (RAY)	6 d	2134	2140		2143			2149	2158		2204	2210		2213			2220	2228	
Wimbledon (WIM)	⊖ 6 d	2138	2144		2147	2150		2153	2202	2205	2208	2214		2217	2220		2224	2232	2235
Earlsfield (EAD)	d	2142	2147			2154		2157	2205	2208	2212	2217		2224			2227	2235	2238
Clapham Junction (CLJ)	10 d	2146	2151	2150	2154	2158	2200	2201	2209	2212	2216	2221	2221	2224	2228		2231	2239	2242
Vauxhall (VXH)	⊖ d	2151	2156		2159	2203		2206	2214	2217	2221	2226		2229	2233		2236	2244	2247
London Waterloo (WAT)	⊖ 15 a	2155	2201	2158	2205	2207	2208	2210	2219	2222	2225	2232	2230	2235	2239	2239	2241	2249	2254

NOTES (see introductory pages for explanation of train operator codes and standard symbols)

- a Arrival time
d Departure time

- A From London Waterloo via Richmond, see table 160
B From Portsmouth Harbour, see table 155
C From Woking, see table 152
D From Basingstoke, see table 152
F From Alton, see table 152

Dorking, Epsom, Chessington, Guildford, Hampton Court, Surbiton, Shepperton, Kingston and Wimbledon to London

Saturdays

Operator	SW	SW	SW	SW	SW	SW	SW	SW	SW	SW	SW	SW	SW	SW	SW	SW	SW	SW	
Train ID	2D72	2J74	1A76	2H74	2G74	2L78	2M74	2O69	2F74	1D74	2J76	1A78	2H76	2G76	2T64	2M76	2O71	2F80	
Days of operation/Notes			F			D		A	C			F			B		A	C	
1st Class/Reservations/Bus/Ferry			□			□						□			□				
Guildford (GLD)	d	2145				2204								2234					
London Road (Guildford) (LRD)	d	2149				2208								2238					
Clandon (CLA)	d	2154				2213								2243					
Horsley (HSY)	d	2158				2218								2248					
Effingham Junction (EFF)	6 d	2202				2222								2252					
Bookham (BKA)	d	2205																	
Cobham & Stoke D'abernon (CSD)	d					2226								2256					
Oxshott (OXS)	d					2230								2300					
Claygate (CLG)	d					2233								2303					
Hinchley Wood (HYW)	d					2236								2306					
Hampton Court (HMC)	d		2224								2254								
Thames Ditton (THD)	d		2226								2256								
Surbiton (SUR)	6 d		2232	2238		2242	2246			2257		2302	2308		2311	2316		2327	
Berrylands (BRS)	d		2234									2304							
Shepperton (SHP)	d				2211									2241					
Upper Halliford (UPH)	d				2214									2244					
Sunbury (SUU)	d				2216									2246					
Kempton Park (KMP)	d				2218									2248					
Hampton (HMP)	d				2221									2251					
Fulwell (FLW)	d				2224									2254					
Richmond (RMD)	6 d							2228										2258	
St Margarets (SMG)	d							2231										2301	
Twickenham (TWI)	d							2233										2303	
Strawberry Hill (STW)	d							2237										2307	
Teddington (TED)	d				2229			2241					2259					2311	
Hampton Wick (HMW)	d				2231			2244					2301					2314	
Kingston (KNG)	a				2233			2246					2303					2316	
Kingston (KNG)	d				2234			2248					2304					2318	
Norbiton (NBT)	d				2236			2250					2306					2320	
New Malden (NEM)	6 d		2237		2240			2255			2307		2310					2325	
Dorking (DKG)	4 d									2232									
Box Hill & Westhumble (BXW)	d									2235									
Leatherhead (LHD)	d	2210								2240									
Ashted (AHD)	d	2213								2243									
Epsom (EPS)	3 a	2218								2248									
Epsom (EPS)	3 d	2219								2249									
Ewell West (EWW)	d	2222								2252									
Stoneleigh (SNL)	d	2225								2255									
Worcester Park (WCP)	d	2228								2258									
Chessington South (CSS)	d							2234									2304		
Chessington North (CSN)	d							2236									2306		
Tolworth (TOL)	d							2239									2309		
Malden Manor (MAL)	d							2241									2311		
Motspur Park (MOT)	d	2230						2245			2300						2315		
Raynes Park (RAY)	6 d	2234	2240		2243			2249	2258		2304	2310		2313			2319	2328	
Wimbledon (WIM)	6 d	2238	2244		2247	2250		2253	2302	2305	2308	2314		2317	2320		2323	2332	2335
Earlsfield (EAD)	d	2242	2247			2254		2257	2305	2308	2312	2317			2324		2327	2336	2338
Clapham Junction (CLJ)	10 d	2246	2251	2252	2254	2258	2258	2301	2309	2312	2316	2321	2319	2324	2328		2331	2340	2342
Vauxhall (VXH)	10 d	2251	2256		2259	2303		2306	2314	2317	2321	2326		2329	2333		2336	2345	2347
London Waterloo (WAT)	15 a	2258	2302	2301	2304	2310	2309	2312	2319	2322	2330	2332	2328	2335	2340	2334	2342	2349	2352

NOTES (see introductory pages for explanation of train operator codes and standard symbols)

- a Arrival time
d Departure time

- A From London Waterloo via Richmond, see table 160
B From Portsmouth Harbour, see table 155
C From Woking, see table 152
D From Basingstoke, see table 152
F From Alton, see table 152

Dorking, Epsom, Chessington, Guildford, Hampton Court, Surbiton, Shepperton, Kingston and Wimbledon to London

Saturdays

Operator Train ID Days of operation/Notes 1st Class/Reservations/Bus/Ferry	SW 2D78	SW 2J78	SW 1A80 F	SW 2H78	SW 2G78	SW 2L82 D	SW 2M96	SW 2O73 A	SW 1D78	SW 2F82 SUM C	SW 2H80	SW 2G80	SW 2P82 B	SW 2J98	SW 2O75 A	SW 2D92	SW 2M98 SUM	SW 2B84 SUM H
Guildford (GLD)	d	2246			2304							2334	2340			2346		
London Road (Guildford) (LRD)	d	2250			2308							2338				2350		
Clandon (CLA)	d	2255			2313							2343				2355		
Horsley (HSY)	d	2259			2318							2348				2359		
Effingham Junction (EFF)	6 d	2303			2322							2352				0003		
Bookham (BKA)	d	2306														0006		
Cobham & Stoke D'abernon (CSD)	d				2326							2356						
Oxshott (OXS)	d				2330							2359						
Claygate (CLG)	d				2333							0003						
Hinchley Wood (HYW)	d				2336							0006						
Hampton Court (HMC)	d		2324											2359				
Thames Ditton (THD)	d		2326											0002				
Surbiton (SUR)	6 d		2332	2338	2341	2344				0002		0011	0008	0012				0040
Berrylands (BRS)	d		2334		2343									0014				
Shepperton (SHP)	d			2311								2341						
Upper Halliford (UPH)	d			2314								2344						
Sunbury (SUU)	d			2316								2346						
Kempton Park (KMP)	d			2318								2348						
Hampton (HMP)	d			2321								2351						
Fulwell (FLW)	d			2324								2354						
Richmond (RMD)	⊖ d							2328							2358			
St Margarets (SMG)	d							2331							0001			
Twickenham (TWI)	d							2333							0004			
Strawberry Hill (STW)	d							2337							0009			
Teddington (TED)	d			2329				2341			2359				0012			
Hampton Wick (HMW)	d			2331				2344			0002				0014			
Kingston (KNG)	a			2333				2346			0004				0016			
Kingston (KNG)	d			2334				2348			0004				0017			
Norbiton (NBT)	d			2336				2350			0006				0019			
New Malden (NEM)	6 d		2337	2340	2346			2355			0010			0017	0023			
Dorking (DKG)	4 d								2332									
Box Hill & Westhumble (BXW)	d								2335									
Leatherhead (LHD)	d	2311							2340						0011			
Ashtead (AHD)	d	2314							2343						0014			
Epsom (EPS)	3 a	2319							2348						0019			
Epsom (EPS)	3 d	2319							2349						0019			
Ewell West (EWW)	d	2322							2352						0023			
Stoneleigh (SNL)	d	2325							2355						0025			
Worcester Park (WCP)	d	2328							2358						0028			
Chessington South (CSS)	d						2341										0027	
Chessington North (CSN)	d						2343										0029	
Tolworth (TOL)	d						2346										0032	
Malden Manor (MAL)	d						2348										0034	
Motspur Park (MOT)	d	2330					2352		0001						0031		0038	
Raynes Park (RAY)	6 d	2334	2340		2343	2349	2356	2358	0004		0012			0020	0025	0035	0041	
Wimbledon (WIM)	⊖ 6 d	2338	2344		2347	2353	2359a	0002	0008	0011	0017	0021	0016	0023a	0030	0038a	0045a	0048
Earlsfield (EAD)	d	2342	2347		2356			0006	0012	0015	0020	0024			0033			
Clapham Junction (CLJ)	10 d	2346	2351	2354	2354	0001	2358	0010	0016	0019	0024	0028	0022		0037			0054
Vauxhall (VXH)	⊖ d	2351	2356		2359	0006		0015	0021	0024	0029	0033			0042			
London Waterloo (WAT)	⊖ 15 a	2359	0001	0003	0004	0010	0006	0019	0025	0033	0034	0038	0030		0048			0104

NOTES (see introductory pages for explanation of train operator codes and standard symbols)

a Arrival time
d Departure time

A From London Waterloo via Richmond, see table 160
B From Portsmouth Harbour, see table 155
C From Woking, see table 152
D From Basingstoke, see table 152
F From Alton, see table 152
H From Poole, see table 154

SUM Sunday mornings

Dorking, Epsom, Chessington, Guildford, Hampton Court, Surbiton, Shepperton, Kingston and Wimbledon to London

Sundays

Operator	SW 2G78	SW 2073 A	SW 1D78	SW 2F82 H H	SW 2H80	SW 2P82 C C	SW 2G80	SW 2J98	SW 2O75 A	SW 2D92	SW 2M98	SW 2O77	SW 2B84 D D	SW 2O79	SW 2D06	SW 2D08	SW 2F10 H	SW 2O05 A
Guildford (GLD)	d																	
London Road (Guildford) (LRD)	d																	
Clandon (CLA)	d																	
Horsley (HSY)	d																	
Effingham Junction (EFF)	6 d									0003								
Bookham (BKA)	d									0006								
Cobham & Stoke D'abernon (CSD)	d																	
Oxshott (OXS)	d																	
Claygate (CLG)	d						0003											
Hinchley Wood (HYW)	d						0006											
Hampton Court (HMC)	d																	
Thames Ditton (THD)	d							0002										
Surbiton (SUR)	6 d			0002		0008	0011	0012					0040				0700	
Berrylands (BRS)	d							0014										
Shepperton (SHP)	d																	
Upper Halliford (UPH)	d																	
Sunbury (SUU)	d																	
Kempton Park (KMP)	d																	
Hampton (HMP)	d																	
Fulwell (FLW)	d																	
Richmond (RMD)	d											0029		0058				0640
St Margarets (SMG)	d								0001			0032		0101				0642
Twickenham (TWI)	d								0004			0034		0103				0645
Strawberry Hill (STW)	d								0009			0038s		0107s				0649
Teddington (TED)	d								0012			0041s		0110s				0655c
Hampton Wick (HMW)	d				0002				0014			0044s		0113s				0657
Kingston (KNG)	a				0004				0016			0047		0117				0659
Kingston (KNG)	d				0004				0017									0704
Norbiton (NBT)	d				0006				0019									0706
New Malden (NEM)	6 d				0010			0017	0023									0710
Dorking (DKG)	4 d																	
Box Hill & Westhumble (BXW)	d																	
Leatherhead (LHD)	d									0011								
Ashted (AHD)	d									0014								
Epsom (EPS)	3 a									0019								
Epsom (EPS)	3 d									0019								
Ewell West (EWW)	d									0023								
Stoneleigh (SNL)	d									0025								
Worcester Park (WCP)	d									0028								
Chessington South (CSS)	d										0027							
Chessington North (CSN)	d										0029							
Tolworth (TOL)	d										0032							
Malden Manor (MAL)	d										0034							
Motspur Park (MOT)	d			0001						0031	0038							
Raynes Park (RAY)	6 d			0004		0012		0020	0025	0035	0041							0713
Wimbledon (WIM)	6 d		0002	0008	0011	0017	0016	0021	0023a	0030	0038a	0045a	0048		0612	0642	0708	0717
Earlsfield (EAD)	d		0006	0012	0015	0020		0024		0033						0646	0711	0720
Clapham Junction (CLJ)	10 d	0001	0010	0016	0019	0024	0022	0028		0037			0054		0620	0650	0715	0724
Vauxhall (VXH)	d	0006	0015	0021	0024	0029		0033		0042					0625	0655	0720	0729
London Waterloo (WAT)	15 a	0010	0019	0025	0033	0034	0030	0038		0048			0104		0631	0701	0727	0736

NOTES (see introductory pages for explanation of train operator codes and standard symbols)

- a Arrival time
- d Departure time
- s Stops to set down only
- c Arrives 3 minutes earlier

- A From London Waterloo via Richmond, see table 160
- C From Portsmouth Harbour, see table 155
- D From Poole, see table 154
- H From Woking, see table 152

Dorking, Epsom, Chessington, Guildford, Hampton Court, Surbiton, Shepperton, Kingston and Wimbledon to London

Sundays

Operator Train ID Days of operation/Notes 1st Class/Reservations/Bus/Ferry	SW 2J12	SW 2F12	SW 2D12	SW 2H14	SW 2J14	SW 2F14	SW 2D14	SW 2O09 A	SW 2L20 E I	SW 2J16	SW 2M16	SW 2G16	SW 2F16	SW 2D16	SW 2H18	SW 2J18	SW 2M18	SW 2D18
Guildford (GLD)	d	0657				0724						0750	0757					0820
London Road (Guildford) (LRD)	d											0754						0824
Clandon (CLA)	d											0759						0829
Horsley (HSY)	d											0803						0833
Effingham Junction (EFF)	6 d											0806						0836
Bookham (BKA)	d																	0839
Cobham & Stoke D'abernon (CSD)	d											0810						
Oxshott (OXS)	d											0813						
Claygate (CLG)	d											0816						
Hinchley Wood (HYW)	d											0819						
Hampton Court (HMC)	d				0735					0805						0835		
Thames Ditton (THD)	d				0737					0807						0837		
Surbiton (SUR)	6 d		0730		0743	0800			0810	0812		0824	0830				0842	
Berrylands (BRS)	d				0745					0815							0845	
Shepperton (SHP)	d			0711												0811		
Upper Halliford (UPH)	d			0714												0814		
Sunbury (SUU)	d			0716												0816		
Kempton Park (KMP)	d			0718												0818		
Hampton (HMP)	d			0721												0821		
Fulwell (FLW)	d			0724												0824		
Richmond (RMD)	d							0740										
St Margarets (SMG)	d							0742										
Twickenham (TWI)	d							0745										
Strawberry Hill (STW)	d							0749										
Teddington (TED)	d			0729				0755c							0829			
Hampton Wick (HMW)	d			0731				0757							0831			
Kingston (KNG)	a			0733				0759							0833			
Kingston (KNG)	d			0734				0804							0834			
Norbiton (NBT)	d			0736				0806							0836			
New Malden (NEM)	6 d			0740	0748			0810		0818					0840	0848		
Dorking (DKG)	4 d																	
Box Hill & Westhumble (BXW)	d																	
Leatherhead (LHD)	d																	0845
Ashted (AHD)	d																	0848
Epsom (EPS)	3 a																	0853
Epsom (EPS)	3 d			0723			0753							0824				0853
Ewell West (EWW)	d			0726			0756							0827				0857
Stoneleigh (SNL)	d			0729			0759							0830				0859
Worcester Park (WCP)	d			0732			0802							0833				0902
Chessington South (CSS)	d											0809						0839
Chessington North (CSN)	d											0811						0841
Tolworth (TOL)	d											0814						0844
Malden Manor (MAL)	d											0816						0846
Motspur Park (MOT)	d			0734			0804					0820		0835				0850 0905
Raynes Park (RAY)	6 d			0738	0743	0751	0808	0813		0820	0824			0839	0843	0850	0854	0909
Wimbledon (WIM)	6 d	0731	0738	0742	0747	0755	0808	0812	0817	0824	0828	0831a	0838	0843	0847	0854	0858	0913
Earlsfield (EAD)	d	0735	0741	0746	0750	0758	0811	0816	0820	0828	0831		0841	0847	0850	0858	0902	0916
Clapham Junction (CLJ)	10 d	0739	0745	0750	0754	0802	0815	0820	0824	0826	0832	0836		0845	0851	0854	0902	0906
Vauxhall (VXH)	d	0744	0750	0755	0759	0807	0820	0825	0829		0837	0841		0850	0856	0859	0907	0911
London Waterloo (WAT)	15 a	0750	0757	0801	0806	0816	0827	0831	0838	0836	0844	0847		0857	0903	0906	0914	0917

NOTES (see introductory pages for explanation of train operator codes and standard symbols)

- a Arrival time
- d Departure time
- c Arrives 3 minutes earlier

- A From London Waterloo via Richmond, see table 160
- E From Basingstoke/Farnham, see table 152

Dorking, Epsom, Chessington, Guildford, Hampton Court, Surbiton, Shepperton, Kingston and Wimbledon to London
Sundays

Operator	SW 2F18	SW 2013 A	SW 2L24 F \square	SW 2J20	SW 2M20	SW 2G20	SW 2F20	SW 1D20	SW 2H22	SW 2J22	SW 2M22	SW 2D22	SW 2F22	SW 2017 A	SW 2L28 F \square	SW 2J24	SW 2M24	SW 2G24	
Train ID	Days of operation/Notes																		
1st Class/Reservations/Bus/Ferry																			
Guildford (GLD)	d	0824				0850	0857					0920	0924					0950	
London Road (Guildford) (LRD)	d					0854						0924						0954	
Clandon (CLA)	d					0859						0929						0959	
Horsley (HSY)	d					0903						0933						1003	
Effingham Junction (EFF)	\square d					0906						0936						1006	
Bookham (BKA)	d											0939							
Cobham & Stoke D'abernon (CSD)	d					0910												1010	
Oxshott (OXS)	d					0913												1013	
Claygate (CLG)	d					0916												1016	
Hinchley Wood (HYW)	d					0919												1019	
Hampton Court (HMC)	d				0905						0935						1005		
Thames Ditton (THD)	d				0907						0937						1007		
Surbiton (SUR)	\square d	0900		0910	0913		0924	0931			0943		1000		1010	1013		1024	
Berrylands (BRS)	d			0915							0945					1015			
Shepperton (SHP)	d								0911										
Upper Halliford (UPH)	d								0914										
Sunbury (SUU)	d								0916										
Kempton Park (KMP)	d								0918										
Hampton (HMP)	d								0921										
Fulwell (FLW)	d								0924										
Richmond (RMD)	\ominus d		0843												0943				
St Margarets (SMG)	d		0845												0946				
Twickenham (TWI)	d		0848												0948				
Strawberry Hill (STW)	d		0852												0952				
Teddington (TED)	d		0855						0929						0955				
Hampton Wick (HMW)	d		0858						0931						0958				
Kingston (KNG)	a		0900						0933						1000				
Kingston (KNG)	d		0903						0934						1004				
Norbiton (NBT)	d		0905						0936						1006				
New Malden (NEM)	\square d		0909		0918				0940	0948					1010		1018		
Dorking (DKG)	\square d							0907											
Box Hill & Westhumble (BXW)	d							0910											
Leatherhead (LHD)	d							0915				0945							
Ashted (AHD)	d							0918				0948							
Epsom (EPS)	\square a							0923				0953							
Epsom (EPS)	\square d							0923				0953							
Ewell West (EWW)	d							0927				0957							
Stoneleigh (SNL)	d							0929				0959							
Worcester Park (WCP)	d							0932				1002							
Chessington South (CSS)	d				0909						0939							1009	
Chessington North (CSN)	d				0911						0941							1011	
Tolworth (TOL)	d				0914						0944							1014	
Malden Manor (MAL)	d				0916						0946							1016	
Motspur Park (MOT)	d				0920			0935			0950	1005						1020	
Raynes Park (RAY)	\square d		0912		0921	0924		0939	0943	0951	0954	1008		1013		1021	1024		
Wimbledon (WIM)	\ominus \square d	0907	0916	0919	0925	0928	0931a	0938	0943	0947	0955	0958	1012	1007	1017	1017	1025	1028	1031a
Earlsfield (EAD)	d	0911	0919		0928	0931		0942	0946	0950	0958	1001	1016	1011	1020		1028	1031	
Clapham Junction (CLJ)	\square d	0915	0923	0926	0932	0935		0946	0950	0954	1002	1005	1020	1015	1024	1026	1033	1036	
Vauxhall (VXH)	\ominus d	0920	0928		0937	0940		0951	0955	0959	1007	1010	1025	1020	1029		1038	1041	
London Waterloo (WAT)	\ominus \square a	0927	0938	0940	0944	0947		0957	1003	1006	1014	1017	1031	1026	1036	1041	1045	1047	

NOTES (see introductory pages for explanation of train operator codes and standard symbols)

- a Arrival time
d Departure time

- A From London Waterloo via Richmond, see table 160
F From Basingstoke/Alton, see table 152

Dorking, Epsom, Chessington, Guildford, Hampton Court, Surbiton, Shepperton, Kingston and Wimbledon to London

Sundays

Operator Train ID Days of operation/Notes 1st Class/Reservations/Bus/Ferry	SW 2F24	SW 1D24	SW 2H26	SW 2J26	SW 2M26	SW 2D26	SW 2F26	SW 2O21 A	SW 2L32 F F	SW 2J28	SW 2M28	SW 2G28	SW 2F28	SW 1D28	SW 2H30	SW 2J30	SW 2M30	SW 2D30
Guildford (GLD)	d	0957				1020	1024					1050	1057					1120
London Road (Guildford) (LRD)	d					1024						1054						1124
Clandon (CLA)	d					1029						1059						1129
Horsley (HSY)	d					1033						1103						1133
Effingham Junction (EFF)	6 d					1036						1106						1136
Bookham (BKA)	d					1039												1139
Cobham & Stoke D'abernon (CSD)	d											1110						
Oxshott (OXS)	d											1113						
Claygate (CLG)	d											1116						
Hinchley Wood (HYW)	d											1119						
Hampton Court (HMC)	d				1035						1105						1135	
Thames Ditton (THD)	d				1037						1107						1137	
Surbiton (SUR)	6 d	1030			1043		1100		1110	1113		1124	1130				1143	
Berrylands (BRS)	d				1045					1115							1145	
Shepperton (SHP)	d			1011												1111		
Upper Halliford (UPH)	d			1014												1114		
Sunbury (SUU)	d			1016												1116		
Kempton Park (KMP)	d			1018												1118		
Hampton (HMP)	d			1021												1121		
Fulwell (FLW)	d			1024												1124		
Richmond (RMD)	d							1040										
St Margarets (SMG)	d							1042										
Twickenham (TWI)	d							1045										
Strawberry Hill (STW)	d							1049										
Teddington (TED)	d			1029				1055c								1129		
Hampton Wick (HMW)	d			1031				1057								1131		
Kingston (KNG)	a			1033				1059								1133		
Kingston (KNG)	d			1034				1104								1134		
Norbiton (NBT)	d			1036				1106								1136		
New Malden (NEM)	6 d			1040	1048			1110		1118						1140	1148	
Dorking (DKG)	4 d		1007											1107				
Box Hill & Westhumble (BXW)	d		1010											1110				
Leatherhead (LHD)	d		1015			1045								1115				1145
Ashted (AHD)	d		1018			1048								1118				1148
Epsom (EPS)	3 a		1023			1053								1123				1153
Epsom (EPS)	3 d		1023			1053								1123				1153
Ewell West (EWW)	d		1027			1057								1127				1157
Stoneleigh (SNL)	d		1029			1059								1129				1159
Worcester Park (WCP)	d		1032			1102								1132				1202
Chessington South (CSS)	d					1039						1109						1139
Chessington North (CSN)	d					1041						1111						1141
Tolworth (TOL)	d					1044						1114						1144
Malden Manor (MAL)	d					1046						1116						1146
Motspur Park (MOT)	d		1035			1050	1105					1120		1135				1150 1205
Raynes Park (RAY)	6 d		1038	1043	1051	1054	1108		1113		1121	1124		1138	1143	1151	1154	1208
Wimbledon (WIM)	6 d	1038	1042	1047	1055	1058	1112	1107	1117	1117	1125	1128	1131a	1138	1142	1147	1155	1158 1212
Earlsfield (EAD)	d	1041	1046	1050	1058	1101	1116	1111	1120		1128	1131		1141	1146	1150	1158	1201 1216
Clapham Junction (CLJ)	d	1048	1052	1055	1103	1106	1120	1116	1124	1126	1133	1136		1148	1152	1155	1203	1209 1220
Vauxhall (VXH)	d	1053	1057	1100	1108	1112	1125	1121	1129		1138	1141		1153	1157	1200	1208	1214 1225
London Waterloo (WAT)	15 a	1100	1103	1108	1116	1121	1131	1127	1136	1139	1144	1147		1200	1203	1206	1216	1221 1231

NOTES (see introductory pages for explanation of train operator codes and standard symbols)

- a Arrival time
- d Departure time
- c Arrives 3 minutes earlier

- A From London Waterloo via Richmond, see table 160
- F From Basingstoke/Alton, see table 152

Dorking, Epsom, Chessington, Guildford, Hampton Court, Surbiton, Shepperton,
Kingston and Wimbledon to London

Sundays

Operator	SW	SW	SW	SW	SW	SW	SW	SW	SW	SW	SW	SW	SW	SW	SW	SW	SW		
Train ID	2F30	2L36	2025	2J32	2M32	2G32	2F32	1D32	2H34	2J34	2M34	2D34	2F34	2L40	2O29	2J36	2M36	2G36	
Days of operation/Notes		F	A											F	A				
1st Class/Reservations/Bus/Ferry																			
Guildford (GLD)	d	1124				1150	1157					1220	1224					1250	
London Road (Guildford) (LRD)	d					1154						1224						1254	
Clandon (CLA)	d					1159						1229						1259	
Horsley (HSY)	d					1203						1233						1303	
Effingham Junction (EFF)	6 d					1206						1236						1306	
Bookham (BKA)	d											1239							
Cobham & Stoke D'abernon (CSD)	d					1210												1310	
Oxshott (OXS)	d					1213												1313	
Claygate (CLG)	d					1216												1316	
Hinchley Wood (HYW)	d					1219												1319	
Hampton Court (HMC)	d				1205					1235						1305			
Thames Ditton (THD)	d				1207					1237						1307			
Surbiton (SUR)	6 d	1200	1210		1213		1224	1230			1243		1300	1310		1313		1324	
Berrylands (BRS)	d				1215					1245						1315			
Shepperton (SHP)	d								1211										
Upper Halliford (UPH)	d								1214										
Sunbury (SUU)	d								1216										
Kempton Park (KMP)	d								1218										
Hampton (HMP)	d								1221										
Fulwell (FLW)	d								1224										
Richmond (RMD)	6 d			1141												1240			
St Margarets (SMG)	d			1143												1242			
Twickenham (TWI)	d			1145												1245			
Strawberry Hill (STW)	d			1149												1249			
Teddington (TED)	d			1155						1229						1255			
Hampton Wick (HMW)	d			1157						1231						1257			
Kingston (KNG)	a			1159						1233						1259			
Kingston (KNG)	d			1204						1234						1304			
Norbiton (NBT)	d			1206						1236						1306			
New Malden (NEM)	6 d			1210	1218					1240	1248					1310	1318		
Dorking (DKG)	4 d							1207											
Box Hill & Westhumble (BXW)	d							1210											
Leatherhead (LHD)	d							1215				1245							
Ashted (AHD)	d							1218				1248							
Epsom (EPS)	3 a							1223				1253							
Epsom (EPS)	3 d							1223				1253							
Ewell West (EWW)	d							1227				1257							
Stoneleigh (SNL)	d							1229				1259							
Worcester Park (WCP)	d							1232				1302							
Chessington South (CSS)	d				1209						1239							1309	
Chessington North (CSN)	d				1211						1241							1311	
Tolworth (TOL)	d				1214						1244							1314	
Malden Manor (MAL)	d				1216						1246							1316	
Motspur Park (MOT)	d				1220				1235		1250	1305						1320	
Raynes Park (RAY)	6 d			1213	1221	1224		1238	1243	1251	1254	1308				1313	1321	1324	
Wimbledon (WIM)	6 d	1207	1217	1217	1225	1228	1231a	1238	1242	1247	1255	1258	1312	1307	1317	1317	1325	1328	1331
Earlsfield (EAD)	d	1211		1220	1228	1231		1242	1246	1250	1258	1301	1316	1311		1320	1328	1331	1335
Clapham Junction (CLJ)	10 d	1215	1224	1224	1232	1235		1246	1250	1254	1303	1306	1320	1315	1324	1324	1332	1335	1339
Vauxhall (VXH)	6 d	1220		1229	1237	1240		1251	1255	1259	1308	1311	1325	1320		1329	1337	1340	1344
London Waterloo (WAT)	6 a	1227	1234	1236	1246	1248		1257	1301	1304	1312	1315	1329	1325	1334	1342	1345	1348	

NOTES (see introductory pages for explanation of train operator codes and standard symbols)

a Arrival time
d Departure time

A From London Waterloo via Richmond, see table 160
F From Basingstoke/Alton, see table 152

Dorking, Epsom, Chessington, Guildford, Hampton Court, Surbiton, Shepperton, Kingston and Wimbledon to London

Sundays

Operator Train ID Days of operation/Notes 1st Class/Reservations/Bus/Ferry	SW	SW	SW	SW	SW	SW	SW	SW	SW	SW	SW	SW	SW	SW	SW	SW	SW	SW
	2F36	1D36	2H38	2J38	2M38	2D38	2F38	2L44 F A	2O33 A	2J40	2M40	2G40	2F40	1D40	2H42	2J42	2L46 F A	2M42
Guildford (GLD)	d	1257				1320	1324					1350	1357					
London Road (Guildford) (LRD)	d					1324						1354						
Clandon (CLA)	d					1329						1359						
Horsley (HSY)	d					1333						1403						
Effingham Junction (EFF)	6 d					1336						1406						
Bookham (BKA)	d					1339												
Cobham & Stoke D'abernon (CSD)	d											1410						
Oxshott (OXS)	d											1413						
Claygate (CLG)	d											1416						
Hinchley Wood (HYW)	d											1419						
Hampton Court (HMC)	d				1335					1405						1435		
Thames Ditton (THD)	d				1337					1407						1437		
Surbiton (SUR)	6 d	1330			1343		1400	1410		1413		1424	1430			1443	1445	
Berrylands (BRS)	d				1345					1415						1445		
Shepperton (SHP)	d				1311										1411			
Upper Halliford (UPH)	d				1314										1414			
Sunbury (SUU)	d				1316										1416			
Kempton Park (KMP)	d				1318										1418			
Hampton (HMP)	d				1321										1421			
Fulwell (FLW)	d				1324										1424			
Richmond (RMD)	6 d									1340								
St Margarets (SMG)	d									1342								
Twickenham (TWI)	d									1345								
Strawberry Hill (STW)	d									1349								
Teddington (TED)	d				1329					1355c					1429			
Hampton Wick (HMW)	d				1331					1357					1431			
Kingston (KNG)	a				1333					1359					1433			
Kingston (KNG)	d				1334					1404					1434			
Norbiton (NBT)	d				1336					1406					1436			
New Malden (NEM)	6 d				1340	1348				1410	1418				1440	1448		
Dorking (DKG)	4 d		1307											1407				
Box Hill & Westhumble (BXW)	d		1310											1410				
Leatherhead (LHD)	d		1315				1345							1415				
Ashted (AHD)	d		1318				1348							1418				
Epsom (EPS)	3 a		1323				1353							1423				
Epsom (EPS)	3 d		1323				1353							1423				
Ewell West (EWW)	d		1327				1357							1427				
Stoneleigh (SNL)	d		1329				1359							1429				
Worcester Park (WCP)	d		1332				1402							1432				
Chessington South (CSS)	d					1339						1409						1439
Chessington North (CSN)	d					1341						1411						1441
Tolworth (TOL)	d					1344						1414						1444
Malden Manor (MAL)	d					1346						1416						1446
Motspur Park (MOT)	d		1335			1350	1405					1420		1435				1450
Raynes Park (RAY)	6 d		1338	1343	1351	1354	1408			1413	1421	1424		1438	1443	1451		1454
Wimbledon (WIM)	6 d	1338	1342	1347	1355	1358	1412	1408	1417	1417	1425	1428	1431	1438	1442	1447	1455	1458
Earlsfield (EAD)	d	1341	1346	1350	1358	1401	1416	1411		1420	1428	1431	1435	1441	1446	1450	1458	1501
Clapham Junction (CLJ)	10 d	1345	1350	1354	1402	1405	1420	1415	1424	1424	1432	1435	1439	1445	1450	1454	1502	1505
Vauxhall (VXH)	10 d	1350	1355	1359	1407	1410	1425	1420		1429	1437	1440	1444	1450	1455	1459	1507	1510
London Waterloo (WAT)	15 a	1355	1359	1404	1412	1415	1429	1425	1434	1434	1442	1445	1448	1455	1459	1504	1512	1515

NOTES (see introductory pages for explanation of train operator codes and standard symbols)

- a Arrival time
- d Departure time
- c Arrives 3 minutes earlier

- A From London Waterloo via Richmond, see table 160
- F From Basingstoke/Alton, see table 152

Dorking, Epsom, Chessington, Guildford, Hampton Court, Surbiton, Shepperton, Kingston and Wimbledon to London

Sundays

Operator	SW	SW	SW	SW	SW	SW	SW	SW	SW	SW	SW	SW	SW	SW	SW	SW	SW	SW	SW
Train ID	2D42	2F42	2L48	2O37	2J44	2V35	2M44	2G44	2F44	1D44	2H46	2J46	2L50	2M46	2D46	2F46	2L52	2O41	
Days of operation/Notes 1st Class/Reservations/Bus/Ferry			F F F	A		B							F F F				F F F	A	
Guildford (GLD)	d	1420	1424					1450	1457							1520	1524		
London Road (Guildford) (LRD)	d	1424						1454								1524			
Clandon (CLA)	d	1429						1459								1529			
Horsley (HSY)	d	1433						1503								1533			
Effingham Junction (EFF)	6 d	1436						1506								1536			
Bookham (BKA)	d	1439													1539				
Cobham & Stoke D'abernon (CSD)	d							1510											
Oxshott (OXS)	d							1513											
Claygate (CLG)	d							1516											
Hinchley Wood (HYW)	d							1519											
Hampton Court (HMC)	d					1505							1535						
Thames Ditton (THD)	d					1507							1537						
Surbiton (SUR)	6 d		1500	1510		1513		1524	1530				1543	1545			1600	1610	
Berrylands (BRS)	d					1515							1545						
Shepperton (SHP)	d											1511							
Upper Halliford (UPH)	d											1514							
Sunbury (SUU)	d											1516							
Kempton Park (KMP)	d											1518							
Hampton (HMP)	d											1521							
Fulwell (FLW)	d											1524							
Richmond (RMD)	d				1440														1540
St Margarets (SMG)	d				1442														1542
Twickenham (TWI)	d				1445		1511												1545
Strawberry Hill (STW)	d				1449		1515												1549
Teddington (TED)	d				1455c		1518					1529							1555c
Hampton Wick (HMW)	d				1457		1521					1531							1557
Kingston (KNG)	a				1459		1523					1533							1559
Kingston (KNG)	d				1504							1534							1604
Norbiton (NBT)	d				1506							1536							1606
New Malden (NEM)	6 d				1510	1518						1540	1548						1610
Dorking (DKG)	4 d									1507									
Box Hill & Westhumble (BXW)	d									1510									
Leatherhead (LHD)	d	1445								1515					1545				
Ashted (AHD)	d	1448								1518					1548				
Epsom (EPS)	3 a	1453								1523					1553				
Epsom (EPS)	3 d	1453								1523					1553				
Ewell West (EWW)	d	1457								1527					1557				
Stoneleigh (SNL)	d	1459								1529					1559				
Worcester Park (WCP)	d	1502								1532					1602				
Chessington South (CSS)	d						1509							1539					
Chessington North (CSN)	d						1511							1541					
Tolworth (TOL)	d						1514							1544					
Malden Manor (MAL)	d						1516							1546					
Motspur Park (MOT)	d	1505					1520			1535				1550	1605				
Raynes Park (RAY)	6 d	1508			1513	1521		1524		1538	1543	1551		1554	1608				1613
Wimbledon (WIM)	6 d	1512	1508	1517	1517	1525		1528	1531	1538	1542	1547	1555	1553	1558	1612	1608	1617	1617
Earlsfield (EAD)	d	1516	1511		1520	1528		1531	1535	1541	1546	1550	1558	1601	1616	1611			1620
Clapham Junction (CLJ)	10 d	1520	1515	1524	1524	1532		1535	1539	1545	1550	1554	1602	1559	1605	1620	1615	1624	1624
Vauxhall (VXH)	d	1525	1520		1529	1537		1540	1544	1550	1555	1559	1607	1610	1625	1620			1629
London Waterloo (WAT)	15 a	1529	1525	1534	1534	1542		1545	1548	1555	1559	1604	1612	1609	1615	1629	1625	1634	1634

NOTES (see introductory pages for explanation of train operator codes and standard symbols)

- a Arrival time
- d Departure time
- c Arrives 3 minutes earlier

- A From London Waterloo via Richmond, see table 160
- B From London Waterloo via Hounslow, see table 160
- F From Basingstoke/Alton, see table 152

Dorking, Epsom, Chessington, Guildford, Hampton Court, Surbiton, Shepperton, Kingston and Wimbledon to London

Sundays

Operator	SW	SW	SW	SW	SW	SW	SW	SW	SW	SW	SW	SW	SW	SW	SW	SW	SW	SW
Train ID	2J48	2V39	2M48	2G48	2F48	1D48	2H50	2J50	2L54	2M50	2D50	2F50	2L56	2O45	2J52	2V43	2M52	2G52
Days of operation/Notes 1st Class/Reservations/Bus/Ferry		B							F □				F □	A		B		
Guildford (GLD)	d			1550	1557							1620	1624					1650
London Road (Guildford) (LRD)	d			1554								1624						1654
Clandon (CLA)	d			1559								1629						1659
Horsley (HSY)	d			1603								1633						1703
Effingham Junction (EFF)	6 d			1606								1636						1706
Bookham (BKA)	d											1639						
Cobham & Stoke D'abernon (CSD)	d			1610														1710
Oxshott (OXS)	d			1613														1713
Claygate (CLG)	d			1616														1716
Hinchley Wood (HYW)	d			1619														1719
Hampton Court (HMC)	d	1605							1635							1705		
Thames Ditton (THD)	d	1607							1637							1707		
Surbiton (SUR)	6 d	1613		1624	1630				1643	1645			1700	1710		1713		1724
Berrylands (BRS)	d	1615							1645							1715		
Shepperton (SHP)	d							1611										
Upper Halliford (UPH)	d							1614										
Sunbury (SUU)	d							1616										
Kempton Park (KMP)	d							1618										
Hampton (HMP)	d							1621										
Fulwell (FLW)	d							1624										
Richmond (RMD)	6 d													1640				
St Margarets (SMG)	d													1642				
Twickenham (TWI)	d		1611											1645		1711		
Strawberry Hill (STW)	d		1615											1649		1715		
Teddington (TED)	d		1618					1629						1655c		1718		
Hampton Wick (HMW)	d		1621					1631						1657		1721		
Kingston (KNG)	a		1623					1633						1659		1723		
Kingston (KNG)	d							1634						1704				
Norbiton (NBT)	d							1636						1706				
New Malden (NEM)	6 d	1618						1640	1648					1710	1718			
Dorking (DKG)	4 d						1607											
Box Hill & Westhumble (BXW)	d						1610											
Leatherhead (LHD)	d						1615					1645						
Ashted (AHD)	d						1618					1648						
Epsom (EPS)	3 a						1623					1653						
Epsom (EPS)	3 d						1623					1653						
Ewell West (EWW)	d						1627					1657						
Stoneleigh (SNL)	d						1629					1659						
Worcester Park (WCP)	d						1632					1702						
Chessington South (CSS)	d			1609								1639						1709
Chessington North (CSN)	d			1611								1641						1711
Tolworth (TOL)	d			1614								1644						1714
Malden Manor (MAL)	d			1616								1646						1716
Motspur Park (MOT)	d			1620				1635				1650	1705					1720
Raynes Park (RAY)	6 d	1621		1624			1638	1643	1651			1654	1708			1713	1721	1724
Wimbledon (WIM)	6 d	1625		1628	1631	1638	1642	1647	1655	1653		1658	1712	1708	1717	1717	1725	1728
Earlsfield (EAD)	d	1628		1631	1635	1641	1646	1650	1658			1701	1716	1711		1720	1728	1731
Clapham Junction (CLJ)	10 d	1632		1635	1639	1645	1650	1654	1702	1659		1705	1720	1715	1724	1724	1732	1735
Vauxhall (VXH)	10 d	1637		1640	1644	1650	1655	1659	1707			1710	1725	1720		1729	1737	1740
London Waterloo (WAT)	16 a	1642		1645	1648	1655	1659	1704	1712	1709		1715	1729	1725	1734	1734	1742	1745

NOTES (see introductory pages for explanation of train operator codes and standard symbols)

- a Arrival time
- d Departure time
- c Arrives 3 minutes earlier

- A From London Waterloo via Richmond, see table 160
- B From London Waterloo via Hounslow, see table 160
- F From Basingstoke/Alton, see table 152

Dorking, Epsom, Chessington, Guildford, Hampton Court, Surbiton, Shepperton, Kingston and Wimbledon to London

Sundays

Operator Train ID Days of operation/Notes 1st Class/Reservations/Bus/Ferry	SW 2F52	SW 1D52	SW 2H54	SW 2J54	SW 2L58 F □	SW 2M54	SW 2D54	SW 2F54	SW 2L60 F □	SW 2O49 A	SW 2J56	SW 2V47 B	SW 2M56	SW 2G56	SW 2F56	SW 1D56	SW 2H58	SW 2J58
Guildford (GLD)	d	1657					1720	1724						1750	1757			
London Road (Guildford) (LRD)	d						1724							1754				
Clandon (CLA)	d						1729							1759				
Horsley (HSY)	d						1733							1803				
Effingham Junction (EFF)	6 d						1736							1806				
Bookham (BKA)	d						1739											
Cobham & Stoke D'abernon (CSD)	d													1810				
Oxshott (OXS)	d													1813				
Claygate (CLG)	d													1816				
Hinchley Wood (HYW)	d													1819				
Hampton Court (HMC)	d				1735							1805						1835
Thames Ditton (THD)	d				1737							1807						1837
Surbiton (SUR)	6 d	1730			1743	1745		1800	1810			1813		1824	1830			1843
Berrylands (BRS)	d				1745							1815						1845
Shepperton (SHP)	d			1711														1811
Upper Halliford (UPH)	d			1714														1814
Sunbury (SUU)	d			1716														1816
Kempton Park (KMP)	d			1718														1818
Hampton (HMP)	d			1721														1821
Fulwell (FLW)	d			1724														1824
Richmond (RMD)	⊖ d									1740								
St Margarets (SMG)	d									1742								
Twickenham (TWI)	d									1745		1811						
Strawberry Hill (STW)	d									1749		1815						
Teddington (TED)	d			1729						1755c		1818						1829
Hampton Wick (HMW)	d			1731						1757		1821						1831
Kingston (KNG)	a			1733						1759		1823						1833
Kingston (KNG)	d			1734						1804								1834
Norbiton (NBT)	d			1736						1806								1836
New Malden (NEM)	6 d			1740	1748					1810	1818							1840 1848
Dorking (DKG)	4 d		1707														1807	
Box Hill & Westhumble (BXW)	d		1710														1810	
Leatherhead (LHD)	d		1715				1745										1815	
Ashted (AHD)	d		1718				1748										1818	
Epsom (EPS)	3 a		1723				1753										1823	
Epsom (EPS)	3 d		1723				1753										1823	
Ewell West (EWW)	d		1727				1757										1827	
Stoneleigh (SNL)	d		1729				1759										1829	
Worcester Park (WCP)	d		1732				1802										1832	
Chessington South (CSS)	d					1739							1809					
Chessington North (CSN)	d					1741							1811					
Tolworth (TOL)	d					1744							1814					
Malden Manor (MAL)	d					1746							1816					
Motspur Park (MOT)	d		1735			1750	1805						1820			1835		
Raynes Park (RAY)	6 d		1738	1743	1751	1754	1808			1813	1821		1824			1838	1843	1851
Wimbledon (WIM)	⊖ 6 d	1738	1742	1747	1755	1753	1758	1812	1808	1817	1817	1825	1828	1831	1838	1842	1847	1855
Earlsfield (EAD)	d	1741	1746	1750	1758		1801	1816	1811			1820	1828	1831	1835	1841	1846	1850 1858
Clapham Junction (CLJ)	10 d	1745	1750	1754	1802	1759	1805	1820	1815	1824	1824	1832	1835	1839	1845	1850	1854	1902
Vauxhall (VXH)	⊖ d	1750	1755	1759	1807		1810	1825	1820			1829	1837	1840	1844	1850	1855	1859 1907
London Waterloo (WAT)	⊖ 15 a	1755	1759	1804	1812	1809	1815	1829	1825	1834	1842		1845	1848	1855	1859	1904	1912

NOTES (see introductory pages for explanation of train operator codes and standard symbols)

- a Arrival time
d Departure time
c Arrives 3 minutes earlier

- A From London Waterloo via Richmond, see table 160
B From London Waterloo via Hounslow, see table 160
F From Basingstoke/Alton, see table 152

Dorking, Epsom, Chessington, Guildford, Hampton Court, Surbiton, Shepperton, Kingston and Wimbledon to London

Sundays

Operator Train ID Days of operation/Notes 1st Class/Reservations/Bus/Ferry	SW 2L62 F □	SW 2M58	SW 2D58	SW 2F58	SW 2L64 F □	SW 2O53 A	SW 2J60	SW 2V51 B	SW 2M60	SW 2G60	SW 2F60	SW 1D60	SW 2H62	SW 2J62	SW 2L66 F □	SW 2M62	SW 2D62	SW 2F62
Guildford (GLD)	d		1820	1824						1850	1857						1920	1924
London Road (Guildford) (LRD)	d		1824							1854							1924	
Clandon (CLA)	d		1829							1859							1929	
Horsley (HSY)	d		1833							1903							1933	
Effingham Junction (EFF)	6 d		1836							1906							1936	
Bookham (BKA)	d		1839														1939	
Cobham & Stoke D'abernon (CSD)	d									1910								
Oxshott (OXS)	d									1913								
Claygate (CLG)	d									1916								
Hinchley Wood (HYW)	d									1919								
Hampton Court (HMC)	d						1905							1935				
Thames Ditton (THD)	d						1907							1937				
Surbiton (SUR)	6 d	1846		1900	1910		1913			1924	1930			1943	1946			2000
Berrylands (BRS)	d						1915							1945				
Shepperton (SHP)	d												1911					
Upper Halliford (UPH)	d												1914					
Sunbury (SUU)	d												1916					
Kempton Park (KMP)	d												1918					
Hampton (HMP)	d												1921					
Fulwell (FLW)	d												1924					
Richmond (RMD)	⊖ d					1840												
St Margarets (SMG)	d					1842												
Twickenham (TWI)	d					1845		1911										
Strawberry Hill (STW)	d					1849		1915										
Teddington (TED)	d					1855c		1918					1929					
Hampton Wick (HMW)	d					1857		1921					1931					
Kingston (KNG)	a					1859		1923					1933					
Kingston (KNG)	d					1904							1934					
Norbiton (NBT)	d					1906							1936					
New Malden (NEM)	6 d					1910	1918						1940	1948				
Dorking (DKG)	4 d											1907						
Box Hill & Westhumble (BXW)	d											1910						
Leatherhead (LHD)	d		1845									1915					1945	
Ashted (AHD)	d		1848									1918					1948	
Epsom (EPS)	3 a		1853									1923					1953	
Epsom (EPS)	3 d		1853									1923					1953	
Ewell West (EWW)	d		1857									1927					1957	
Stoneleigh (SNL)	d		1859									1929					1959	
Worcester Park (WCP)	d		1902									1932					2002	
Chessington South (CSS)	d	1839							1909							1939		
Chessington North (CSN)	d	1841							1911							1941		
Tolworth (TOL)	d	1844							1914							1944		
Malden Manor (MAL)	d	1846							1916							1946		
Motspur Park (MOT)	d	1850	1905						1920			1935				1950	2005	
Raynes Park (RAY)	6 d	1854	1908			1913	1921		1924			1938	1943	1951		1954	2008	
Wimbledon (WIM)	⊖ 6 d	1853	1858	1912	1908	1917	1917	1925	1928	1931	1938	1942	1947	1955	1953	1958	2012	2008
Earlsfield (EAD)	d	1901	1916	1911		1920	1928		1931	1935	1941	1946	1950	1958		2001	2016	2011
Clapham Junction (CLJ)	10 d	1900	1905	1920	1915	1924	1924	1932	1935	1939	1945	1950	1954	2002	2000	2005	2020	2015
Vauxhall (VXH)	⊖ d	1910	1925	1920		1929	1937		1940	1944	1950	1955	1959	2007		2010	2025	2020
London Waterloo (WAT)	⊖ 15 a	1911	1915	1929	1925	1934	1934	1942	1945	1948	1955	1959	2004	2012	2011	2015	2029	2025

NOTES (see introductory pages for explanation of train operator codes and standard symbols)

- a Arrival time
- d Departure time
- c Arrives 3 minutes earlier

- A From London Waterloo via Richmond, see table 160
- B From London Waterloo via Hounslow, see table 160
- F From Basingstoke/Alton, see table 152

Dorking, Epsom, Chessington, Guildford, Hampton Court, Surbiton, Shepperton, Kingston and Wimbledon to London

Sundays

Operator	SW 2L68 F F	SW 2O57 A	SW 2J64	SW 2V55 B	SW 2M64	SW 2G64	SW 2F64	SW 1D64	SW 2H66	SW 2J66	SW 2L70 F F	SW 2D66	SW 2F66	SW 2L72 F F	SW 2O61 A	SW 2J68	SW 2V59 B	SW 2M68
Train ID	Days of operation/Notes																	
1st Class/Reservations/Bus/Ferry																		
Guildford (GLD)	d					1950	1957					2020	2024					
London Road (Guildford) (LRD)	d					1954						2024						
Clandon (CLA)	d					1959						2029						
Horsley (HSY)	d					2003						2033						
Effingham Junction (EFF)	6 d					2006						2036						
Bookham (BKA)	d											2039						
Cobham & Stoke D'abernon (CSD)	d					2010												
Oxshott (OXS)	d					2013												
Claygate (CLG)	d					2016												
Hinchley Wood (HYW)	d					2019												
Hampton Court (HMC)	d		2005							2035						2105		
Thames Ditton (THD)	d		2007							2037						2107		
Surbiton (SUR)	6 d	2010		2013		2024	2030			2043	2046		2100	2110		2113		
Berrylands (BRS)	d			2015						2045						2115		
Shepperton (SHP)	d								2011									
Upper Halliford (UPH)	d								2014									
Sunbury (SUU)	d								2016									
Kempton Park (KMP)	d								2018									
Hampton (HMP)	d								2021									
Fulwell (FLW)	d								2024									
Richmond (RMD)	⊖ d		1940													2040		
St Margarets (SMG)	d		1942													2042		
Twickenham (TWI)	d		1945		2011											2045		2111
Strawberry Hill (STW)	d		1949		2015											2049		2115
Teddington (TED)	d		1955c		2018					2029						2055c		2118
Hampton Wick (HMW)	d		1957		2021					2031						2057		2121
Kingston (KNG)	a		1959		2023					2033						2059		2123
Kingston (KNG)	d		2004							2034						2104		
Norbiton (NBT)	d		2006							2036						2106		
New Malden (NEM)	6 d		2010	2018						2040	2048					2110	2118	
Dorking (DKG)	4 d							2007										
Box Hill & Westhumble (BXW)	d							2010										
Leatherhead (LHD)	d							2015				2045						
Ashted (AHD)	d							2018				2048						
Epsom (EPS)	3 a							2023				2053						
Epsom (EPS)	3 d							2023				2053						
Ewell West (EWW)	d							2027				2057						
Stoneleigh (SNL)	d							2029				2059						
Worcester Park (WCP)	d							2032				2102						
Chessington South (CSS)	d				2009													2109
Chessington North (CSN)	d				2011													2111
Tolworth (TOL)	d				2014													2114
Malden Manor (MAL)	d				2016													2116
Motspur Park (MOT)	d				2020			2035				2105						2120
Raynes Park (RAY)	6 d		2013	2021		2024		2038	2043	2051		2108			2113	2121		2124
Wimbledon (WIM)	⊖ 6 d	2017	2017	2025		2028	2031	2038	2042	2047	2055	2053	2112	2108	2117	2117	2125	2128
Earlsfield (EAD)	d		2020	2028		2031	2035	2041	2046	2050	2058	2116	2111		2120	2128		2131
Clapham Junction (CLJ)	10 d	2024	2024	2032		2035	2039	2045	2050	2054	2102	2100	2120	2115	2124	2124	2132	2135
Vauxhall (VXH)	⊖ d		2029	2037		2040	2044	2050	2055	2059	2107	2125	2120		2129	2137		2140
London Waterloo (WAT)	⊖ 15 a	2034	2034	2042		2045	2048	2055	2101	2104	2113	2111	2129	2125	2134	2136	2142	2145

NOTES (see introductory pages for explanation of train operator codes and standard symbols)

- a Arrival time
- d Departure time
- c Arrives 3 minutes earlier

- A From London Waterloo via Richmond, see table 160
- B From London Waterloo via Hounslow, see table 160
- F From Basingstoke/Alton, see table 152

Dorking, Epsom, Chessington, Guildford, Hampton Court, Surbiton, Shepperton, Kingston and Wimbledon to London**Sundays**

Operator Train ID Days of operation/Notes 1st Class/Reservations/Bus/Ferry	SW 2G68	SW 2F68	SW 1D68	SW 2H70	SW 2J70	SW 2L74 F □	SW 2D70	SW 2F70	SW 2L76 F □	SW 2O65 A	SW 2J72	SW 2V63 B	SW 2M72	SW 2G72	SW 2F72	SW 1D72	SW 2H74	SW 2L78 F □
Guildford (GLD)	d	2050	2057				2120	2125						2150	2157			
London Road (Guildford) (LRD)	d	2054					2124							2154				
Clandon (CLA)	d	2059					2129							2159				
Horsley (HSY)	d	2103					2133							2203				
Effingham Junction (EFF)	6 d	2106					2136							2206				
Bookham (BKA)	d						2139											
Cobham & Stoke D'abernon (CSD)	d	2110												2210				
Oxshott (OXS)	d	2113												2213				
Claygate (CLG)	d	2116												2216				
Hinchley Wood (HYW)	d	2119												2219				
Hampton Court (HMC)	d					2135						2205						
Thames Ditton (THD)	d					2137						2207						
Surbiton (SUR)	6 d	2124	2130			2143	2146		2200	2210		2213		2224	2230			2246
Berrylands (BRS)	d					2145						2215						
Shepperton (SHP)	d				2111													2211
Upper Halliford (UPH)	d				2114													2214
Sunbury (SUU)	d				2116													2216
Kempton Park (KMP)	d				2118													2218
Hampton (HMP)	d				2121													2221
Fulwell (FLW)	d				2124													2224
Richmond (RMD)	⊖ d									2140								
St Margarets (SMG)	d									2142								
Twickenham (TWI)	d									2145		2211						
Strawberry Hill (STW)	d									2149		2215						
Teddington (TED)	d				2129					2155c		2218						2229
Hampton Wick (HMW)	d				2131					2157		2221						2231
Kingston (KNG)	a				2133					2159		2223						2233
Kingston (KNG)	d				2134					2204								2234
Norbiton (NBT)	d				2136					2206								2236
New Malden (NEM)	6 d				2140	2148				2210	2218							2240
Dorking (DKG)	4 d			2107													2207	
Box Hill & Westhumble (BXW)	d			2110													2210	
Leatherhead (LHD)	d			2115			2145											2215
Ashted (AHD)	d			2118			2148											2218
Epsom (EPS)	3 a			2123			2153											2223
Epsom (EPS)	3 d			2123			2153											2223
Ewell West (EWW)	d			2127			2157											2227
Stoneleigh (SNL)	d			2129			2159											2229
Worcester Park (WCP)	d			2132			2202											2232
Chessington South (CSS)	d												2209					
Chessington North (CSN)	d												2211					
Tolworth (TOL)	d												2214					
Malden Manor (MAL)	d												2216					
Motspur Park (MOT)	d			2135			2205						2220			2235		
Raynes Park (RAY)	6 d			2138	2143	2151	2208			2213	2221		2224			2238	2243	
Wimbledon (WIM)	⊖ 6 d	2131	2138	2142	2147	2155	2153	2212	2208	2217	2225		2228	2231	2238	2242	2247	2253
Earlsfield (EAD)	d	2135	2141	2146	2150	2158	2216	2211		2220	2228		2231	2235	2241	2246	2250	
Clapham Junction (CLJ)	10 d	2139	2145	2150	2154	2202	2200	2220	2215	2224	2232		2235	2239	2245	2250	2254	2300
Vauxhall (VXH)	⊖ d	2144	2150	2155	2159	2207	2225	2220		2229	2237		2240	2244	2250	2255	2259	
London Waterloo (WAT)	⊖ 15 a	2148	2155	2201	2206	2212	2211	2229	2225	2234	2236	2242	2245	2248	2255	2259	2304	2311

NOTES (see introductory pages for explanation of train operator codes and standard symbols)

- a Arrival time
d Departure time
c Arrives 3 minutes earlier

- A From London Waterloo via Richmond, see table 160
B From London Waterloo via Hounslow, see table 160
F From Basingstoke/Alton, see table 152

Dorking, Epsom, Chessington, Guildford, Hampton Court, Surbiton, Shepperton, Kingston and Wimbledon to London

Sundays

Operator Train ID Days of operation/Notes 1st Class/Reservations/Bus/Ferry	SW 2D74	SW 2F74	SW 2L80 F	SW 2O69 A	SW 2J76	SW 2V67 B	SW 2M76	SW 2G76	SW 2F76	SW 1D76	SW 2H78	SW 2O73	SW 2V71 SUM B	SW 2A82 G	SW 2M78	SW 2J78	SW 2O79 MM
Guildford (GLD)	d	2220	2224					2250	2257								
London Road (Guildford) (LRD)	d	2224						2254									
Clandon (CLA)	d	2229						2259									
Horsley (HSY)	d	2233						2303									
Effingham Junction (EFF)	6 d	2236						2306									
Bookham (BKA)	d	2239															
Cobham & Stoke D'abernon (CSD)	d							2310									
Oxshott (OXS)	d							2313									
Claygate (CLG)	d							2316									
Hinchley Wood (HYW)	d							2319									
Hampton Court (HMC)	d					2305											2345
Thames Ditton (THD)	d					2307											2347
Surbiton (SUR)	6 d		2300	2310		2313		2324	2330					2346		2353	
Berrylands (BRS)	d					2315										2355	
Shepperton (SHP)	d										2311						
Upper Halliford (UPH)	d										2314						
Sunbury (SUU)	d										2316						
Kempton Park (KMP)	d										2318						
Hampton (HMP)	d										2321						
Fulwell (FLW)	d										2324						
Richmond (RMD)	⊖ d			2240								2340					0038
St Margarets (SMG)	d			2242								2342					
Twickenham (TWI)	d			2245		2311						2345	0012				0042
Strawberry Hill (STW)	d			2249		2315						2349	0016				0045s
Teddington (TED)	d			2255c		2318					2329	2352	0019				0049s
Hampton Wick (HMW)	d			2257		2321					2331	2355	0022				0052s
Kingston (KNG)	a			2259		2323					2333	2357	0024				0054
Kingston (KNG)	d			2304							2334						
Norbiton (NBT)	d			2306							2336						
New Malden (NEM)	6 d			2310	2318						2340					2358	
Dorking (DKG)	4 d									2307							
Box Hill & Westhumble (BXW)	d									2310							
Leatherhead (LHD)	d	2245								2315							
Ashstead (AHD)	d	2248								2318							
Epsom (EPS)	3 a	2253								2323							
Epsom (EPS)	3 d	2253								2323							
Ewell West (EWW)	d	2257								2327							
Stoneleigh (SNL)	d	2259								2329							
Worcester Park (WCP)	d	2302								2332							
Chessington South (CSS)	d						2309									2340	
Chessington North (CSN)	d						2311									2342	
Tolworth (TOL)	d						2314									2345	
Malden Manor (MAL)	d						2316									2347	
Motspur Park (MOT)	d	2305					2320			2335						2350	
Raynes Park (RAY)	6 d	2308			2313	2321	2324			2338	2343				2354	0001	
Wimbledon (WIM)	⊖ 6 d	2312	2308	2317	2317	2325	2328	2331	2338	2342	2347			2355	2359a	0005a	
Earlsfield (EAD)	d	2316	2311		2320	2328		2331	2335	2341	2346	2350					
Clapham Junction (CLJ)	10 d	2320	2315	2324	2324	2332		2335	2339	2345	2350	2354		0002			
Vauxhall (VXH)	⊖ d	2325	2320		2329	2337		2340	2344	2352	2355	2359					
London Waterloo (WAT)	⊖ 15 a	2329	2325	2334	2336	2342		2348	2351	2356	2359	0004		0011			

NOTES (see introductory pages for explanation of train operator codes and standard symbols)

- a Arrival time
- d Departure time
- s Stops to set down only
- c Arrives 3 minutes earlier

- A From London Waterloo via Richmond, see table 160
- B From London Waterloo via Hounslow, see table 160
- F From Basingstoke/Alton, see table 152
- G From Alton, see table 152

- MM Monday mornings
- SUM Sunday mornings