

Leamington Spa and Stratford-upon-Avon to Birmingham, Stourbridge, Kidderminster and Worcester

Mondays to Fridays

Operator	CH	CH	LM	LM	LM	CH	LM	LM	CH	LM	LM	LM	LM	XC	LM	CH	LM	LM	
Train ID	1R71	1R98	2V02	2K00	2V00	1G01	2J06	2B03	2D02	2V09	2B96	2K08	2J01	1M18	2V04	1G05	2K12	2V10	
Days of operation/Notes 1st Class/Reservations/Bus	MX	MX				A								B ◇					
Stratford-upon-Avon (SAV)	d							0623				0700						0723	
Stratford Parkway (STY)	d							0626				0703						0727	
Wilmcote (WMC)	d							0629										0730	
Wootton Wawen (WWW)	d							0633x										0735x	
Henley-in-Arden (HNL)	d							0637				0712						0739	
Danzey (DZY)	d							0641x										0743x	
Wood End (WDE)	d							0646x										0746x	
The Lakes (TLK)	d							0647x										0749x	
Earlwood (West Midlands) (EWD)	d							0650										0752	
Wythall (WYT)	d							0653				0721						0754	
Whitlocks End (WTE)	d				0636			0656				0725			0741			0758	
Shirley (SRL)	d				0638			0659				0728			0743			0801	
Yardley Wood (YRD)	d				0641			0703				0731			0746			0804	
Hall Green (HLG)	d				0644			0707				0734			0749			0807	
Spring Road (SRI)	d				0646			0709				0737			0752			0809	
London Marylebone (MYB)	⇌ 10 d																0604		
Leamington Spa (LMS)	d	0002	0025		0547		0625	0631		0654			0708	0716			0725		
Warwick (WRW)	d	0007	0029		0552		0630	0635		0659			0712				0729		
Warwick Parkway (WRP)	d	0011	0032		0555		0633	0638					0714				0733		
Hatton (HTN)	d				0559			0643		0706a			0718				0738		
Lapworth (LPW)	d				0604			0648					0723						
Dorridge (DDG)	d	0021		0540	0609		0644	0652		0707	0717		0727			0745		0811	
Widney Manor (WMR)	d			0545	0613			0657		0712	0722		0731			0749		0816	
Solihull (SOL)	d	0027	0044	0548	0617		0650	0700		0715	0725		0734			0753		0819	
Olton (OLT)	d			0551	0620			0703		0718	0729		0737			0757		0822	
Acocks Green (ACG)	d			0554	0622			0706		0721	0732		0740					0825	
Tyseley (TYS)	d			0557	0625	0649		0708	0712				0742					0813	
Small Heath (SMA)	d			0559	0627	0651		0711	0715				0745					0816	
Birmingham New Street (BHM)	12 a													0751					
Birmingham Moor Street (BMO)	d	0039a	0056a	0604	0633	0656	0701	0717	0720a		0729	0741	0745	0750		0800	0804	0821	0833
Birmingham Snow Hill (BSW)	a			0606	0635	0700	0705	0719		0731	0743	0747	0753		0802	0809	0824	0835	
Birmingham Snow Hill (BSW)	d			0607	0637	0700		0722		0733		0748	0754		0806		0824	0839	
Jewellery Quarter (JEQ)	d			0610		0702		0724		0735			0756		0808		0827	0841	
The Hawthorns (THW)	d			0615		0706		0728		0739			0800		0813		0831	0845	
Smethwick Galton Bridge (SGB)	7 d			0618		0709		0731		0742			0803		0816		0834	0848	
Langley Green (LGG)	d			0621				0734					0755	0806			0837		
Rowley Regis (ROW)	d			0625		0715		0738		0748			0759	0809		0821		0840	0854
Old Hill (OHL)	d			0628				0741					0802	0813				0843	
Cradley Heath (CRA)	d			0632		0720		0744		0753			0805	0816		0826		0846	0859
Lye (LYE)	d			0635				0747					0809	0819				0849	
Stourbridge Junction (SBJ)	2 a			0639	0654	0725		0751		0758			0812	0822		0831		0852	0904
Stourbridge Junction (SBJ)	2 d			0639	0654	0725				0758			0814			0832		0853	0905
Hagley (HAG)	d			0643		0729				0802			0819			0836		0856	0909
Blakedown (BKD)	d			0647		0732				0805			0822					0900	
Kidderminster (KID)	a			0651	0702	0736				0810			0828			0841		0906	0915
Kidderminster (KID)	d			0652		0737				0810						0842			0915
Hartlebury (HBY)	d					0742				0815									0921
Droitwich Spa (DTW)	d			0703		0750				0824						0853			0930
Worcester Shrub Hill (WOS)	7 a														0904				
Worcester Foregate Street (WOF)	7 a			0712		0801				0836									0942
Malvern Link (MVL)	a																		
Great Malvern (GMV)	a																		

For the complete service between London and Leamington Spa see table 113

For the complete service between Stratford-upon-Avon and Wilmcote see table 072

For the complete service between Birmingham, Worcester and Great Malvern see table 074

NOTES (see introductory pages for explanation of train operator codes and standard symbols)












a Arrival time
d Departure time
x Stops on request

A From Bicester North, see table 113
B From Southampton Central to Manchester Piccadilly, see table 050

MX Not Mondays

Leamington Spa and Stratford-upon-Avon to Birmingham, Stourbridge, Kidderminster and Worcester

Mondays to Fridays

Operator Train ID Days of operation/Notes 1st Class/Reservations/Bus Catering facilities	LM	CH	XC	CH	LM	CH	LM	LM	CH	XC	LM	CH	CH	XC	LM	LM	LM	LM
	2K16	2D06	1M22 C □◇ ≡	1G88	2V05	2R11	2K19	2V08	1R12	1M26 D □◇ ≡	2K22	1G89	2D15	1M30 D □◇ ≡	2V11	2K25	2V14	2W72
Stratford-upon-Avon (SAV)	d						0826	0851								0926		1001
Stratford Parkway (STY)	d						0830									0929		1005
Wilmcote (WMC)	d						0833									0932		1008
Wootton Wawen (WWW)	d						0837x									0937x		
Henley-in-Arden (HNL)	d						0841									0941		
Danzey (DZY)	d						0845x									0944x		
Wood End (WDE)	d						0849x									0948x		
The Lakes (TLK)	d						0851x									0950x		
Earlwood (West Midlands) (EWD)	d						0854									0953		
Wythall (WYT)	d						0857									0956		
Whitlocks End (WTE)	d				0840		0901								0940	1000		
Shirley (SRL)	d				0843		0904								0942	1002		
Yardley Wood (YRD)	d				0845		0906								0945	1005		
Hall Green (HLG)	d				0848		0910								0948	1008		
Spring Road (SRI)	d				0850		0912								0951	1010		
London Marylebone (MYB) 	d		0617	0710					0735			0811						
Leamington Spa (LMS)	d	0804	0808	0816	0825				0906	0916		0926	0940	1015				
Warwick (WRW)	d	0808	0814		0829				0911			0930	0945					
Warwick Parkway (WRP)	d	0810			0833				0914			0934						
Hatton (HTN)	d	0816	0821a						0920				0952a					
Lapworth (LPW)	d	0821						0908										
Dorridge (DDG)	d	0825				0846		0912	0927		0931						1009	1026
Widney Manor (WMR)	d	0830				0851		0915			0935						1014	1031
Solihull (SOL)	d	0833		0845		0854		0919	0933		0939	0946					1017	1035
Olton (OLT)	d	0836				0858		0922			0942						1020	1038
Acocks Green (ACG)	d	0839				0901		0925			0944						1023	1040
Tyseley (TYS)	d	0842			0854			0927							0954	1013		1043
Small Heath (SMA)	d	0844			0855			0930							0956	1015		1045
Birmingham New Street (BHM) 	a		0851						0951					1051				
Birmingham Moor Street (BMO)	d	0850		0855	0902	0910a	0920	0935	0944a		0951	0955			1002	1021	1031	1051
Birmingham Snow Hill (BSW) 	a	0852		0859	0904		0922	0938			0953	0959			1004	1023	1033	1053
Birmingham Snow Hill (BSW) 	d	0854			0906		0923	0939			0954				1006	1024	1039	1054
Jewellery Quarter (JEQ) 	d	0856			0908		0925	0941			0956				1008	1026	1041	1056
The Hawthorns (THW) 	d	0900			0912		0929	0945			1000				1012	1030	1045	1100
Smethwick Galton Bridge (SGB) 	d	0903			0915		0932	0948			1003				1015	1033	1048	1103
Langley Green (LGG)	d	0906					0935				1006					1036		1106
Rowley Regis (ROW)	d	0909			0921		0938	0953			1009				1021	1039	1054	1109
Old Hill (OHL)	d	0913					0942				1013					1043		1113
Cradley Heath (CRA)	d	0916			0926		0945	0958			1016				1026	1046	1059	1116
Lye (LYE)	d	0919					0948				1019					1049		1119
Stourbridge Junction (SBJ) 	a	0922			0931		0951	1003			1022				1031	1052	1104	1122
Stourbridge Junction (SBJ) 	d	0923			0932		0952	1004			1023				1032	1053	1105	1123
Hagley (HAG)	d	0926					0955	1008			1026					1056	1109	1126
Blakedown (BKD)	d	0930					0959				1030					1100		1130
Kidderminster (KID)	a	0936			0939		1005	1013			1036				1039	1106	1114	1136
Kidderminster (KID)	d				0940						1015				1040		1115	
Hartlebury (HBY)	d										1020						1120	
Droitwich Spa (DTW)	d				0952						1028				1051		1128	
Worcester Shrub Hill (WOS) 	a																	
Worcester Foregate Street (WOF) 	a				1003			1039							1102		1139	
Malvern Link (MVL)	a																	
Great Malvern (GMV)	a																	

NOTES (see introductory pages for explanation of train operator codes and standard symbols)

- a Arrival time
- d Departure time
- x Stops on request

- C From Reading to Manchester Piccadilly, see table 050
- D From Bournemouth to Manchester Piccadilly, see table 050

Leamington Spa and Stratford-upon-Avon to Birmingham, Stourbridge, Kidderminster and Worcester

Mondays to Fridays

Operator Train ID Days of operation/Notes 1st Class/Reservations/Bus Catering facilities	CH 1R90	LM 2V17	CH 2R18	XC 1M34 C D E	LM 2K31	LM 2V20	LM 2W74 E	CH 1R91	CH 2D23	LM 2V23	LM 2K37	LM 2V27	CH 1G23	XC 1M38 D E	LM 2W76	CH 1R92	LM 2V41	CH 2R26
Stratford-upon-Avon (SAV)	d				1026		1103				1126				1203			
Stratford Parkway (STY)	d				1029		1106				1129				1206			
Wilmcote (WMC)	d				1032						1132							
Wootton Waven (WWW)	d				1037x						1137x							
Henley-in-Arden (HNL)	d				1041						1141							
Danzey (DZY)	d				1044x						1144x							
Wood End (WDE)	d				1048x						1148x							
The Lakes (TLK)	d				1050x						1150x							
Earlwood (West Midlands) (EWD)	d				1053						1153							
Wythall (WYT)	d				1056						1156							
Whitlocks End (WTE)	d		1040		1100					1140	1200						1240	
Shirley (SRL)	d		1042		1102					1142	1202						1242	
Yardley Wood (YRD)	d		1045		1105					1145	1205						1245	
Hall Green (HLG)	d		1048		1108					1148	1208						1248	
Spring Road (SRI)	d		1051		1110					1151	1210						1251	
London Marylebone (MYB)	10	0910						1010					1037			1110		
Leamington Spa (LMS)	d	1026		1032 1116				1126	1132				1200	1216		1227		1232
Warwick (WRW)	d			1038					1137				1204					1238
Warwick Parkway (WRP)	d	1033						1133					1208			1233		
Hatton (HTN)	d			1044					1144a									1244
Lapworth (LPW)	d			1050														1250
Dorridge (DDG)	d			1055		1109	1127					1209	1218		1228			1255
Widney Manor (WMR)	d					1114	1131					1214			1232			
Solihull (SOL)	d	1045		1101		1117	1135	1145				1217	1223		1236	1245		1301
Olton (OLT)	d					1120	1138					1220			1239			
Acoccks Green (ACG)	d					1123	1140					1223			1241			
Tyseley (TYS)	d					1113	1143					1213			1244			
Small Heath (SMA)	d					1115	1145					1215			1246			
Birmingham New Street (BHM)	12	a			1151									1251				
Birmingham Moor Street (BMO)	d	1056a	1100	1114a		1121	1131	1151	1156a		1200	1221	1230	1236		1252	1256a	1300 1314a
Birmingham Snow Hill (BSW)	a		1102			1123	1135	1153			1202	1223	1233	1240		1254		1302
Birmingham Snow Hill (BSW)	d		1106			1124	1139	1154			1206	1224	1239		1255			1306
Jewellery Quarter (JEQ)	d		1108			1126	1141	1156			1208	1226	1241		1257			1308
The Hawthorns (THW)	d		1112			1130	1145	1200			1212	1230	1245		1301			1312
Smethwick Galton Bridge (SGB)	7	d		1115		1133	1148	1203			1215	1233	1248		1304			1315
Langley Green (LGG)	d					1136	1154	1206				1236			1307			
Rowley Regis (ROW)	d		1121			1139	1154	1209			1221	1239	1254		1310			1321
Old Hill (OHL)	d					1143	1159	1213				1243			1313			
Cradley Heath (CRA)	d		1126			1146	1159	1216			1226	1246	1259		1316			1326
Lye (LYE)	d					1149	1219	1219				1249			1319			
Stourbridge Junction (SBJ)	2	a		1131		1152	1204	1222			1231	1252	1304		1322			1331
Stourbridge Junction (SBJ)	2	d		1132		1153	1205	1223			1232	1253	1305		1323			1332
Hagley (HAG)	d					1156	1209	1226				1256	1309		1326			
Blakedown (BKD)	d					1200	1230	1230				1300			1330			
Kidderminster (KID)	a		1139			1206	1214	1236			1239	1306	1314		1336			1339
Kidderminster (KID)	d		1140				1215				1240		1315					1340
Hartlebury (HBY)	d						1220						1320					
Droitwich Spa (DTW)	d		1151				1228				1251	1328						1351
Worcester Shrub Hill (WOS)	7	a									1259							
Worcester Foregate Street (WOF)	7	a		1200			1239					1339						1400
Malvern Link (MVL)	a																	
Great Malvern (GMV)	a																	

NOTES (see introductory pages for explanation of train operator codes and standard symbols)

- a Arrival time
- d Departure time
- x Stops on request

- C From Reading to Manchester Piccadilly, see table 050
- D From Bournemouth to Manchester Piccadilly, see table 050
- E Also calls at Bearley 1111 and Claverdon 1117

Leamington Spa and Stratford-upon-Avon to Birmingham, Stourbridge, Kidderminster and Worcester

Mondays to Fridays

Operator	XC	LM	LM	CH	XC	LM	CH	CH	LM	LM	LM	CH	XC	LM	LM	CH	XC	LM	
Train ID	1E40	2K43	2V33	1G27	1M42	2W78	1R93	2D30	2V36	2K49	2V39	1G31	1M46	2W80	2V42	2R32	1E48	2K55	
Days of operation/Notes	F				C								D				G		
1st Class/Reservations/Bus	□◇				□◇								□◇				□◇		
Catering facilities	⚡				⚡								⚡				⚡		
Stratford-upon-Avon (SAV)	d		1226			1303				1326				1403				1426	
Stratford Parkway (STY)	d		1229			1306				1329				1406				1429	
Wilmcote (WMC)	d		1232							1332								1432	
Wootton Waven (WWW)	d		1237x							1337x								1437x	
Henley-in-Arden (HNL)	d		1241							1341								1441	
Danzey (DZY)	d		1244x							1344x								1444x	
Wood End (WDE)	d		1248x							1348x								1448x	
The Lakes (TLK)	d		1250x							1350x								1450x	
Earlwood (West Midlands) (EWD)	d		1253							1353								1453	
Wythall (WYT)	d		1256							1356								1456	
Whitlocks End (WTE)	d		1300						1340	1400					1440			1500	
Shirley (SRL)	d		1302						1342	1402					1442			1502	
Yardley Wood (YRD)	d		1305						1345	1405					1445			1505	
Hall Green (HLG)	d		1308						1348	1408					1448			1508	
Spring Road (SRI)	d		1310						1351	1410					1451			1510	
London Marylebone (MYB)	⊕ 10 d				1137			1210					1234						
Leamington Spa (LMS)	d	1249			1259	1316		1326					1358	1416			1432	1449	
Warwick (WRW)	d				1303				1332				1402				1438		
Warwick Parkway (WRP)	d				1307				1333				1406						
Hatton (HTN)	d									1344a							1444		
Lapworth (LPW)	d																1450		
Dorridge (DDG)	d			1309	1318			1326				1409	1416		1426c		1455		
Widney Manor (WMR)	d			1314				1331				1414			1430				
Solihull (SOL)	d			1317	1324			1334	1345			1417	1422		1434		1501		
Olton (OLT)	d			1320				1337				1420			1437				
Acoccks Green (ACG)	d			1323				1340				1423			1439				
Tyseley (TYS)	d		1313					1342			1413				1442			1513	
Small Heath (SMA)	d		1315					1345			1415				1444			1515	
Birmingham New Street (BHM)	⊕ 12 a	1318				1351							1451				1518		
Birmingham Moor Street (BMO)	d		1321	1331	1336			1350	1356a		1400	1421	1431	1436		1450	1500	1514a	1521
Birmingham Snow Hill (BSW)	⊕ a		1323	1333	1340			1353			1402	1423	1433	1440		1452	1502		1523
Birmingham Snow Hill (BSW)	⊕ d		1324	1339				1354			1406	1424	1439			1453	1503		1524
Jewellery Quarter (JEQ)	⊕ d		1326	1341				1356			1408	1426	1441			1455	1505		1526
The Hawthorns (THW)	⊕ d		1330	1345				1400			1412	1430	1445			1459	1509		1530
Smethwick Galton Bridge (SGB)	7 d		1333	1348				1403			1415	1433	1448			1502	1512		1533
Langley Green (LGG)	d		1336					1406				1436			1505				1536
Rowley Regis (ROW)	d		1339	1354				1409			1421	1439	1454			1508	1517		1539
Old Hill (OHL)	d		1343					1413				1443			1511				1543
Cradley Heath (CRA)	d		1346	1359				1416			1426	1446	1459			1514	1522		1546
Lye (LYE)	d		1349					1419				1449			1517				1549
Stourbridge Junction (SBJ)	2 a		1352	1404				1422			1431	1452	1504			1521	1527		1552
Stourbridge Junction (SBJ)	2 d		1353	1405				1423			1432	1453	1505			1521	1528		1553
Hagley (HAG)	d		1356	1409				1426				1456	1509			1526	1533		1556
Blakedown (BKD)	d		1400					1430				1500				1529	1536		1600
Kidderminster (KID)	a		1406	1414				1436			1439	1506	1514			1536	1540		1606
Kidderminster (KID)	d			1415							1440		1515				1541		
Hartlebury (HBY)	d			1420									1520				1546		
Droitwich Spa (DTW)	d			1428							1451		1528				1554		
Worcester Shrub Hill (WOS)	7 a										1459								
Worcester Foregate Street (WOF)	7 a			1439								1539				1605			
Malvern Link (MVL)	a																		
Great Malvern (GMV)	a																		

NOTES (see introductory pages for explanation of train operator codes and standard symbols)

- a Arrival time
- d Departure time
- x Stops on request
- c Arrives 3 minutes earlier

- C From Reading to Manchester Piccadilly, see table 050
- D From Bournemouth to Manchester Piccadilly, see table 050
- F From Banbury to Newcastle, see table 050
- G From Banbury, see table 113

Leamington Spa and Stratford-upon-Avon to Birmingham, Stourbridge, Kidderminster and Worcester

Mondays to Fridays

Operator Train ID Days of operation/Notes 1st Class/Reservations/Bus Catering facilities	LM	CH	XC	LM	CH	CH	LM	LM	LM	CH	XC	LM	CH	LM	CH	LM	LM	CH	
	2V45	1G35	1M50 C D P D	2W82	1R94	2D38	2V48	2K61	2V51	1G39	1M54 D P D	2W84	1G95	2V55	2R42	2K67	2V46	1G43	
Stratford-upon-Avon (SAV)	d			1503				1526				1603				1626			
Stratford Parkway (STY)	d			1506				1529				1606				1629			
Wilmcote (WMC)	d							1532								1632			
Wootton Waven (WWW)	d							1537x								1637x			
Henley-in-Arden (HNL)	d							1541								1641			
Danzey (DZY)	d							1544x								1644x			
Wood End (WDE)	d							1548x								1648x			
The Lakes (TLK)	d							1550x								1650x			
Earlwood (West Midlands) (EWD)	d							1553								1653			
Wythall (WYT)	d							1556								1656			
Whitlocks End (WTE)	d						1540	1600					1640			1700			
Shirley (SRL)	d						1542	1602					1642			1702			
Yardley Wood (YRD)	d						1545	1605					1645			1705			
Hall Green (HLG)	d						1548	1608					1648			1708			
Spring Road (SRI)	d						1551	1610					1651			1710			
London Marylebone (MYB)	10 d		1337		1410					1437		1510						1537	
Leamington Spa (LMS)	d	1458	1516		1525	1532				1601	1616	1625		1635				1659	
Warwick (WRW)	d		1502			1537				1605		1630		1640				1703	
Warwick Parkway (WRP)	d		1506		1530					1609		1633						1707	
Hatton (HTN)	d					1544a									1646				
Lapworth (LPW)	d											1622			1652				
Dorridge (DDG)	d	1509	1516		1526				1609	1619		1626			1656		1709	1717	
Widney Manor (WMR)	d	1514			1531				1614			1630					1714		
Solihull (SOL)	d	1517	1522		1534	1545			1617	1625		1634	1645		1702		1717	1723	
Olton (OLT)	d	1520			1537				1620			1637					1720		
Acocks Green (ACG)	d	1523			1540				1623			1639					1723		
Tyseley (TYS)	d				1543			1613				1642				1713			
Small Heath (SMA)	d				1545			1615				1644				1715			
Birmingham New Street (BHM)	12 a		1551								1651								
Birmingham Moor Street (BMO)	d	1531	1536		1551	1556a		1600	1621	1632	1637		1650	1656	1700	1714a	1721	1731	1737
Birmingham Snow Hill (BSW)	a	1533	1540		1553			1602	1623	1634	1641		1652	1700	1702		1723	1734	1741
Birmingham Snow Hill (BSW)	d	1539			1554			1606	1624	1639		1654		1706		1724	1739		
Jewellery Quarter (JEQ)	d	1541			1556			1608	1626	1641		1656		1708		1726	1741		
The Hawthorns (THW)	d	1545			1600			1612	1630	1645		1700		1712		1730	1745		
Smethwick Galton Bridge (SGB)	7 d	1548			1603			1615	1633	1648		1703		1715		1733	1748		
Langley Green (LGG)	d				1606				1636			1706				1736			
Rowley Regis (ROW)	d	1554			1609			1621	1639	1654		1709		1721		1739	1754		
Old Hill (OHL)	d				1613				1643			1713				1743			
Cradley Heath (CRA)	d	1559			1616			1626	1646	1659		1716		1726		1746	1759		
Lye (LYE)	d				1619				1649			1719				1749			
Stourbridge Junction (SBJ)	2 a	1604			1622			1631	1652	1704		1722		1731		1752	1804		
Stourbridge Junction (SBJ)	2 d	1605			1623			1632	1653	1705		1723		1732		1753	1805		
Hagley (HAG)	d	1609			1626				1656	1709		1726				1756	1809		
Blakedown (BKD)	d				1630				1700			1730				1800			
Kidderminster (KID)	a	1614			1636			1639	1706	1714		1736		1739		1806	1814		
Kidderminster (KID)	d	1615						1640		1715				1740			1815		
Hartlebury (HBY)	d	1620								1720							1820		
Droitwich Spa (DTW)	d	1628						1651		1728				1751			1828		
Worcester Shrub Hill (WOS)	7 a													1800					
Worcester Foregate Street (WOF)	7 a	1637						1700		1739							1839		
Malvern Link (MVL)	a																		
Great Malvern (GMV)	a																		

NOTES (see introductory pages for explanation of train operator codes and standard symbols)

- a Arrival time
- d Departure time
- x Stops on request

- C From Reading to Manchester Piccadilly, see table 050
- D From Bournemouth to Manchester Piccadilly, see table 050

Leamington Spa and Stratford-upon-Avon to Birmingham, Stourbridge, Kidderminster and Worcester

Mondays to Fridays

Operator Train ID Days of operation/Notes 1st Class/Reservations/Bus Catering facilities	XC	LM	LM	CH	LM	LM	CH	CH	XC	LM	LM	CH	LM	CH	XC	LM	CH	LM	
	1M58 C	2W48	2V50	1G46	2K62	2V03	1K48	2D49	1M62 D	2W71 H	2V65	1R50	2K69	1K52	1M66 D	2W86	1G54	2B71	
Stratford-upon-Avon (SAV)	d		1703			1726					1803							1903	
Stratford Parkway (STY)	d		1706			1729					1807							1907	
Wilmcote (WMC)	d					1732													
Wootton Waven (WWW)	d					1737x												1838x	
Henley-in-Arden (HNL)	d					1741												1842	
Danzey (DZY)	d					1744x												1846x	
Wood End (WDE)	d					1748x												1850x	
The Lakes (TLK)	d					1750x												1852x	
Earlwood (West Midlands) (EWD)	d					1753												1855	
Wythall (WYT)	d					1756												1858	
Whitlocks End (WTE)	d			1742		1800						1842						1902	
Shirley (SRL)	d			1744		1802						1843						1904	
Yardley Wood (YRD)	d			1747		1805						1847						1907	
Hall Green (HLG)	d			1750		1808						1850						1910	
Spring Road (SRI)	d			1752		1810						1853						1912	
London Marylebone (MYB)	☉ 10 d				1615			1646					1714		1746			1815	
Leamington Spa (LMS)	d	1716			1737			1805		1816			1828		1906	1916		1927	
Warwick (WRW)	d				1742				1811				1833					1932	
Warwick Parkway (WRP)	d				1746				1811				1837			1912		1936	
Hatton (HTN)	d									1823a			1842						
Lapworth (LPW)	d												1848						
Dorridge (DDG)	d		1727		1756		1809	1822			1826		1853		1923		1927	1946	
Widney Manor (WMR)	d		1731				1814				1830						1931		
Solihull (SOL)	d		1735		1802		1817	1827			1834		1859		1929		1935	1951	
Olton (OLT)	d		1738				1820				1837						1938		
Acocks Green (ACG)	d		1740				1823				1839						1940		
Tyseley (TYS)	d		1743	1756		1813					1842	1857		1915			1943		1959
Small Heath (SMA)	d		1745	1758		1815					1844	1900		1917			1946		2000
Birmingham New Street (BHM)	🚆 12 a	1751								1851						1951			
Birmingham Moor Street (BMO)	d		1751	1804	1814	1821	1831	1839c			1850	1905	1910a	1922	1941		1952	2002	2007
Birmingham Snow Hill (BSW)	🚆 a		1753	1806	1818	1823	1833	1841			1852	1908		1924	1943		1954	2006	2011
Birmingham Snow Hill (BSW)	🚆 d		1754	1809		1825	1839	1848			1853	1910		1925	1948		1957		
Jewellery Quarter (JEQ)	🚆 d		1756	1811		1827	1841				1855	1912		1927			1959		
The Hawthorns (THW)	🚆 d		1800	1815		1831	1845				1859	1916		1931			2003		
Smethwick Galton Bridge (SGB)	7 d		1803	1818		1834	1848				1902	1919		1934			2006		
Langley Green (LGG)	d		1806			1837					1905			1937			2009		
Rowley Regis (ROW)	d		1809	1824		1840	1854	1901			1908	1925		1941	2001		2013		
Old Hill (OHL)	d		1813			1843					1911			1944			2016		
Cradley Heath (CRA)	d		1816	1829		1846	1859				1915	1930		1947			2019		
Lye (LYE)	d		1819			1849					1918			1950			2022		
Stourbridge Junction (SBJ)	2 a		1822	1834		1853	1904	1910			1921	1935		1954	2010		2026		
Stourbridge Junction (SBJ)	2 d		1823	1835		1853	1905	1912			1922	1936		1954	2012		2026		
Hagley (HAG)	d		1826	1839		1857	1909				1925	1939		1958			2030		
Blakedown (BKD)	d		1830			1900					1929	1942		2001			2033		
Kidderminster (KID)	a		1836	1844		1906	1914	1923			1935	1947		2005	2023		2037		
Kidderminster (KID)	d			1845			1915							1948			2038		
Hartlebury (HBY)	d						1920							1953			2043		
Droitwich Spa (DTW)	d			1857			1928							2000			2051		
Worcester Shrub Hill (WOS)	7 a			1905															
Worcester Foregate Street (WOF)	7 a						1939					2011					2102		
Malvern Link (MVL)	a																		
Great Malvern (GMV)	a																		












NOTES (see introductory pages for explanation of train operator codes and standard symbols)

- a Arrival time
- d Departure time
- x Stops on request
- c Arrives 3 minutes earlier

- C From Reading to Manchester Piccadilly, see table 050
- D From Bournemouth to Manchester Piccadilly, see table 050
- H Also calls at Bearly 1811 and Claverdon 1816

Leamington Spa and Stratford-upon-Avon to Birmingham, Stourbridge, Kidderminster and Worcester

Mondays to Fridays

Operator Train ID Days of operation/Notes 1st Class/Reservations/Bus Catering facilities	LM	LM	LM	CH	CH	XC	LM	CH	LM	LM	CH	XC	LM	CH	LM	CH	XC	CH	
	2B16	2K73	2B18	2D55	1G55	1M70 C □◇ ⌘	2V75	1R58	2K77	2B20	1R59	1M74 D □◇ ⌘	2V79	1R96	2J81	1G63	1M78 J □◇ ⌘	2D64	
Stratford-upon-Avon (SAV)	d	1927							2027									2127	
Stratford Parkway (STY)	d	1930							2030									2130	
Wilmcote (WMC)	d	1933							2033									2133	
Wootton Waven (WWW)	d	1938x							2038x									2138x	
Henley-in-Arden (HNL)	d	1942							2042									2142	
Danzey (DZY)	d	1946x							2046x									2146x	
Wood End (WDE)	d	1950x							2050x									2150x	
The Lakes (TLK)	d	1952x							2052x									2153x	
Earlwood (West Midlands) (EWD)	d	1955							2055									2156	
Wythall (WYT)	d	1958							2058									2158	
Whitlocks End (WTE)	d	2001							2102									2202	
Shirley (SRL)	d	2004							2104									2205	
Yardley Wood (YRD)	d	2006							2107									2207	
Hall Green (HLG)	d	2010							2110									2211	
Spring Road (SRI)	d	2012							2112									2213	
London Marylebone (MYB) 	d				1847			1915			1946			2010			2036		
Leamington Spa (LMS)	d			1932	2009	2016		2034			2105	2116		2130			2157	2216	2226
Warwick (WRW)	d			1937	2013						2109						2201		2231
Warwick Parkway (WRP)	d				2017			2040			2112			2136			2205		
Hatton (HTN)	d			1945a							2117								2238a
Lapworth (LPW)	d										2123								
Dorridge (DDG)	d	1952		2017		2027		2030	2050		2110	2128		2131			2215		
Widney Manor (WMR)	d	1957		2022				2035			2115			2136					
Solihull (SOL)	d	2000		2025		2033		2038	2055		2118	2134		2139	2149		2221		
Olton (OLT)	d	2003		2028				2041			2121			2142					
Acoccks Green (ACG)	d	2006		2030				2043			2123			2144					
Tyseley (TYS)	d		2015					2046		2115				2147			2217		
Small Heath (SMA)	d		2017					2048		2117				2150			2219		
Birmingham New Street (BHM) 	a					2051							2151					2248	
Birmingham Moor Street (BMO)	d	2016c	2023	2038		2043		2054	2107a	2122	2131	2146a		2156	2201a	2225	2234		
Birmingham Snow Hill (BSW) 	a	2020	2025	2040		2047		2056		2124	2133			2158		2227	2238		
Birmingham Snow Hill (BSW) 	d		2026					2057		2125				2159		2228			
Jewellery Quarter (JEQ) 	d		2028					2100		2127				2202		2230			
The Hawthorns (THW) 	d		2032					2104		2131				2206		2234			
Smethwick Galton Bridge (SGB) 	d		2035					2107		2134				2209		2237			
Langley Green (LGG)	d		2038					2110		2137				2212		2240			
Rowley Regis (ROW)	d		2042					2113		2141				2215		2243			
Old Hill (OHL)	d		2045					2116		2144				2218		2246			
Cradley Heath (CRA)	d		2048					2120		2147				2221		2249			
Lye (LYE)	d		2051					2123		2150				2224		2252			
Stourbridge Junction (SBJ) 	a		2055					2126		2154				2228		2257			
Stourbridge Junction (SBJ) 	d		2055					2127		2154				2228					
Hagley (HAG)	d		2059					2131		2158				2232					
Blakedown (BKD)	d		2102					2134		2201				2235					
Kidderminster (KID)	a		2107					2138		2207				2239					
Kidderminster (KID)	d							2139						2240					
Hartlebury (HBY)	d							2144						2245					
Droitwich Spa (DTW)	d							2152						2253					
Worcester Shrub Hill (WOS) 	a							2200											
Worcester Foregate Street (WOF) 	a							2208						2305					
Malvern Link (MVL)	a																		
Great Malvern (GMV)	a																		












NOTES (see introductory pages for explanation of train operator codes and standard symbols)

- a Arrival time
- d Departure time
- x Stops on request
- c Arrives 3 minutes earlier

- C From Reading to Manchester Piccadilly, see table 050
- D From Bournemouth to Manchester Piccadilly, see table 050
- J From Bournemouth, see table 050

Leamington Spa and Stratford-upon-Avon to Birmingham, Stourbridge, Kidderminster and Worcester

Mondays to Fridays












Operator Train ID 1st Class/Reservations/Bus	LM	LM	CH	LM	LM	CH	LM	CH	CH
	1V98 □	2V60	1J65	2B24	2B99	1R97	2W88	1R71	1R98
Stratford-upon-Avon (SAV)	d			2230			2330		
Stratford Parkway (STY)	d			2233			2334		
Wilmcote (WMC)	d			2236					
Wootton Waven (WWW)	d								
Henley-in-Arden (HNL)	d			2243					
Danzey (DZY)	d								
Wood End (WDE)	d								
The Lakes (TLK)	d								
Earlswood (West Midlands) (EWD)	d			2251					
Wythall (WYT)	d			2254					
Whitlocks End (WTE)	d			2257					
Shirley (SRL)	d			2300					
Yardley Wood (YRD)	d			2302					
Hall Green (HLG)	d			2306					
Spring Road (SRI)	d			2308					
London Marylebone (MYB) 	d		2110			2208		2233	2307
Leamington Spa (LMS)	d		2231			2331		0002	0025
Warwick (WRW)	d		2235					0007	0029
Warwick Parkway (WRP)	d		2239			2337		0011	0032
Hatton (HTN)	d		2244						
Lapworth (LPW)	d		2249						
Dorridge (DDG)	d	2231	2254		2330			0021	
Widney Manor (WMR)	d	2236	2258		2335				
Solihull (SOL)	d	2239	2301		2338	2349		0027	0044
Olton (OLT)	d	2242			2341				
Acoccks Green (ACG)	d	2245			2344				
Tyseley (TYS)	d	2248		2311	2347				
Small Heath (SMA)	d	2252		2313	2349				
Birmingham New Street (BHM) 	a								
Birmingham Moor Street (BMO)	d	2258	2310	2319	2355	0001a	0006s	0039a	0056a
Birmingham Snow Hill (BSW) 	a	2300	2312	2321	2359		0012		
Birmingham Snow Hill (BSW) 	d	2301	2315						
Jewellery Quarter (JEQ) 	d	2303	2318						
The Hawthorns (THW) 	d	2307	2322						
Smethwick Galton Bridge (SGB) 	d	2310	2325						
Langley Green (LGG)	d	2313	2329						
Rowley Regis (ROW)	d	2317	2333						
Old Hill (OHL)	d	2320	2336						
Cradley Heath (CRA)	d	2323	2340						
Lye (LYE)	d	2326	2343						
Stourbridge Junction (SBJ) 	a	2330	2349						
Stourbridge Junction (SBJ) 	d	2330							
Hagley (HAG)	d	2334							
Blakedown (BKD)	d	2337							
Kidderminster (KID)	a	2341							
Kidderminster (KID)	d	2342							
Hartlebury (HBY)	d	2347							
Droitwich Spa (DTW)	d	2336	2355						
Worcester Shrub Hill (WOS) 	a		0005						
Worcester Foregate Street (WOF) 	a	2347							
Malvern Link (MVL)	a								
Great Malvern (GMV)	a								

NOTES (see introductory pages for explanation of train operator codes and standard symbols)

- a Arrival time
- d Departure time
- s Stops to set down only

Leamington Spa and Stratford-upon-Avon to Birmingham, Stourbridge, Kidderminster and Worcester

Saturdays

Operator	CH	CH	LM	CH	LM	LM	LM	LM	LM	XC	LM	CH	LM	LM	LM	XC	CH	CH
Train ID	1R71	1R98	2V01	2R00	2V04	2B00	2J06	2V75	2K05	1M18	2V02	2R02	2K13	2V06	2K07	1M22	1R08	2D09
Days of operation/Notes 1st Class/Reservations/Bus Catering facilities				A						B ◇ ♣		C				D ◇		
Stratford-upon-Avon (SAV)	d										0700		0726					
Stratford Parkway (STY)	d										0704		0729					
Wilmcote (WMC)	d										0707		0732					
Wootton Waven (WWW)	d										0712x		0737x					
Henley-in-Arden (HNL)	d										0716		0741					
Danzey (DZY)	d										0720x		0744x					
Wood End (WDE)	d										0723x		0748x					
The Lakes (TLK)	d										0726x		0750x					
Earlwood (West Midlands) (EWD)	d										0729		0753					
Wythall (WYT)	d										0731		0756					
Whitlocks End (WTE)	d							0703			0735		0800					
Shirley (SRL)	d							0705			0738		0802					
Yardley Wood (YRD)	d							0708			0741		0805					
Hall Green (HLG)	d							0711			0744		0808					
Spring Road (SRI)	d							0714			0747		0810					
London Marylebone (MYB) 	d									0715		0721			0758	0816	0700	
Leamington Spa (LMS)	d	0002	0025		0621		0628										0825	0840
Warwick (WRW)	d	0007	0029		0625		0632									0803	0829	0844
Warwick Parkway (WRP)	d	0011	0032		0629		0635									0806	0833	
Hatton (HTN)	d						0639						0734			0810		0852a
Lapworth (LPW)	d						0646						0740			0815		
Dorridge (DDG)	d	0021			0641		0650			0726		0745		0807	0819		0843	
Widney Manor (WMR)	d						0654			0731				0812	0824			
Solihull (SOL)	d	0027	0044		0647		0658			0734		0750		0815	0827		0849	
Olton (OLT)	d						0701			0737				0818	0831			
Acocks Green (ACG)	d						0704			0740				0821	0834			
Tyseley (TYS)	d						0706	0717		0742			0813	0824	0837			
Small Heath (SMA)	d						0709	0719		0745			0815		0839			
Bordesley (BBS)	d																	
Birmingham New Street (BHM) 	a									0751						0851		
Birmingham Moor Street (BMO)	d	0039a	0056a		0658a		0715	0725		0751		0800e	0802a	0821	0830	0846		0900a
Birmingham Snow Hill (BSW) 	a						0718	0727		0753		0802		0823	0832	0848		
Birmingham Snow Hill (BSW) 	d				0612		0701		0728	0736	0754		0806		0824	0839	0854	
Jewellery Quarter (JEQ) 	d				0614		0703		0730	0738	0756		0808		0826	0841	0856	
The Hawthorns (THW) 	d				0618		0707		0734	0742	0800		0812		0830	0845	0900	
Smethwick Galton Bridge (SGB) 	d				0621		0710		0737	0745	0803		0815		0833	0848	0903	
Langley Green (LGG)	d				0624		0713		0740		0806				0836		0906	
Rowley Regis (ROW)	d				0627		0716		0743	0751	0810		0821		0839	0854	0909	
Old Hill (OHL)	d				0631		0719		0747		0813				0843		0913	
Cradley Heath (CRA)	d				0634		0722		0750	0756	0816		0826		0846	0859	0916	
Lye (LYE)	d				0637		0725		0753		0819				0849		0919	
Stourbridge Junction (SBJ) 	a				0640		0729		0757	0801	0823		0831		0852	0904	0923	
Stourbridge Junction (SBJ) 	d				0641		0729			0802	0823		0832		0853	0905	0923	
Hagley (HAG)	d				0644		0733			0806	0827				0856	0909	0927	
Blakedown (BKD)	d				0647		0736				0830				0900		0930	
Kidderminster (KID)	a				0652		0740			0811	0835		0839		0905	0914	0935	
Kidderminster (KID)	d				0652		0741			0812			0840			0915		
Hartlebury (HBY)	d				0657		0746			0817					0920			
Droitwich Spa (DTW)	d				0706		0754			0827			0851		0928			
Worcester Shrub Hill (WOS) 	a																	
Worcester Foregate Street (WOF) 	a				0715		0803			0836			0902		0939			
Malvern Link (MVL)	a																	
Great Malvern (GMV)	a																	








NOTES (see introductory pages for explanation of train operator codes and standard symbols)

- a Arrival time
- d Departure time
- x Stops on request
- e Arrives 6 minutes earlier

- A From Banbury, see table 113
- B From Reading to Manchester Piccadilly, see table 050
- C From High Wycombe, see table 113
- D From Southampton Central to Manchester Piccadilly, see table 050

Leamington Spa and Stratford-upon-Avon to Birmingham, Stourbridge, Kidderminster and Worcester

Saturdays

Operator Train ID Days of operation/Notes 1st Class/Reservations/Bus Catering facilities	LM	LM	LM	XC	LM	LM	CH	LM	LM	XC	LM	LM	CH	LM	LM	XC	LM	LM	
	2V07	2K19	2V08	1M26 B B B	2W70	2V11	1R12	2K25	2V14	1M30 E E E	2W72 F	2V17	1R16	2K31	2V20	1M34 B B B	2W74 G	2V23	
Stratford-upon-Avon (SAV)	d	0826			0903			0926			1003			1026			1103		
Stratford Parkway (STY)	d	0829			0906			0929			1006			1029			1106		
Wilmcote (WMC)	d	0832						0932						1032					
Wootton Waven (WWW)	d	0837x						0937x						1037x					
Henley-in-Arden (HNL)	d	0841						0941						1041					
Danzey (DZY)	d	0844x						0944x						1044x					
Wood End (WDE)	d	0848x						0948x						1048x					
The Lakes (TLK)	d	0850x						0950x						1050x					
Earlwood (West Midlands) (EWD)	d	0853						0953						1053					
Wythall (WYT)	d	0856						0956						1056					
Whitlocks End (WTE)	d	0842	0900			0940		1000				1040		1100				1140	
Shirley (SRL)	d	0844	0902			0942		1002				1042		1102				1142	
Yardley Wood (YRD)	d	0847	0905			0945		1005				1045		1105				1145	
Hall Green (HLG)	d	0850	0908			0948		1008				1048		1108				1148	
Spring Road (SRI)	d	0853	0910			0951		1010				1051		1110				1151	
London Marylebone (MYB)	 d				0915		0800			1016			0900				1115		
Leamington Spa (LMS)	d						0932						1031						
Warwick (WRW)	d						0936						1037						
Warwick Parkway (WRP)	d						0940						1043						
Hatton (HTN)	d						0945												
Lapworth (LPW)	d						0951												
Dorridge (DDG)	d		0909		0926	0956		1010		1026		1055		1109			1126		
Widney Manor (WMR)	d		0914		0931			1015		1031				1114			1131		
Solihull (SOL)	d		0917		0934		1001		1018	1034		1101		1117			1134		
Olton (OLT)	d		0920		0937			1021		1037				1120			1137		
Acoccks Green (ACG)	d		0922		0939			1023		1039				1122			1139		
Tyseley (TYS)	d	0856	0913		0942			1013		1042				1113			1142		
Small Heath (SMA)	d	0858	0915		0944			1015		1044				1115			1144		
Bordesley (BBS)	d																		
Birmingham New Street (BHM)	 a				0951					1051							1151		
Birmingham Moor Street (BMO)	d	0904	0921	0930		0950	0959	1012a	1021	1031		1050	1100	1112a	1121	1130		1150	1200
Birmingham Snow Hill (BSW)	a	0906	0923	0932		0952	1001		1023	1033		1052	1102		1123	1132		1152	1202
Birmingham Snow Hill (BSW)	d	0907	0924	0939		0954	1006		1024	1039		1054	1106		1124	1139		1154	1206
Jewellery Quarter (JEQ)	d	0909	0926	0941		0956	1008		1026	1041		1056	1108		1126	1141		1156	1208
The Hawthorns (THW)	d	0913	0930	0945		1000	1012		1030	1045		1100	1112		1130	1145		1200	1212
Smethwick Galton Bridge (SGB)	 d	0916	0933	0948		1003	1015		1033	1048		1103	1115		1133	1148		1203	1215
Langley Green (LGG)	d		0936		1006			1036		1106				1136			1206		
Rowley Regis (ROW)	d	0921	0939	0954		1009	1021		1039	1054		1109	1121		1139	1154		1209	1221
Old Hill (OHL)	d		0943		1013			1043		1113				1143			1213		
Cradley Heath (CRA)	d	0926	0946	0959		1016	1026		1046	1059		1116	1126		1146	1159		1216	1226
Lye (LYE)	d		0949		1019			1049		1119				1149			1219		
Stourbridge Junction (SBJ)	 a	0931	0952	1004		1022	1031		1052	1104		1122	1131		1152	1204		1222	1231
Stourbridge Junction (SBJ)	 d	0932	0953	1005		1023	1032		1053	1105		1123	1132		1153	1205		1223	1232
Hagley (HAG)	d		0956	1009		1026			1056	1109		1126			1156	1209		1226	
Blakedown (BKD)	d		1000			1030			1100			1130			1200			1230	
Kidderminster (KID)	a	0939	1004	1014		1035	1039		1105	1114		1135	1139		1205	1214		1235	1239
Kidderminster (KID)	d	0940		1015			1040			1115			1140		1215				1240
Hartlebury (HBY)	d			1020						1120					1220				
Droitwich Spa (DTW)	d	0951		1028			1051			1128			1151		1228				1251
Worcester Shrub Hill (WOS)	 a																		
Worcester Foregate Street (WOF)	 a	1002		1039			1102			1139			1202			1239			1302
Malvern Link (MVL)	a																		
Great Malvern (GMV)	a																		












NOTES (see introductory pages for explanation of train operator codes and standard symbols)

- a Arrival time
- d Departure time
- x Stops on request

- B From Reading to Manchester Piccadilly, see table 050
- E From Bournemouth to Manchester Piccadilly, see table 050
- F Also calls at Bearley 1011 and Claverdon 1016
- G Also calls at Bearley 1111 and Claverdon 1116

Leamington Spa and Stratford-upon-Avon to Birmingham, Stourbridge, Kidderminster and Worcester

Saturdays

Operator Train ID Days of operation/Notes 1st Class/Reservations/Bus Catering facilities	CH	CH	LM	LM	XC	LM	LM	CH	LM	LM	XC	LM	LM	CH	CH	LM	LM	CH
	1R20	2D21	2K37	2V27	1M38 E □◇ ⌘	2W76	2V29	1R24	2K43	2V33	1M42 B □◇ ⌘	2W78	2V35	1R28	2D29	2K49	2V39	1R30
Stratford-upon-Avon (SAV)	d		1126			1202			1226			1302				1326		
Stratford Parkway (STY)	d		1129			1205			1229			1306				1329		
Wilmcote (WMC)	d		1132						1232							1332		
Wootton Waven (WWW)	d		1137x						1237x							1337x		
Henley-in-Arden (HNL)	d		1141						1241							1341		
Danzey (DZY)	d		1144x						1244x							1344x		
Wood End (WDE)	d		1148x						1248x							1348x		
The Lakes (TLK)	d		1150x						1250x							1350x		
Earlwood (West Midlands) (EWD)	d		1153						1253							1353		
Wythall (WYT)	d		1156						1256							1356		
Whitlocks End (WTE)	d		1200				1240		1300				1340			1400		
Shirley (SRL)	d		1202				1242		1302				1342			1402		
Yardley Wood (YRD)	d		1205				1245		1305				1345			1405		
Hall Green (HLG)	d		1208				1248		1308				1348			1408		
Spring Road (SRI)	d		1210				1251		1310				1351			1410		
London Marylebone (MYB) 	d	1000						1100						1200				1237
Leamington Spa (LMS)	d	1127	1132		1216			1229			1316			1327	1332			1359
Warwick (WRW)	d	1131	1137					1234						1331	1337			1404
Warwick Parkway (WRP)	d	1135						1238						1335				1408
Hatton (HTN)	d	1141	1144a											1341	1344a			
Lapworth (LPW)	d	1147												1347				
Dorridge (DDG)	d	1153		1209		1226	1249		1309		1328	1353				1409	1418	
Widney Manor (WMR)	d			1214		1231			1314		1331					1414		
Solihull (SOL)	d	1158		1217		1234	1255		1317		1335	1358				1417	1424	
Olton (OLT)	d			1220		1237			1320		1338					1420		
Acocks Green (ACG)	d			1222		1240			1322		1340					1422		
Tyseley (TYS)	d		1213			1243		1313			1343				1413			
Small Heath (SMA)	d		1215			1245		1315			1345				1415			
Bordesley (BBS)	d											1356						
Birmingham New Street (BHM) 	a				1251						1351							
Birmingham Moor Street (BMO)	d	1209a	1221	1230		1251	1300	1306a	1321	1330		1351	1401	1409a	1421	1430	1436a	
Birmingham Snow Hill (BSW) 	a		1223	1232		1253	1302		1323	1332		1353	1403		1423	1432		
Birmingham Snow Hill (BSW) 	d		1224	1239		1254	1306		1324	1339		1354	1406		1424	1439		
Jewellery Quarter (JEQ) 	d		1226	1241		1257	1308		1326	1341		1356	1408		1426	1441		
The Hawthorns (THW) 	d		1230	1245		1301	1312		1330	1345		1400	1412		1430	1445		
Smethwick Galton Bridge (SGB) 	d		1233	1248		1303	1315		1333	1348		1403	1415		1433	1448		
Langley Green (LGG)	d		1236			1306			1336			1406			1436			
Rowley Regis (ROW)	d		1239	1254		1309	1321		1339	1354		1409	1421		1439	1454		
Old Hill (OHL)	d		1243			1313			1343			1413			1443			
Cradley Heath (CRA)	d		1246	1259		1316	1326		1346	1359		1416	1426		1446	1459		
Lye (LYE)	d		1249			1319			1349			1419			1449			
Stourbridge Junction (SBJ) 	a		1252	1304		1322	1331		1352	1404		1422	1431		1452	1504		
Stourbridge Junction (SBJ) 	d		1253	1305		1323	1332		1353	1405		1423	1432		1453	1505		
Hagley (HAG)	d		1256	1309		1326			1356	1409		1426			1456	1509		
Blakedown (BKD)	d		1300			1330			1400			1430			1500			
Kidderminster (KID)	a		1305	1314		1336	1339		1405	1414		1436	1439		1505	1514		
Kidderminster (KID)	d			1315			1340			1415			1440			1515		
Hartlebury (HBY)	d			1320						1420						1520		
Droitwich Spa (DTW)	d			1328			1351			1428			1451			1528		
Worcester Shrub Hill (WOS) 	a												1502			1539		
Worcester Foregate Street (WOF) 	a			1339			1402			1439								
Malvern Link (MVL)	a																	
Great Malvern (GMV)	a																	







NOTES (see introductory pages for explanation of train operator codes and standard symbols)

a Arrival time
d Departure time
x Stops on request

B From Reading to Manchester Piccadilly, see table 050
E From Bournemouth to Manchester Piccadilly, see table 050

Leamington Spa and Stratford-upon-Avon to Birmingham, Stourbridge, Kidderminster and Worcester

Saturdays

Operator Train ID Days of operation/Notes 1st Class/Reservations/Bus Catering facilities	XC	LM	LM	CH	LM	LM	XC	LM	LM	CH	CH	LM	LM	XC	LM	LM	CH	LM	
	1M46 E 1◇ ⚡	2W80	2V41	1R32	2K55	2V45	1M50 B 1◇ ⚡	2W82	2V47	1R36	2D37	2K61	2V51	1M54 E 1◇ ⚡	2W84	2V53	1R40	2K67	
Stratford-upon-Avon (SAV)	d	1403			1426			1503				1526			1603			1626	
Stratford Parkway (STY)	d	1406			1429			1506				1529			1606			1629	
Wilmcote (WMC)	d				1432							1532						1632	
Wootton Waven (WWW)	d				1437x							1537x						1637x	
Henley-in-Arden (HNL)	d				1441							1541						1641	
Danzey (DZY)	d				1444x							1544x						1644x	
Wood End (WDE)	d				1448x							1548x						1648x	
The Lakes (TLK)	d				1450x							1550x						1650x	
Earlwood (West Midlands) (EWD)	d				1453							1553						1653	
Wythall (WYT)	d				1456							1556						1656	
Whitlocks End (WTE)	d		1440		1500				1540			1600			1640			1700	
Shirley (SRL)	d		1442		1502				1542			1602			1642			1702	
Yardley Wood (YRD)	d		1445		1505				1545			1605			1645			1705	
Hall Green (HLG)	d		1448		1508				1548			1608			1648			1708	
Spring Road (SRI)	d		1451		1510				1551			1610			1651			1710	
London Marylebone (MYB) 	d			1300						1400							1500		
Leamington Spa (LMS)	d	1416		1431			1515			1527	1532			1616			1631		
Warwick (WRW)	d			1437						1531	1537						1637		
Warwick Parkway (WRP)	d			1443						1535							1643		
Hatton (HTN)	d									1541	1544a								
Lapworth (LPW)	d									1547									
Dorridge (DDG)	d		1426		1455		1509		1526		1553		1609		1626		1655		
Widney Manor (WMR)	d		1431				1514		1531				1614		1631				
Solihull (SOL)	d		1434		1501		1517		1534		1558		1617		1634		1701		
Olton (OLT)	d		1437				1520		1537				1620		1637				
Acoccks Green (ACG)	d		1439				1522		1539				1622		1639				
Tyseley (TYS)	d		1442			1513			1542				1613		1642			1713	
Small Heath (SMA)	d		1444			1515			1544				1615		1644			1715	
Bordesley (BBS)	d																		
Birmingham New Street (BHM) 	a	1451						1551						1651					
Birmingham Moor Street (BMO)	d		1450	1500	1512a	1521	1530		1550	1600	1609a		1621	1630		1650	1700	1712a	1721
Birmingham Snow Hill (BSW)	a		1452	1502		1523	1532		1552	1603			1623	1632		1652	1702		1723
Birmingham Snow Hill (BSW)	d		1454	1506		1524	1539		1554	1606			1624	1639		1654	1706		1724
Jewellery Quarter (JEQ)	d		1456	1508		1526	1541		1556	1608			1626	1641		1656	1708		1726
The Hawthorns (THW)	d		1500	1512		1530	1545		1600	1612			1630	1645		1700	1712		1730
Smethwick Galton Bridge (SGB) 	d		1503	1515		1533	1548		1603	1615			1633	1648		1703	1715		1733
Langley Green (LGG)	d		1506			1536			1606				1636		1706				1736
Rowley Regis (ROW)	d		1509	1521		1539	1554		1609	1621			1639	1654		1709	1721		1739
Old Hill (OHL)	d		1513			1543			1613				1643		1713				1743
Cradley Heath (CRA)	d		1516	1526		1546	1559		1616	1626			1646	1659		1716	1726		1746
Lye (LYE)	d		1519			1549			1619				1649		1719				1749
Stourbridge Junction (SBJ) 	a		1522	1531		1552	1604		1622	1631			1652	1704		1722	1731		1752
Stourbridge Junction (SBJ)	d		1523	1532		1553	1605		1623	1632			1653	1705		1723	1732		1753
Hagley (HAG)	d		1526			1556	1609		1626				1656	1709		1726			1756
Blakedown (BKD)	d		1530			1600			1630				1700		1730				1800
Kidderminster (KID)	a		1535	1539		1606	1614		1635	1639			1706	1714		1735	1739		1806
Kidderminster (KID)	d			1540			1615			1640				1715			1740		
Hartlebury (HBY)	d						1620							1720					
Droitwich Spa (DTW)	d			1551			1628			1651				1728			1750		
Worcester Shrub Hill (WOS) 	a									1659						1800			
Worcester Foregate Street (WOF) 	a			1602			1639							1739					
Malvern Link (MVL)	a																		
Great Malvern (GMV)	a																		











NOTES (see introductory pages for explanation of train operator codes and standard symbols)

- a Arrival time
- d Departure time
- x Stops on request

- B From Reading to Manchester Piccadilly, see table 050
- E From Bournemouth to Manchester Piccadilly, see table 050

Leamington Spa and Stratford-upon-Avon to Birmingham, Stourbridge, Kidderminster and Worcester

Saturdays

Operator Train ID Days of operation/Notes 1st Class/Reservations/Bus Catering facilities	LM	XC	LM	LM	CH	LM	LM	LM	CH	XC	CH	XC	LM	LM	LM	LM	LM	CH
	2V57	1M58 B B B	2W86 H	2V59	1R44	2K73	2V64	2W71 J	2D45	1M62 E E E	1K48	1M66 B B B	2V65	2K79	2V67	2W90	2V54	1R52
Stratford-upon-Avon (SAV)	d		1703			1726		1802						1826		1908		
Stratford Parkway (STY)	d		1706			1729		1806						1829		1912		
Wilmcote (WMC)	d					1732								1832				
Wootton Waven (WWW)	d					1737x								1837x				
Henley-in-Arden (HNL)	d					1741								1841				
Danzey (DZY)	d					1744x								1844x				
Wood End (WDE)	d					1748x								1848x				
The Lakes (TLK)	d					1750x								1850x				
Earlwood (West Midlands) (EWD)	d					1753								1853				
Wythall (WYT)	d					1756								1856				
Whitlocks End (WTE)	d			1740		1800						1845	1900				1936	
Shirley (SRL)	d			1742		1802						1848	1902				1939	
Yardley Wood (YRD)	d			1745		1805						1850	1905				1941	
Hall Green (HLG)	d			1748		1808						1854	1908				1945	
Spring Road (SRI)	d			1751		1810						1856	1910				1947	
London Marylebone (MYB) 	d				1600					1700								1800
Leamington Spa (LMS)	d	1716			1727					1816	1916							1925
Warwick (WRW)	d				1731				1732	1830								1929
Warwick Parkway (WRP)	d				1735				1737	1835								1932
Hatton (HTN)	d				1741				1744a									
Lapworth (LPW)	d				1747													
Dorridge (DDG)	d	1709		1726	1753		1809	1827			1845				1916	1929		1942
Widney Manor (WMR)	d	1714		1731			1814	1830							1921	1934		
Solihull (SOL)	d	1717		1734	1758		1817	1834			1850				1924	1937		1948
Olton (OLT)	d	1720		1737			1821	1837							1927	1940		
Acocks Green (ACG)	d	1722		1739			1823	1839							1929	1943		
Tyseley (TYS)	d			1742		1813		1842						1913	1932			
Small Heath (SMA)	d			1744		1815		1844						1915	1934			
Bordesley (BBS)	d																	
Birmingham New Street (BHM) 	a	1751								1851		1951						
Birmingham Moor Street (BMO)	d	1730		1750	1800	1809a	1821	1831	1850			1900	1921	1940	1950	1955	2000a	
Birmingham Snow Hill (BSW)	a	1732		1752	1803		1823	1833	1852			1902	1923	1942	1953	1957		
Birmingham Snow Hill (BSW) 	d	1739		1754	1806		1824	1839	1853			1906	1924	1945	1954	2004		
Jewellery Quarter (JEQ) 	d	1741		1756	1808		1826	1841	1855				1915	1926	1947	1956	2006	
The Hawthorns (THW) 	d	1745		1800	1812		1830	1845	1859				1919	1930	1951	2000	2010	
Smethwick Galton Bridge (SGB) 	d	1748		1803	1815		1833	1848	1902				1922	1933	1954	2003	2013	
Langley Green (LGG)	d			1806			1836		1905					1936		2006		
Rowley Regis (ROW)	d	1754		1809	1821		1839	1854	1909		1919		1928	1939	2000	2009	2018	
Old Hill (OHL)	d			1813			1843		1912					1942		2013		
Cradley Heath (CRA)	d	1759		1816	1826		1846	1859	1915				1933	1945	2005	2016	2023	
Lye (LYE)	d			1819			1849		1918					1948		2019		
Stourbridge Junction (SBJ) 	a	1804		1822	1831		1852	1904	1922			1928	1938	1952	2010	2022	2028	
Stourbridge Junction (SBJ) 	d	1805		1823	1832		1853	1905	1922			1930	1939	1952	2011	2023	2029	
Hagley (HAG)	d	1809		1826			1856	1909	1926					1956	2015	2026	2033	
Blakedown (BKD)	d			1830			1900		1929					2000	2018	2030		
Kidderminster (KID)	a	1814		1835	1839		1905	1914	1933			1941	1946	2006	2024	2036	2038	
Kidderminster (KID)	d	1815			1840			1915					1947		2025		2039	
Hartlebury (HBY)	d	1820						1920							2030		2044	
Droitwich Spa (DTW)	d	1828			1851			1928					1958		2038		2052	
Worcester Shrub Hill (WOS) 	a				1859													
Worcester Foregate Street (WOF) 	a	1839						1939					2008		2047		2101	
Malvern Link (MVL)	a																	
Great Malvern (GMV)	a																	












NOTES (see introductory pages for explanation of train operator codes and standard symbols)

- a Arrival time
- d Departure time
- x Stops on request

- B From Reading to Manchester Piccadilly, see table 050
- E From Bournemouth to Manchester Piccadilly, see table 050
- H Also calls at Bearley 1711 and Claverdon 1716
- J Also calls at Bearley 1811 and Claverdon 1816

Leamington Spa and Stratford-upon-Avon to Birmingham, Stourbridge, Kidderminster and Worcester

Saturdays

Operator Train ID Days of operation/Notes 1st Class/Reservations/Bus Catering facilities	CH 2D53	LM 2B68	LM 2K85	LM 2V75	CH 1R54	XC 1M70 E E E	LM 2V56	CH 1R56	LM 2B91	LM 2J77	CH 1K58	XC 1M74 B E E	LM 2B79	LM 2V58	LM 2B93	CH 1R60	CH 2D61	LM 2J94
Stratford-upon-Avon (SAV)	d		1926							2026								2126
Stratford Parkway (STY)	d		1929							2029								2130
Wilmcote (WMC)	d		1932							2032								2133
Wootton Waven (WWW)	d		1937x							2037x								
Henley-in-Arden (HNL)	d		1941							2041								2140
Danzey (DZY)	d		1944x							2045x								
Wood End (WDE)	d		1948x							2049x								2146x
The Lakes (TLK)	d		1950x							2051x								2148x
Earlwood (West Midlands) (EWD)	d		1953							2054								2151
Wythall (WYT)	d		1956							2057								2154
Whitlocks End (WTE)	d		2000				2032			2101			2140					2158
Shirley (SRL)	d		2002				2035			2103			2142					2200
Yardley Wood (YRD)	d		2005				2037			2106			2145					2203
Hall Green (HLG)	d		2008				2041			2109			2148					2206
Spring Road (SRI)	d		2010				2043			2111			2150					2208
London Marylebone (MYB) 	d				1837			1900			1937					2000		
Leamington Spa (LMS)	d	1932			2001	2016		2025			2055	2116				2127	2132	
Warwick (WRW)	d	1937			2006			2030			2059					2131	2137	
Warwick Parkway (WRP)	d				2010			2033			2103					2135		
Hatton (HTN)	d	1944a			2016											2141	2144a	
Lapworth (LPW)	d				2022											2147		
Dorridge (DDG)	d	1947		2017	2027			2043	2046		2114		2116		2146	2154		
Widney Manor (WMR)	d	1952		2022					2051				2121		2151			
Solihull (SOL)	d	1955		2025	2033			2049	2054		2119		2124		2154	2200		
Olton (OLT)	d	1958		2028					2057				2127		2157			
Acoccks Green (ACG)	d	2000		2031					2100				2130		2200			
Tyseley (TYS)	d		2013				2046		2102									2211
Small Heath (SMA)	d		2015				2049											2213
Bordesley (BBS)	d																	
Birmingham New Street (BHM) 	a					2051						2151						
Birmingham Moor Street (BMO)	d	2008	2021	2038	2045a		2055	2102a	2107	2118	2129		2138	2159	2208	2212a		2221c
Birmingham Snow Hill (BSW) 	a	2010	2023	2041			2057		2110	2120	2131		2142	2201	2212			2223
Birmingham Snow Hill (BSW) 	d		2024	2044			2104			2122	2134			2203				2224
Jewellery Quarter (JEQ) 	d		2026	2046			2106			2124				2205				2226
The Hawthorns (THW) 	d		2030	2050			2110			2128				2209				2230
Smethwick Galton Bridge (SGB) 	d		2033	2053			2113			2131				2212				2233
Langley Green (LGG)	d		2036				2116			2134				2215				2236
Rowley Regis (ROW)	d		2039	2059			2120			2138	2147			2218				2240
Old Hill (OHL)	d		2042				2123			2141				2222				2243
Cradley Heath (CRA)	d		2045	2104			2126			2144				2225				2246
Lye (LYE)	d		2049				2129			2147				2228				2249
Stourbridge Junction (SBJ) 	a		2052	2109			2133			2151	2156			2231				2253
Stourbridge Junction (SBJ) 	d		2053	2110			2133				2158			2232				
Hagley (HAG)	d		2057	2114			2137							2235				
Blakedown (BKD)	d		2100	2117			2140							2238				
Kidderminster (KID)	a		2106	2121			2145				2209			2243				
Kidderminster (KID)	d			2122			2146							2243				
Hartlebury (HBY)	d			2127			2152							2248				
Droitwich Spa (DTW)	d			2135			2200							2259f				
Worcester Shrub Hill (WOS) 	a						2210											
Worcester Foregate Street (WOF) 	a			2146										2309				
Malvern Link (MVL)	a																	
Great Malvern (GMV)	a																	

NOTES (see introductory pages for explanation of train operator codes and standard symbols)

- a Arrival time
- d Departure time
- x Stops on request
- c Arrives 4 minutes earlier
- f Arrives 3 minutes earlier

- B From Reading to Manchester Piccadilly, see table 050
- E From Bournemouth to Manchester Piccadilly, see table 050

Leamington Spa and Stratford-upon-Avon to Birmingham, Stourbridge, Kidderminster and Worcester

Saturdays

Operator Train ID Days of operation/Notes 1st Class/Reservations/Bus	CH	XC	LM	CH	LM	CH	LM
	1R62	1M78 K □◇	2V60	1R64	2J97	1R68	2W88
Stratford-upon-Avon (SAV)	d				2231		2330
Stratford Parkway (STY)	d				2235		2334
Wilmcote (WMC)	d				2238		
Wootton Wawen (WWW)	d						
Henley-in-Arden (HNL)	d				2245		
Danzeley (DZY)	d						
Wood End (WDE)	d						
The Lakes (TLK)	d						
Earlswood (West Midlands) (EWD)	d						
Wythall (WYT)	d				2254		
Whitlocks End (WTE)	d				2258		
Shirley (SRL)	d				2300		
Yardley Wood (YRD)	d				2303		
Hall Green (HLG)	d				2306		
Spring Road (SRI)	d				2308		
London Marylebone (MYB)	⊖ 10 d	2037		2100		2208	
Leamington Spa (LMS)	d	2157	2216	2231		2328	
Warwick (WRW)	d	2202		2237		2332	
Warwick Parkway (WRP)	d	2206		2243		2337	
Hatton (HTN)	d						
Lapworth (LPW)	d						
Dorridge (DDG)	d	2216		2232	2255	2347	
Widney Manor (WMR)	d			2237			
Solihull (SOL)	d	2221		2240	2301	2353	
Olton (OLT)	d			2243			
Acocks Green (ACG)	d			2246			
Tyseley (TYS)	d			2249	2311		
Small Heath (SMA)	d			2251	2313		
Bordesley (BBS)	d						
Birmingham New Street (BHM)	⊖ 12 a		2250				
Birmingham Moor Street (BMO)	d	2232a		2257	2312a	2319	0004a 0007s
Birmingham Snow Hill (BSW)	a			2259		2321	0010
Birmingham Snow Hill (BSW)	d			2300		2322	
Jewellery Quarter (JEQ)	d			2303		2324	
The Hawthorns (THW)	d			2307		2328	
Smethwick Galton Bridge (SGB)	7 d			2310		2331	
Langley Green (LGG)	d			2313		2334	
Rowley Regis (ROW)	d			2316		2337	
Old Hill (OHL)	d			2319		2341	
Cradley Heath (CRA)	d			2323		2344	
Lye (LYE)	d			2326		2347	
Stourbridge Junction (SBJ)	2 a			2329		2351	
Stourbridge Junction (SBJ)	2 d			2330			
Hagley (HAG)	d			2333			
Blakedown (BKD)	d			2336			
Kidderminster (KID)	a			2341			
Kidderminster (KID)	d			2342			
Hartlebury (HBY)	d			2347			
Droitwich Spa (DTW)	d			2354			
Worcester Shrub Hill (WOS)	7 a			0005			
Worcester Foregate Street (WOF)	7 a						
Malvern Link (MVL)	a						
Great Malvern (GMV)	a						












NOTES (see introductory pages for explanation of train operator codes and standard symbols)

- a Arrival time
- d Departure time
- s Stops to set down only

K From Bournemouth, see table 050

Leamington Spa and Stratford-upon-Avon to Birmingham, Stourbridge, Kidderminster and Worcester

Sundays

Operator Train ID Days of operation/Notes 1st Class/Reservations/Bus Catering facilities	LM	LM	LM	CH	XC	LM	LM	CH	CH	XC	LM	LM	CH	XC	LM	LM	CH	XC
	2B00	2V00	2B48	1R12	1M30 A □◇ ⚡	2V02	2J50	1R16	2D17	1M34 B □◇ ⚡	2V04	2J52	1R20	1M38 C □◇ ⚡	2V06	2J54	1R24	1M42 A □◇ ⚡
Stratford-upon-Avon (SAV)	d					0927					1027				1126			
Stratford Parkway (STY)	d					0931					1031				1130			
Wilmcote (WMC)	d					0934					1034				1133			
Wootton Waven (WWW)	d					0938x					1038x				1137x			
Henley-in-Arden (HNL)	d					0942					1042				1141			
Danzey (DZY)	d																	
Wood End (WDE)	d																	
The Lakes (TLK)	d					0949x					1049x				1148x			
Earlwood (West Midlands) (EWD)	d					0952					1052				1151			
Wythall (WYT)	d					0954					1054				1153			
Whitlocks End (WTE)	d		0907			0957					1057				1156			
Shirley (SRL)	d		0910			1000					1100				1159			
Yardley Wood (YRD)	d		0912			1002					1102				1201			
Hall Green (HLG)	d		0915			1006					1106				1205			
Spring Road (SRI)	d		0917			1008					1108				1207			
London Marylebone (MYB) 	d			0800				0900					1000				1100	
Leamington Spa (LMS)	d			0928	1016			1031		1116			1127	1216			1231	1316
Warwick (WRW)	d			0933				1037	1049				1131				1237	
Warwick Parkway (WRP)	d			0938				1043					1135				1243	
Hatton (HTN)	d			0944					1056a				1141					
Lapworth (LPW)	d			0950									1147					
Dorridge (DDG)	d	0857		0927	0956		1027	1055				1127	1153			1227	1255	
Widney Manor (WMR)	d	0902		0932			1032					1132				1232		
Solihull (SOL)	d	0905		0935	1001		1035	1101				1135	1158			1235	1301	
Olton (OLT)	d	0908		0938			1038					1138				1238		
Acoccks Green (ACG)	d	0911		0941			1041					1141				1241		
Tyseley (TYS)	d					1011					1111				1210			
Small Heath (SMA)	d																	
Birmingham New Street (BHM) 	a				1051					1151				1251				1351
Birmingham Moor Street (BMO)	d	0918	0924	0950	1012a		1016	1048	1112a		1117	1148	1209a		1216	1248	1312a	
Birmingham Snow Hill (BSW) 	a	0920	0927	0952			1019	1050			1119	1150			1218	1250		
Birmingham Snow Hill (BSW) 	d		0929				1022	1052			1122	1152			1222	1252		
Jewellery Quarter (JEQ) 	d		0931				1024	1054			1124	1154			1224	1254		
The Hawthorns (THW) 	d		0935				1028	1058			1128	1158			1228	1258		
Smethwick Galton Bridge (SGB) 	d		0938				1031	1101			1131	1201			1231	1301		
Langley Green (LGG)	d						1104					1204				1304		
Rowley Regis (ROW)	d		0944				1037	1107			1137	1207			1237	1307		
Old Hill (OHL)	d							1110				1210				1310		
Cradley Heath (CRA)	d		0949				1042	1114			1142	1214			1242	1314		
Lye (LYE)	d							1117				1217				1317		
Stourbridge Junction (SBJ) 	a		0954				1047	1121			1147	1221			1247	1321		
Stourbridge Junction (SBJ) 	d		0955				1047				1147				1247			
Hagley (HAG)	d		0958				1051				1151				1251			
Blakedown (BKD)	d						1054				1154				1254			
Kidderminster (KID)	a		1004				1059				1159				1259			
Kidderminster (KID)	d		1004				1059				1159				1259			
Hartlebury (HBY)	d		1010								1204							
Droitwich Spa (DTW)	d		1018				1111				1213				1311			
Worcester Shrub Hill (WOS) 	a		1026				1119											
Worcester Foregate Street (WOF) 	a		1033				1135				1222				1320			
Malvern Link (MVL)	a																	
Great Malvern (GMV)	a																	

NOTES (see introductory pages for explanation of train operator codes and standard symbols)

- a Arrival time
- d Departure time
- x Stops on request

- A From Reading to Manchester Piccadilly, see table 050
- B From Southampton Central to Manchester Piccadilly, see table 050
- C From Bournemouth to Manchester Piccadilly, see table 050

Leamington Spa and Stratford-upon-Avon to Birmingham, Stourbridge, Kidderminster and Worcester

Sundays

Operator Train ID Days of operation/Notes 1st Class/Reservations/Bus Catering facilities	LM 2V08	LM 2J56	CH 1R28	CH 2D29	LM 2V10	CH 1R30	XC 1M46 C A C	LM 2J58	CH 1R32	XC 1M50 A C A	LM 2V12	LM 2J60	CH 1R36	CH 2D37	XC 1M54 C A C	LM 2V16	LM 2J62	LM 2V17
Stratford-upon-Avon (SAV)	d	1226			1327						1427					1527		
Stratford Parkway (STY)	d	1230			1331						1431					1531		
Wilmcote (WMC)	d	1233			1334						1434					1534		
Wootton Waven (WWW)	d	1237x			1338x						1438x					1538x		
Henley-in-Arden (HNL)	d	1241			1342						1442					1542		
Danzey (DZY)	d																	
Wood End (WDE)	d																	
The Lakes (TLK)	d	1248x			1349x						1449x					1549x		
Earlwood (West Midlands) (EWD)	d	1251			1352						1452					1552		
Wythall (WYT)	d	1253			1354						1454					1554		
Whitlocks End (WTE)	d	1256			1357						1457					1557		
Shirley (SRL)	d	1259			1400						1500					1600		
Yardley Wood (YRD)	d	1301			1402						1502					1602		
Hall Green (HLG)	d	1305			1406						1506					1606		
Spring Road (SRI)	d	1307			1408						1508					1608		
London Marylebone (MYB)	10 d		1200			1237		1300					1400					
Leamington Spa (LMS)	d		1327	1340		1357	1416	1431	1516				1527	1540	1616			
Warwick (WRW)	d		1331	1345		1401		1437					1531	1545				
Warwick Parkway (WRP)	d		1335			1405		1443					1535					
Hatton (HTN)	d		1341	1352a									1541	1552a				
Lapworth (LPW)	d		1347										1547					
Dorridge (DDG)	d	1327	1353			1415		1427	1455			1527	1553				1627	
Widney Manor (WMR)	d	1332						1432				1532					1632	
Solihull (SOL)	d	1335	1358			1421		1435	1501			1535	1558				1635	
Olton (OLT)	d	1338						1438				1538					1638	
Acocks Green (ACG)	d	1341						1441				1541					1641	
Tyseley (TYS)	d	1310			1411						1511					1611		
Small Heath (SMA)	d																	
Birmingham New Street (BHM)	12 a						1451			1551					1651			
Birmingham Moor Street (BMO)	d	1316	1348	1409a	1417	1432a		1448	1512a		1517	1548	1609a			1617	1648	1702
Birmingham Snow Hill (BSW)	a	1318	1350		1419			1450			1519	1550				1619	1650	1704
Birmingham Snow Hill (BSW)	d	1321	1352		1422			1452			1522	1552				1622	1651	1706
Jewellery Quarter (JEQ)	d	1323	1354		1424			1454			1524	1554				1624	1653	
The Hawthorns (THW)	d	1327	1358		1428			1458			1528	1558				1628	1657	
Smethwick Galton Bridge (SGB)	7 d	1330	1401		1431			1501			1531	1601				1631	1700	
Langley Green (LGG)	d		1404					1504				1604					1703	
Rowley Regis (ROW)	d	1336	1407		1437			1507			1537	1607				1637	1706	
Old Hill (OHL)	d		1410					1510				1610					1709	
Cradley Heath (CRA)	d	1341	1414		1442			1514			1542	1614				1642	1713	
Lye (LYE)	d		1417					1517				1617					1716	
Stourbridge Junction (SBJ)	2 a	1346	1421		1447			1521			1547	1621				1647	1720	1723
Stourbridge Junction (SBJ)	2 d	1346			1447						1547					1647		1724
Hagley (HAG)	d	1350			1451						1551					1651		1727
Blakedown (BKD)	d				1454											1654		
Kidderminster (KID)	a	1355			1459						1556					1658		1733
Kidderminster (KID)	d	1356			1459						1557					1659		1733
Hartlebury (HBY)	d	1401									1602							
Droitwich Spa (DTW)	d	1409			1511						1610					1710		1745
Worcester Shrub Hill (WOS)	7 a																	1753
Worcester Foregate Street (WOF)	7 a	1418			1520						1619					1719		
Malvern Link (MVL)	a																	
Great Malvern (GMV)	a																	












NOTES (see introductory pages for explanation of train operator codes and standard symbols)

- a Arrival time
d Departure time
x Stops on request

- A From Reading to Manchester Piccadilly, see table 050
C From Bournemouth to Manchester Piccadilly, see table 050

Leamington Spa and Stratford-upon-Avon to Birmingham, Stourbridge, Kidderminster and Worcester

Sundays

Operator Train ID Days of operation/Notes 1st Class/Reservations/Bus Catering facilities	CH	LM	LM	XC	CH	LM	LM	CH	XC	CH	XC	LM	CH	CH	LM	CH	XC	CH
	1R40	2V18	2J64	1M58 A □◇ ≡	1R44	2V20	2B66	2D45	1M62 C □◇ ≡	1K48	1M66 A □◇ ≡	2V22	1R52	2D53	2V28	1R54	1M70 C □◇ ≡	1R56
Stratford-upon-Avon (SAV)	d	1627				1727						1827				1927		
Stratford Parkway (STY)	d	1631				1731						1831				1931		
Wilmcote (WMC)	d	1634				1734						1834				1934		
Wootton Waven (WWW)	d	1638x				1738x						1838x				1938x		
Henley-in-Arden (HNL)	d	1642				1743						1843				1943		
Danzey (DZY)	d																	
Wood End (WDE)	d																	
The Lakes (TLK)	d	1649x				1749x						1849x				1949x		
Earlwood (West Midlands) (EWD)	d	1652																
Wythall (WYT)	d	1654				1753						1853				1953		
Whitlocks End (WTE)	d	1657				1756						1856				1956		
Shirley (SRL)	d	1700				1759						1859				1959		
Yardley Wood (YRD)	d	1702				1801						1901				2001		
Hall Green (HLG)	d	1706				1805						1905				2005		
Spring Road (SRI)	d	1708				1807						1907				2007		
London Marylebone (MYB) 	d	1500			1600				1700		1800				1900			
Leamington Spa (LMS)	d	1631		1716	1727			1740	1816	1827	1916		1927		1958	2016	2028	
Warwick (WRW)	d	1637			1731			1745		1832			1931	1945	2003		2034	
Warwick Parkway (WRP)	d	1643			1735					1838			1935		2007		2040	
Hatton (HTN)	d				1741			1752a					1941	1952a				
Lapworth (LPW)	d				1747								1947					
Dorridge (DDG)	d	1655		1727	1753		1827			1850			1953			2017	2052	
Widney Manor (WMR)	d			1732			1832											
Solihull (SOL)	d	1701		1735	1758		1835			1856			1958			2023	2058	
Olton (OLT)	d			1738			1838											
Acoccks Green (ACG)	d			1741			1841											
Tyseley (TYS)	d		1711			1810						1910				2010		
Small Heath (SMA)	d																	
Birmingham New Street (BHM) 	a			1751					1851		1951					2051		
Birmingham Moor Street (BMO)	d	1712a	1717	1748		1809a	1815	1848		1906		1915	2009a		2015	2034a		2109a
Birmingham Snow Hill (BSW) 	a		1719	1750			1817	1850		1908		1917			2017			
Birmingham Snow Hill (BSW) 	d		1722	1752			1822			1910		1922			2022			
Jewellery Quarter (JEQ) 	d		1724	1754			1824					1924			2024			
The Hawthorns (THW) 	d		1728	1758			1828					1928			2028			
Smethwick Galton Bridge (SGB) 	d		1731	1801			1831					1931			2031			
Langley Green (LGG)	d			1804														
Rowley Regis (ROW)	d		1737	1807			1837			1923		1937			2037			
Old Hill (OHL)	d			1810														
Cradley Heath (CRA)	d		1742	1814			1842					1942			2042			
Lye (LYE)	d			1817														
Stourbridge Junction (SBJ) 	a		1747	1820			1847			1932		1947			2047			
Stourbridge Junction (SBJ) 	d		1747				1847			1934		1947			2047			
Hagley (HAG)	d		1751				1851					1951			2051			
Blakedown (BKD)	d						1854											
Kidderminster (KID)	a		1756				1859			1945		1957			2057			
Kidderminster (KID)	d		1757				1859					1957			2057			
Hartlebury (HBY)	d		1803									2002						
Droitwich Spa (DTW)	d		1811				1911					2012			2109			
Worcester Shrub Hill (WOS) 	a						1919					2020			2117			
Worcester Foregate Street (WOF) 	a		1821												2125			
Malvern Link (MVL)	a																	
Great Malvern (GMV)	a																	

NOTES (see introductory pages for explanation of train operator codes and standard symbols)

- a Arrival time
- d Departure time
- x Stops on request

- A From Reading to Manchester Piccadilly, see table 050
- C From Bournemouth to Manchester Piccadilly, see table 050

Leamington Spa and Stratford-upon-Avon to Birmingham, Stourbridge, Kidderminster and Worcester

Sundays

Operator Train ID Days of operation/Notes 1st Class/Reservations/Bus	CH	XC	LM	CH	XC	LM	CH	CH
	1K58	1M74 A □◇	2V30	1R60	1M78 D □◇	2V32	1R64	1R68
Stratford-upon-Avon (SAV)	d							
Stratford Parkway (STY)	d							
Wilmcote (WMC)	d							
Wootton Wawen (WWW)	d							
Henley-in-Arden (HNL)	d							
Danzey (DZY)	d							
Wood End (WDE)	d							
The Lakes (TLK)	d							
Earlwood (West Midlands) (EWD)	d							
Wythall (WYT)	d							
Whitlocks End (WTE)	d							
Shirley (SRL)	d							
Yardley Wood (YRD)	d							
Hall Green (HLG)	d							
Spring Road (SRI)	d							
London Marylebone (MYB)	10 d	1937		2000			2100	2208
Leamington Spa (LMS)	d	2058	2116	2132	2214		2225	2328
Warwick (WRW)	d	2103		2136			2231	2333
Warwick Parkway (WRP)	d	2107		2140			2237	2337
Hatton (HTN)	d			2146				
Lapworth (LPW)	d			2152				
Dorridge (DDG)	d	2117		2158			2249	2347
Widney Manor (WMR)	d							
Solihull (SOL)	d	2123		2203			2255	2352
Olton (OLT)	d							
Acocks Green (ACG)	d							
Tyseley (TYS)	d							
Small Heath (SMA)	d							
Birmingham New Street (BHM)	12 a		2151		2247			
Birmingham Moor Street (BMO)	d	2133		2143	2214a		2251	2306a
Birmingham Snow Hill (BSW)	a	2135		2145			2253	0004a
Birmingham Snow Hill (BSW)	d	2137		2146			2255	
Jewellery Quarter (JEQ)	d			2148			2257	
The Hawthorns (THW)	d			2152			2301	
Smethwick Galton Bridge (SGB)	7 d			2155			2304	
Langley Green (LGG)	d							
Rowley Regis (ROW)	d	2150		2200			2310	
Old Hill (OHL)	d							
Cradley Heath (CRA)	d			2205			2315	
Lye (LYE)	d							
Stourbridge Junction (SBJ)	2 a	2159		2210			2320	
Stourbridge Junction (SBJ)	2 d	2200		2210			2322	
Hagley (HAG)	d			2214			2325	
Blakedown (BKD)	d							
Kidderminster (KID)	a	2210		2219			2331	
Kidderminster (KID)	d			2220			2331	
Hartlebury (HBY)	d							
Droitwich Spa (DTW)	d			2231			2343	
Worcester Shrub Hill (WOS)	7 a			2239			2351	
Worcester Foregate Street (WOF)	7 a							
Malvern Link (MVL)	a							
Great Malvern (GMV)	a							

NOTES (see introductory pages for explanation of train operator codes and standard symbols)

a Arrival time
d Departure time

A From Reading to Manchester Piccadilly, see table 050
D From Bournemouth, see table 050

Worcester, Kidderminster and Stourbridge to Birmingham, Leamington Spa and Stratford-upon-Avon

Mondays to Fridays

Operator	LM	CH	CH	CH	XC	CH	LM	LM	CH	CH	LM	XC	LM	CH	CH	LM	LM	LM
Train ID	2H87	2U90	1H04	1H07	1002	1H10	2D00	2S02	2L13	1H14	2C02	1004	2H04	1H17	2H22	2S04	2S06	2C06
Days of operation/Notes	MX	MX A			B							C						
1st Class/Reservations/Bus Catering facilities					□◇							□◇						
Great Malvern (GMV)	d																	
Malvern Link (MVL)	d																	
Worcester Foregate Street (WOF)	7 d																	
Worcester Shrub Hill (WOS)	7 d										0530							0633
Droitwich Spa (DTW)	d										0538							0641
Hartlebury (HBY)	d										0545							0648
Kidderminster (KID)	a										0550							0653
Kidderminster (KID)	d										0551							0654
Blakedown (BKD)	d										0555							0658
Hagley (HAG)	d										0558							0701
Stourbridge Junction (SBJ)	2 d										0602		0624	0641			0652	0705
Lye (LYE)	d										0606		0628				0656	
Cradley Heath (CRA)	d										0609		0631				0659	0711
Old Hill (OHL)	d										0613		0634				0702	
Rowley Regis (ROW)	d										0616		0638	0652			0706	0716
Langley Green (LGG)	d										0619		0641				0709	
Smethwick Galton Bridge (SGB)	7 d										0623		0644	0658			0712	0722
The Hawthorns (THW)	d										0625		0646				0714	0724
Jewellery Quarter (JEQ)	d										0629		0650				0718	0728
Birmingham Snow Hill (BSW)	a										0633		0654	0705			0722	0732
Birmingham Snow Hill (BSW)	d						0611	0622			0635		0656	0707	0719		0725	0733
Birmingham Moor Street (BMO)	d		0515	0542		0610	0614	0625		0630	0638		0700	0711	0722	0725	0728	0736
Birmingham New Street (BHM)	12 d				0604								0703					
Small Heath (SMA)	d							0628			0642						0731	0740
Tyseley (TYS)	d							0631			0645						0734	0743
Acocks Green (ACG)	d						0619				0648		0707		0729			0745
Olton (OLT)	d						0621				0650		0710		0732			0748
Solihull (SOL)	d		0523	0551		0619	0625		0639		0654		0714	0722	0736			0752
Widney Manor (WMR)	d						0628				0657		0717		0740			0755
Dorridge (DDG)	d			0556		0624	0632		0644	0702a			0721	0729	0745			0800a
Lapworth (LPW)	d						0637						0724		0750			
Hatton (HTN)	d		0005										0730		0756			
Warwick Parkway (WRP)	d		0010	0535	0605		0634			0654			0734	0740				
Warwick (WRW)	d	0002	0013		0608				0640	0658			0737		0803			
Leamington Spa (LMS)	a	0008	0017	0541	0612	0636	0640		0647	0703		0737	0743	0747	0807			
London Marylebone (MYB)	a			0703	0736		0803			0836				0910	0957			
Spring Road (SRI)	d							0634										0737
Hall Green (HLG)	d							0636										0739
Yardley Wood (YRD)	d							0639										0742
Shirley (SRL)	d							0642										0745
Whitlocks End (WTE)	d							0645							0737a			0748
Wythall (WYT)	d							0647										0750
Earlwood (West Midlands) (EWD)	d							0650										0753
The Lakes (TLK)	d							0652x										0755x
Wood End (WDE)	d							0655x										0758x
Danzey (DZY)	d							0658x										0801x
Henley-in-Arden (HNL)	d							0703										0806
Wootton Waven (WWW)	d							0706x										0809x
Wilmcote (WMC)	d							0711										0814
Stratford Parkway (STY)	d						0652	0714										0817
Stratford-upon-Avon (SAV)	a						0655	0720										0823

NOTES (see introductory pages for explanation of train operator codes and standard symbols)

- a Arrival time
- d Departure time
- x Stops on request

- A To Banbury, see table 113
- B To Bournemouth, see table 050
- C From Manchester Piccadilly to Bournemouth, see table 050

MX Not Mondays

Worcester, Kidderminster and Stourbridge to Birmingham, Leamington Spa and Stratford-upon-Avon

Mondays to Fridays

Operator Train ID Days of operation/Notes 1st Class/Reservations/Bus Catering facilities	CH 1H22	LM 2D96	LM 2S10	XC 1006 D D ◇	CH 1H25	LM 2S12	LM 2C10	CH 1H27	LM 2D11	LM 2S16	XC 1008 C C ◇ E	CH 1H28	CH 2L29	LM 2S18	LM 2C14	CH 1H30	LM 2D16	LM 2S22	
Great Malvern (GMV)	d																		
Malvern Link (MVL)	d																		
Worcester Foregate Street (WOF)	7 d						0732			0805					0841				
Worcester Shrub Hill (WOS)	7 d																		0906
Droitwich Spa (DTW)	d						0741			0814					0851				0915
Hartlebury (HBY)	d						0748			0821									0922
Kidderminster (KID)	a						0753			0826					0900				0927
Kidderminster (KID)	d			0720			0754	0807		0827				0844	0901		0914	0928	
Blakedown (BKD)	d			0724			0759	0813		0831				0849			0918	0932	0932
Hagley (HAG)	d			0727			0802	0818		0834				0852			0922	0935	
Stourbridge Junction (SBJ)	2 d	0714		0731		0756	0806	0823	0827	0838				0856	0909		0926	0939	
Lye (LYE)	d			0735		0800			0831					0900			0930		
Cradley Heath (CRA)	d	0721		0738		0802	0812		0833	0844				0903	0914		0933	0945	
Old Hill (OHL)	d			0742		0806			0837					0906			0936		
Rowley Regis (ROW)	d	0728		0745		0809	0818	0835c	0840	0850				0910	0920		0940	0950	
Langley Green (LGG)	d			0748		0812			0843					0913			0943		
Smethwick Galton Bridge (SGB)	7 d	0734		0752		0816	0824		0847	0855				0916	0925		0946	0955	
The Hawthorns (THW)	d			0754		0818	0826		0849	0858				0918	0927		0948	0957	
Jewellery Quarter (JEQ)	d	0740		0758		0822	0831		0853	0902				0922	0931		0952	1001	
Birmingham Snow Hill (BSW)	a	0743		0802		0826	0835	0846	0857	0906				0926	0935		0956	1005	
Birmingham Snow Hill (BSW)	d	0745	0757	0804		0822	0828	0837	0851	0859	0907		0912	0928	0937		0958	1007	
Birmingham Moor Street (BMO)	d	0749	0800	0807		0825	0831	0840	0855	0902	0910		0915	0926	0931	0940	0955	1001	1010
Birmingham New Street (BHM)	12 d			0803								0903							
Small Heath (SMA)	d			0810			0842			0914					0943			1013	
Tyseley (TYS)	d			0814			0846			0918					0947			1017	
Acocks Green (ACG)	d						0848		0908						0949		1007		
Olton (OLT)	d		0807				0851		0910						0952		1010		
Solihull (SOL)	d	0758	0811		0833		0856	0907	0914			0925	0935		0956	1004	1014		
Widney Manor (WMR)	d		0814				0859		0917						0959		1017		
Dorridge (DDG)	d	0803	0818		0839		0907a		0921			0930	0940		1006a		1021		
Lapworth (LPW)	d		0822										0944						
Hatton (HTN)	d												0950						
Warwick Parkway (WRP)	d	0813			0848			0919				0940				1016			
Warwick (WRW)	d	0816			0852							0943	0955						
Leamington Spa (LMS)	a	0821		0837	0857			0924			0937	0947	1003			1022			
London Marylebone (MYB)	a	0947		1022				1042				1112				1145			
Spring Road (SRI)	d		0816			0837				0920				0937					1019
Hall Green (HLG)	d		0819			0839				0923				0939					1022
Yardley Wood (YRD)	d		0821			0842				0925				0942					1024
Shirley (SRL)	d		0825			0845				0929				0945					1028
Whitlocks End (WTE)	d		0829a			0848				0932a				0948					1032a
Wythall (WYT)	d					0850								0950					
Earlwood (West Midlands) (EWD)	d					0853								0953					
The Lakes (TLK)	d					0855x								0955x					
Wood End (WDE)	d					0858x								0958x					
Danzey (DZY)	d					0901x								1001x					
Henley-in-Arden (HNL)	d					0906								1006					
Wootton Waven (WWW)	d					0909x								1009x					
Wilmcote (WMC)	d					0914								1014					
Stratford Parkway (STY)	d					0917			0938					1017			1038		
Stratford-upon-Avon (SAV)	a		0848			0921			0943					1023			1041		

NOTES (see introductory pages for explanation of train operator codes and standard symbols)

- a Arrival time
- d Departure time
- x Stops on request
- c Arrives 3 minutes earlier

- C From Manchester Piccadilly to Bournemouth, see table 050
- D From Nottingham to Reading, see table 050

Worcester, Kidderminster and Stourbridge to Birmingham, Leamington Spa and Stratford-upon-Avon

Mondays to Fridays

Operator	XC	CH	LM	LM	CH	CH	LM	LM	XC	CH	CH	LM	LM	XC	CH	LM	LM	LM
Train ID	1010	1H32	2S24	2C20	2L32	1H33	2D22	2S28	1012	1H35	2L40	2S30	2C26	1V85	1H41	2D28	2S34	2S36
Days of operation/Notes	E								C					F				
1st Class/Reservations/Bus Catering facilities	1◇								1◇					1◇				
	⚡								⚡					⚡				
Great Malvern (GMV)	d																	
Malvern Link (MVL)	d																	
Worcester Foregate Street (WOF)	7 d			0949				1006					1042				1106	
Worcester Shrub Hill (WOS)	7 d																	
Droitwich Spa (DTW)	d			0958				1015					1051					1115
Hartlebury (HBY)	d							1022										1122
Kidderminster (KID)	a				1008			1027					1101					1127
Kidderminster (KID)	d		0945	1008			1014	1028				1045	1101			1115	1128	1145
Blakedown (BKD)	d		0949				1018					1049				1119		1149
Hagley (HAG)	d		0953				1022	1034				1052				1122	1134	1152
Stourbridge Junction (SBJ)	2 d		0957	1016			1026	1038				1056	1109			1126	1138	1156
Lye (LYE)	d		1001				1029					1100				1130		1200
Cradley Heath (CRA)	d		1003				1033	1044				1103	1115			1133	1144	1203
Old Hill (OHL)	d		1007				1035					1106				1136		1206
Rowley Regis (ROW)	d		1010				1040	1049				1110	1120			1140	1149	1210
Langley Green (LGG)	d		1013				1043					1113				1143		1213
Smethwick Galton Bridge (SGB)	7 d		1017	1029			1046	1055				1116	1125			1146	1155	1216
The Hawthorns (THW)	d		1019				1048	1057				1118	1127			1148	1157	1218
Jewellery Quarter (JEQ)	d		1023				1052	1101				1122	1131			1152	1201	1222
Birmingham Snow Hill (BSW)	a		1027	1037			1056	1105				1126	1135			1156	1205	1226
Birmingham Snow Hill (BSW)	d		1012	1028	1038		1058	1107				1128	1137			1158	1207	1228
Birmingham Moor Street (BMO)	d		1015	1031	1041		1055	1101		1115	1122	1131	1140		1155	1201	1210	1231
Birmingham New Street (BHM)	10 d	1003							1103						1133			
Small Heath (SMA)	d			1044				1113					1143					1213
Tyseley (TYS)	d			1047				1117					1147					1217
Acocks Green (ACG)	d			1050				1107					1149				1207	
Olton (OLT)	d			1052				1109					1152				1209	
Solihull (SOL)	d		1024	1056		1104	1113			1124	1131		1156		1203	1213		
Widney Manor (WMR)	d			1059				1116					1159				1216	
Dorridge (DDG)	d		1029	1104a				1122		1129	1136		1206a				1222	
Lapworth (LPW)	d										1140							
Hatton (HTN)	d										1146							
Warwick Parkway (WRP)	d		1039							1139								
Warwick (WRW)	d		1043			1101				1142	1152					1218		
Leamington Spa (LMS)	a	1037	1048			1107	1122			1137	1146	1200			1201	1222		
London Marylebone (MYB)	10 a		1210				1245			1311						1405		
Spring Road (SRI)	d			1037				1119					1137					1219
Hall Green (HLG)	d			1039				1122					1139					1222
Yardley Wood (YRD)	d			1042				1124					1142					1224
Shirley (SRL)	d			1045				1128					1145					1228
Whitlocks End (WTE)	d			1048				1132a					1148				1232a	1248
Wythall (WYT)	d			1050									1150					1250
Earlwood (West Midlands) (EWD)	d			1053									1153					1253
The Lakes (TLK)	d			1055x									1155x					1255x
Wood End (WDE)	d			1058x									1158x					1258x
Danzey (DZY)	d			1101x									1201x					1301x
Henley-in-Arden (HNL)	d			1106									1206					1306
Wootton Waven (WWW)	d			1109x									1209x					1309x
Wilmcote (WMC)	d			1114									1214					1314
Stratford Parkway (STY)	d			1117				1139					1217				1240	1317
Stratford-upon-Avon (SAV)	a			1123				1145					1223				1246	1323

NOTES (see introductory pages for explanation of train operator codes and standard symbols)

- a Arrival time
d Departure time
x Stops on request

- C From Manchester Piccadilly to Bournemouth, see table 050
E From Manchester Piccadilly to Reading, see table 050
F From Newcastle to Banbury, see table 050

Worcester, Kidderminster and Stourbridge to Birmingham, Leamington Spa and Stratford-upon-Avon

Mondays to Fridays

Operator	LM	XC	CH	CH	LM	LM	XC	CH	CH	LM	LM	XC	CH	LM	LM	XC	CH	LM	
Train ID	2C32	1014	2L44	1H45	2D34	2S40	1016	1H47	2L47	2S42	2C38	1V87	1H48	2D40	2S46	1018	1H51	2S48	
Days of operation/Notes 1st Class/Reservations/Bus Catering facilities		E P◇ ⚡					C P◇ ⚡					F P◇ ⚡				E P◇ ⚡			
Great Malvern (GMV)	d																		
Malvern Link (MVL)	d																		
Worcester Foregate Street (WOF) 7	d	1142				1206					1242								
Worcester Shrub Hill (WOS) 7	d														1308				
Droitwich Spa (DTW)	d	1151				1215					1251				1316				
Hartlebury (HBY)	d					1222									1323				
Kidderminster (KID)	a	1201				1227					1301				1328				
Kidderminster (KID)	d	1201				1215	1228				1245	1301			1315	1329			1345
Blakedown (BKD)	d					1219					1249				1319				1349
Hagley (HAG)	d					1222	1234				1252				1322	1335			1352
Stourbridge Junction (SBJ) 2	d	1209				1226	1238				1256	1309			1326	1339			1356
Lye (LYE)	d					1230					1300				1330				1400
Cradley Heath (CRA)	d	1215				1233	1244				1303	1315			1333	1344			1403
Old Hill (OHL)	d					1236					1306				1336				1406
Rowley Regis (ROW)	d	1220				1240	1249				1310	1320			1340	1349			1410
Langley Green (LGG)	d					1243					1313				1343				1413
Smethwick Galton Bridge (SGB) 7	d	1225				1246	1255				1316	1325			1346	1355			1416
The Hawthorns (THW)	d	1227				1248	1257				1318	1327			1348	1357			1418
Jewellery Quarter (JEQ)	d	1231				1252	1301				1322	1331			1352	1401			1422
Birmingham Snow Hill (BSW)	a	1235				1256	1305				1326	1335			1356	1405			1426
Birmingham Snow Hill (BSW)	d	1237				1258	1307			1312	1328	1337			1358	1407			1412
Birmingham Moor Street (BMO)	d	1240			1255	1301	1310			1315	1322	1331	1340		1355	1401	1410		1415
Birmingham New Street (BHM) 10	d		1203					1303						1333				1403	
Small Heath (SMA)	d	1243					1313							1343				1413	
Tyseley (TYS)	d	1247					1317							1347				1417	
Acocks Green (ACG)	d	1249				1307								1349				1407	
Olton (OLT)	d	1252				1310								1352				1409	
Solihull (SOL)	d	1256			1304	1314				1324	1331			1356	1404			1413	1424
Widney Manor (WMR)	d	1259				1317								1359				1416	
Dorridge (DDG)	d	1306a				1321				1330	1336			1406a				1422	1429
Lapworth (LPW)	d										1340								
Hatton (HTN)	d										1346								
Warwick Parkway (WRP)	d					1316				1340									1439
Warwick (WRW)	d				1259					1343	1352				1415				1442
Leamington Spa (LMS)	a		1237	1305	1322			1337	1348	1358				1401	1421			1437	1446
London Marylebone (MYB) 10	a					1453				1511				1545					1611
Spring Road (SRI)	d						1319											1419	1437
Hall Green (HLG)	d						1322											1422	1439
Yardley Wood (YRD)	d						1324											1424	1442
Shirley (SRL)	d						1328											1428	1445
Whitlocks End (WTE)	d						1332a											1432a	1448
Wythall (WYT)	d																		1450
Earlwood (West Midlands) (EWD)	d																		1453
The Lakes (TLK)	d																		1455x
Wood End (WDE)	d																		1458x
Danzey (DZY)	d																		1501x
Henley-in-Arden (HNL)	d																		1506
Wootton Waven (WWW)	d																		1509x
Wilmcote (WMC)	d																		1514
Stratford Parkway (STY)	d					1338											1439		1517
Stratford-upon-Avon (SAV)	a					1341													1523

NOTES (see introductory pages for explanation of train operator codes and standard symbols)

a Arrival time
d Departure time
x Stops on request

C From Manchester Piccadilly to Bournemouth, see table 050
E From Manchester Piccadilly to Reading, see table 050
F From Newcastle to Banbury, see table 050

Worcester, Kidderminster and Stourbridge to Birmingham, Leamington Spa and Stratford-upon-Avon

Mondays to Fridays

Operator Train ID Days of operation/Notes 1st Class/Reservations/Bus Catering facilities	LM 2C44	CH 2L52	CH 1H53	LM 2D46	LM 2S52	XC 1O20 C P◇ 𐄌	CH 1H56	CH 2L61	LM 2S54	LM 2C50	LM 2D52 G	LM 2S58	XC 1O22 C P◇ 𐄌	CH 1H64	LM 2S60	LM 2C56	CH 1H66	LM 2D58 H
Great Malvern (GMV)	d																	
Malvern Link (MVL)	d																	
Worcester Foregate Street (WOF) 7	d	1342			1406					1442					1542			
Worcester Shrub Hill (WOS) 7	d											1506						
Droitwich Spa (DTW)	d	1351			1415					1451		1514			1551			
Hartlebury (HBY)	d				1422							1521						
Kidderminster (KID)	a	1401			1427					1501		1526			1601			
Kidderminster (KID)	d	1401			1415	1428			1445	1501	1515	1527		1545	1601		1615	
Blakedown (BKD)	d				1419				1449		1519			1549			1619	
Hagley (HAG)	d				1422	1434			1452		1523	1534		1552			1622	
Stourbridge Junction (SBJ) 2	d	1409			1426	1438			1456	1509	1527	1538		1556	1609		1626	
Lye (LYE)	d				1430				1500		1531			1600			1630	
Cradley Heath (CRA)	d	1415			1433	1444			1503	1515	1534	1544		1603	1615		1633	
Old Hill (OHL)	d				1436				1506		1538			1606			1636	
Rowley Regis (ROW)	d	1420			1440	1449			1510	1520	1541	1549		1610	1620		1640	
Langley Green (LGG)	d				1443				1513		1544			1613			1643	
Smethwick Galton Bridge (SGB) 7	d	1425			1446	1455			1516	1525	1547	1555		1616	1625		1646	
The Hawthorns (THW)	d	1427			1448	1457			1518	1527	1549	1557		1618	1627		1648	
Jewellery Quarter (JEQ)	d	1431			1452	1501			1522	1531	1553	1601		1622	1631		1652	
Birmingham Snow Hill (BSW)	a	1435			1456	1505			1526	1535	1557	1605		1626	1635		1656	
Birmingham Snow Hill (BSW)	d	1437			1458	1507		1512	1528	1537	1559	1607		1612	1628	1637	1651	1658
Birmingham Moor Street (BMO)	d	1440		1455	1501	1510		1515	1522	1531	1540	1602	1610	1615	1631	1640	1654	1701
Birmingham New Street (BHM)	d						1503						1603					
Small Heath (SMA)	d	1443			1513					1543		1613			1643			
Tyseley (TYS)	d	1447			1517					1547		1617			1647			
Acocks Green (ACG)	d	1449			1507					1549	1608				1649		1707	
Olton (OLT)	d	1452			1509					1552	1610				1652		1710	
Solihull (SOL)	d	1456		1504	1513			1524	1531	1556	1614		1624		1656	1703	1714	
Widney Manor (WMR)	d	1459			1516				1534	1559	1617				1659		1717	
Dorridge (DDG)	d	1506a			1522			1530	1538	1606a	1621			1629	1706a		1721	
Lapworth (LPW)	d								1542		1625						1724	
Hatton (HTN)	d								1548					1637				
Warwick Parkway (WRP)	d							1541						1642			1714	
Warwick (WRW)	d		1502					1544	1554					1645			1717	
Leamington Spa (LMS)	a		1508	1521			1537	1548	1602				1637	1649			1721	
London Marylebone (MYB)	a				1643			1715						1820			1841	
Spring Road (SRI)	d				1519				1537			1619			1637			
Hall Green (HLG)	d				1522				1539			1622			1639			
Yardley Wood (YRD)	d				1524				1542			1624			1642			
Shirley (SRL)	d				1528				1545			1628			1645			
Whitlocks End (WTE)	d				1532a				1548			1632a			1648			
Wythall (WYT)	d								1550						1650			
Earlwood (West Midlands) (EWD)	d								1553						1653			
The Lakes (TLK)	d								1555x						1655x			
Wood End (WDE)	d								1558x						1658x			
Danzey (DZY)	d								1601x						1701x			
Henley-in-Arden (HNL)	d								1606						1706			
Wootton Waven (WWW)	d								1609x						1709x			
Wilmcote (WMC)	d								1614		1644				1714		1743	
Stratford Parkway (STY)	d				1539				1617		1647				1717		1746	
Stratford-upon-Avon (SAV)	a				1544				1623		1650				1723		1751	

NOTES (see introductory pages for explanation of train operator codes and standard symbols)

- a Arrival time
- d Departure time
- x Stops on request

- C From Manchester Piccadilly to Bournemouth, see table 050
- G Also calls at Claverdon 1635 and Bearley 1640
- H Also calls at Claverdon 1733 and Bearley 1739

Worcester, Kidderminster and Stourbridge to Birmingham, Leamington Spa and Stratford-upon-Avon

Mondays to Fridays

Operator	XC	CH	LM	CH	LM	LM	CH	CH	LM	LM	XC	LM	CH	LM	LM	LM	XC	CH
Train ID	1024	1H68	2S64	2L70	2S68	2C24	1U71	1H72	2D64	2S72	1026	2S74	1H75	2H28	2C76	2S76	1068	1H78
Days of operation/Notes	E						A				C						E	
1st Class/Reservations/Bus	1◇										1◇						1◇	
Catering facilities	≡										≡						≡	
Great Malvern (GMV)	d																	
Malvern Link (MVL)	d																	
Worcester Foregate Street (WOF)	7	d	1611			1642				1706				1742				
Worcester Shrub Hill (WOS)	7	d														1807		
Droitwich Spa (DTW)	d		1620			1651				1715				1751		1815		
Hartlebury (HBY)	d		1627							1722				1758		1822		
Kidderminster (KID)	a		1632			1701				1727				1803		1827		
Kidderminster (KID)	d		1633		1645	1701			1715	1728		1745		1804	1815	1828		
Blakedown (BKD)	d		1637		1649				1719			1749		1810	1819			
Hagley (HAG)	d		1640		1652				1723	1734		1752		1810	1822	1834		
Stourbridge Junction (SBJ)	2	d	1644		1656	1709			1726	1738		1756		1814	1826	1838		
Lye (LYE)	d				1700				1730			1800			1830			
Cradley Heath (CRA)	d		1650		1703	1715			1733	1744		1803		1819	1833	1844		
Old Hill (OHL)	d				1706				1736			1806			1836			
Rowley Regis (ROW)	d		1655		1710	1720			1740	1749		1810		1824	1840	1849		
Langley Green (LGG)	d				1713				1743			1813			1843			
Smethwick Galton Bridge (SGB)	7	d	1700		1716	1725			1746	1755		1816		1830	1846	1855		
The Hawthorns (THW)	d		1702		1718	1727			1748	1757		1818		1832	1848	1857		
Jewellery Quarter (JEQ)	d		1706		1722	1731			1752	1801		1822		1837	1852	1901		
Birmingham Snow Hill (BSW)	a		1710		1726	1735			1756	1805		1826		1841	1856	1905		
Birmingham Snow Hill (BSW)	d		1707	1711		1728	1736	1752	1758	1807		1828	1832	1846	1859	1907		
Birmingham Moor Street (BMO)	d		1710	1714	1721	1731	1739	1755	1801	1810		1831	1835	1849	1902	1910		1917
Birmingham New Street (BHM)	12	d	1703								1803						1903	
Small Heath (SMA)	d			1717		1742				1813						1913		
Tyseley (TYS)	d			1721		1745				1817						1917		
Acocks Green (ACG)	d					1748			1809				1842	1856	1908			
Olton (OLT)	d					1750			1812				1845	1858	1911			
Solihull (SOL)	d		1719		1731	1754		1804	1816				1849	1902	1915			1929
Widney Manor (WMR)	d		1722			1757			1820				1853	1905	1918			
Dorridge (DDG)	d		1726		1736	1806a		1809	1826c				1857	1909	1925a			1934
Lapworth (LPW)	d				1740				1813	1830					1913			1938
Hatton (HTN)	d				1746				1819						1918			1944
Warwick Parkway (WRP)	d		1736						1824				1907	1922				1949
Warwick (WRW)	d		1739		1752		1806	1827						1925				1953
Leamington Spa (LMS)	a	1737	1743	1759			1810	1831			1837		1912	1929			1937	1957
London Marylebone (MYB)	10	a	1914					2008					2037					2138
Spring Road (SRI)	d		1724		1737				1819			1838				1919		
Hall Green (HLG)	d		1726		1739				1822			1840				1922		
Yardley Wood (YRD)	d		1729		1742				1824			1843				1924		
Shirley (SRL)	d		1733		1745				1828			1846				1928		
Whitlocks End (WTE)	d		1737a		1748				1832a			1849				1932a		
Wythall (WYT)	d				1750							1851						
Earlwood (West Midlands) (EWD)	d				1753							1854						
The Lakes (TLK)	d				1755x							1856x						
Wood End (WDE)	d				1758x							1859x						
Danzey (DZY)	d				1801x							1901x						
Henley-in-Arden (HNL)	d				1806							1906						
Wootton Waven (WWW)	d				1809x							1909x						
Wilmcote (WMC)	d				1814							1915						
Stratford Parkway (STY)	d				1817				1855			1918						
Stratford-upon-Avon (SAV)	a				1823				1859			1923						

NOTES (see introductory pages for explanation of train operator codes and standard symbols)

- a Arrival time
- d Departure time
- x Stops on request
- c Arrives 3 minutes earlier

- A To Banbury, see table 113
- C From Manchester Piccadilly to Bournemouth, see table 050
- E From Manchester Piccadilly to Reading, see table 050

Worcester, Kidderminster and Stourbridge to Birmingham, Leamington Spa and Stratford-upon-Avon

Mondays to Fridays

Operator	LM	LM	LM	LM	XC	CH	LM	LM	LM	XC	CH	LM	LM	CH	XC	CH	LM	LM
Train ID	2S78	2C70	2C80	2B88	1030	1H80	2S82	2C72	2C84	1034	1H84	2S86	2C88	1H86	1V94	2U88	2S90	1M90
Days of operation/Notes 1st Class/Reservations/Bus Catering facilities					C □◇ ♣					J □◇ ♣					E □◇ ♣	A		K
Great Malvern (GMV)	d																	2126
Malvern Link (MVL)	d																	2129
Worcester Foregate Street (WOF)	7 d	1842						1942				2020					2120	2138
Worcester Shrub Hill (WOS)	7 d			1913														2150
Droitwich Spa (DTW)	d	1851		1921				1951				2029					2129	2158
Hartlebury (HBY)	d			1928								2036					2136	
Kidderminster (KID)	a	1901		1933				2001				2041					2141	
Kidderminster (KID)	d	1845	1901	1915	1935		1944	2002	2015			2042	2116				2143	
Blakedown (BKD)	d	1849		1919	1939		1948		2019			2046	2120				2147	
Hagley (HAG)	d	1852		1922	1943		1952		2022			2049	2123				2151	
Stourbridge Junction (SBJ)	2 d	1856	1909	1926	1947		1956	2010	2026			2053	2127				2155	
Lye (LYE)	d	1900		1930			2000		2030			2057	2131				2159	
Cradley Heath (CRA)	d	1903	1915	1933	1953		2003	2015	2033			2100	2134				2202	
Old Hill (OHL)	d	1906		1937			2006		2037			2103	2138				2205	
Rowley Regis (ROW)	d	1909	1920	1940	1958		2010	2021	2040			2107	2141				2209	
Langley Green (LGG)	d	1912		1943			2013		2043			2110	2144				2212	
Smethwick Galton Bridge (SGB)	7 d	1916	1925	1947	2004		2016	2026	2047			2113	2148				2215	
The Hawthorns (THW)	7 d	1918	1927	1949	2006		2018	2028	2049			2115	2150				2217	
Jewellery Quarter (JEQ)	d	1922	1931	1953	2010		2022	2033	2053			2119	2154				2221	
Birmingham Snow Hill (BSW)	7 d	1926	1935	1957	2014		2026	2037	2057			2123	2158				2225	
Birmingham Snow Hill (BSW)	7 d	1926	1938	1958			2015	2028	2039	2058		2110	2128	2200			2228	
Birmingham Moor Street (BMO)	d	1929	1941	2001			2018	2031	2042	2103c		2118e	2131	2203		2214	2231	
Birmingham New Street (BHM)	10 d				2003					2103					2203			2236a
Small Heath (SMA)	d	1933	1945	2004			2034		2106			2134	2206				2234	
Tyseley (TYS)	d	1936	1948	2007			2037		2109			2139	2209			2219	2237	
Acocks Green (ACG)	d		1950	2010					2048	2112			2212				2222	
Olton (OLT)	d		1953	2012					2051	2114			2214				2225	
Solihull (SOL)	d		1957	2016		2028			2055	2118		2127	2218				2229	
Widney Manor (WMR)	d		2000	2019					2058	2121			2221				2232	
Dorridge (DDG)	d		2007a	2026a		2033			2105a	2128a		2132	2228a				2236	
Lapworth (LPW)	d											2136					2240	
Hatton (HTN)	d											2141					2246	
Warwick Parkway (WRP)	d					2043						2146					2251	
Warwick (WRW)	d					2046						2149			2206		2254	
Leamington Spa (LMS)	a				2037	2054				2137		2154			2211	2236	2258	
London Marylebone (MYB)	10 a					2217						2317			2358			
Spring Road (SRI)	d	1938					2040					2142					2240	
Hall Green (HLG)	d	1940					2042					2144					2242	
Yardley Wood (YRD)	d	1943					2045					2147					2245	
Shirley (SRL)	d	1946					2048					2150					2248	
Whitlocks End (WTE)	d	1949					2051					2153					2251	
Wythall (WYT)	d	1951					2053					2155					2253	
Earlswood (West Midlands) (EWD)	d	1954					2056					2158					2256	
The Lakes (TLK)	d	1956x					2058x					2200x					2258x	
Wood End (WDE)	d	1959x					2100x					2202x					2300x	
Danzey (DZY)	d	2002x					2102x					2204x					2302x	
Henley-in-Arden (HNL)	d	2007					2107					2209					2307	
Wootton Waven (WWW)	d	2010x					2110x					2212x					2310x	
Wilmcote (WMC)	d	2015					2115					2217					2315	
Stratford Parkway (STY)	d	2018					2118					2220					2318	
Stratford-upon-Avon (SAV)	a	2024					2123					2226					2323	












NOTES (see introductory pages for explanation of train operator codes and standard symbols)

- a** Arrival time
- d** Departure time
- x** Stops on request
- c** Arrives 3 minutes earlier
- e** Arrives 6 minutes earlier

- A** To Banbury, see table 113
- C** From Manchester Piccadilly to Bournemouth, see table 050
- E** From Manchester Piccadilly to Reading, see table 050
- J** From Manchester Piccadilly to Southampton Central, see table 050
- K** From Hereford, see table 074

Worcester, Kidderminster and Stourbridge to Birmingham, Leamington Spa and Stratford-upon-Avon

Mondays to Fridays

Operator Train ID Days of operation/Notes	LM	CH	LM	CH	LM
	2C92	2U89 A	2H87	2U90 A	2S94
Great Malvern (GMV)	d				
Malvern Link (MVL)	d				
Worcester Foregate Street (WOF) 	d				2223
Worcester Shrub Hill (WOS) 	d				2230
Droitwich Spa (DTW)	d				2238
Hartlebury (HBY)	d				2245
Kidderminster (KID)	a				2250
Kidderminster (KID)	d	2216			2251
Blakedown (BKD)	d	2220			2255
Hagley (HAG)	d	2223			2259
Stourbridge Junction (SBJ) 	d	2227		2300	2305
Lye (LYE)	d	2231			2309
Cradley Heath (CRA)	d	2234			2311
Old Hill (OHL)	d	2238			2315
Rowley Regis (ROW)	d	2241			2318
Langley Green (LGG)	d	2244			2321
Smethwick Galton Bridge (SGB) 	d	2248			2324
The Hawthorns (THW) 	d	2250			2326
Jewellery Quarter (JEQ) 	d	2254			2330
Birmingham Snow Hill (BSW) 	a	2258		2319	2334
Birmingham Snow Hill (BSW) 	d	2259		2322	2330
Birmingham Moor Street (BMO) 	d	2302		2325	2333
Birmingham New Street (BHM) 	d				
Small Heath (SMA)	d			2329	2341
Tyseley (TYS)	d	2307		2332	2338
Acocks Green (ACG)	d	2309		2335	2341
Olton (OLT)	d	2312		2337	2344
Solihull (SOL)	d	2316		2341	2348
Widney Manor (WMR)	d	2319		2344	2351
Dorridge (DDG)	d	2326a		2347	2355
Lapworth (LPW)	d			2351	2359
Hatton (HTN)	d			2356	0005
Warwick Parkway (WRP)	d			2359	0010
Warwick (WRW)	d		2333	0002	0013
Leamington Spa (LMS)	a		2337	0008	0017
London Marylebone (MYB) 	a				
Spring Road (SRI)	d				2347
Hall Green (HLG)	d				2349
Yardley Wood (YRD)	d				2351
Shirley (SRL)	d				2355
Whitlocks End (WTE)	d				2359a
Wythall (WYT)	d				
Earlswood (West Midlands) (EWD)	d				
The Lakes (TLK)	d				
Wood End (WDE)	d				
Danzey (DZY)	d				
Henley-in-Arden (HNL)	d				
Wootton Waven (WWW)	d				
Wilmcote (WMC)	d				
Stratford Parkway (STY)	d				
Stratford-upon-Avon (SAV)	a				

NOTES (see introductory pages for explanation of train operator codes and standard symbols)

a Arrival time
d Departure time

A To Banbury, see table 113

Worcester, Kidderminster and Stourbridge to Birmingham, Leamington Spa and Stratford-upon-Avon

Saturdays

Operator	LM	CH	XC	CH	LM	CH	LM	XC	CH	LM	LM	CH	LM	LM	CH	XC	CH	LM
Train ID	2H87	2U90	1002	1H07	2S02	1H09	2C02	1004	1H11	2S06	2C04	1H13	2D05	2S10	2L14	1006	1H15	2S12
Days of operation/Notes 1st Class/Reservations/Bus Catering facilities		A	B □◇ ≡					C □◇								D □◇		
Great Malvern (GMV)	d																	
Malvern Link (MVL)	d																	
Worcester Foregate Street (WOF)	7 d																	0720
Worcester Shrub Hill (WOS)	7 d						0545		0621				0701					
Droitwich Spa (DTW)	d						0553		0629				0709					
Hartlebury (HBY)	d						0600		0636				0716					
Kidderminster (KID)	a						0605		0641				0721					
Kidderminster (KID)	d						0606		0637	0642		0712		0722				
Blakedown (BKD)	d						0610			0646				0726				
Hagley (HAG)	d						0614			0649				0730				
Stourbridge Junction (SBJ)	2 d						0618		0646	0653		0722		0735				
Lye (LYE)	d						0622			0657				0739				
Cradley Heath (CRA)	d						0625			0700				0742			0759	
Old Hill (OHL)	d						0628			0703				0745				
Rowley Regis (ROW)	d						0632		0657	0707		0733		0749			0804	
Langley Green (LGG)	d						0635			0710				0752				
Smethwick Galton Bridge (SGB)	7 d						0638		0703	0713		0739		0755			0810	
The Hawthorns (THW)	d						0641			0716				0757			0812	
Jewellery Quarter (JEQ)	d						0645			0720				0801			0817	
Birmingham Snow Hill (BSW)	a						0649		0710	0724		0746		0805			0821	
Birmingham Snow Hill (BSW)	d				0625		0650		0712	0725	0737	0748	0758	0807			0827	
Birmingham Moor Street (BMO)	d			0615	0628	0637	0653		0716	0728	0740	0752	0801	0810			0815	
Birmingham New Street (BHM)	12 d		0604					0703								0803		
Small Heath (SMA)	d				0631		0656			0731				0813				
Tyseley (TYS)	d				0634		0659			0734				0817				
Acocks Green (ACG)	d						0702				0747		0807					
Olton (OLT)	d						0705				0750		0810					
Solihull (SOL)	d			0624		0646	0709		0725		0754	0801	0814				0823	
Widney Manor (WMR)	d						0712				0757		0817					
Dorridge (DDG)	d			0629		0652	0717a		0730		0802a	0806	0821				0828	
Lapworth (LPW)	d					0657												
Hatton (HTN)	d		0005			0704												
Warwick Parkway (WRP)	d		0010		0639		0710		0740			0816					0838	
Warwick (WRW)	d	0002	0013		0642		0714		0744					0823			0841	
Leamington Spa (LMS)	a	0008	0017	0636	0647		0719		0749			0822		0829	0837		0846	
London Marylebone (MYB)	a			0812		0849			0912			0953					1012	
Spring Road (SRI)	d				0637					0737				0819			0836	
Hall Green (HLG)	d				0639					0739				0822			0838	
Yardley Wood (YRD)	d				0642					0742				0824			0841	
Shirley (SRL)	d				0645					0745				0828			0844	
Whitlocks End (WTE)	d				0648					0748				0830a			0847	
Wythall (WYT)	d				0650					0750							0850	
Earlwood (West Midlands) (EWD)	d				0653					0753							0852	
The Lakes (TLK)	d				0655x					0755x							0855x	
Wood End (WDE)	d				0658x					0758x							0857x	
Danzey (DZY)	d				0701x					0801x							0900x	
Henley-in-Arden (HNL)	d				0706					0806							0905	
Wootton Waven (WWW)	d				0709x					0809x							0909x	
Wilmcote (WMC)	d				0714					0814							0914	
Stratford Parkway (STY)	d				0717					0817			0838				0917	
Stratford-upon-Avon (SAV)	a				0721					0823			0841				0923	

NOTES (see introductory pages for explanation of train operator codes and standard symbols)

- a Arrival time
- d Departure time
- x Stops on request

- A To Banbury, see table 113
- B To Reading, see table 050
- C From Manchester Piccadilly to Bournemouth, see table 050
- D From Nottingham to Reading, see table 050

Worcester, Kidderminster and Stourbridge to Birmingham, Leamington Spa and Stratford-upon-Avon

Saturdays

Operator Train ID Days of operation/Notes 1st Class/Reservations/Bus Catering facilities	CH 1H17	LM 2C10	LM 2D11 E	LM 2S16	XC 1008 C □◇ ⌚	CH 1H19	LM 2S18	CH 1H21	LM 2C14	LM 2D16 F	LM 2S22	LM 2S24	XC 1010 G □◇ ⌚	CH 2L24	CH 1H25	LM 2C20	LM 2D22	LM 2S28	
Great Malvern (GMV)	d																		
Malvern Link (MVL)	d																		
Worcester Foregate Street (WOF)	7	d		0808					0842		0906					0942		1006	
Worcester Shrub Hill (WOS)	7	d																	
Droitwich Spa (DTW)	d			0817					0851		0915					0951		1015	
Hartlebury (HBY)	d										0922							1022	
Kidderminster (KID)	a			0827					0901		0927					1001		1027	
Kidderminster (KID)	d			0827			0845		0901	0915	0927	0945				1001	1015	1028	
Blakedown (BKD)	d						0849			0919		0949						1019	
Hagley (HAG)	d			0833			0852			0922	0933	0952						1022	
Hagley (HAG)																		1034	
Stourbridge Junction (SBJ)	2	d	0805	0837			0856		0909	0926	0937	0956				1009	1026	1038	
Lye (LYE)	d		0809				0900			0930		1000						1030	
Cradley Heath (CRA)	d		0812	0843			0903		0915	0933	0943	1003				1015	1033	1044	
Old Hill (OHL)	d		0815	0847			0906			0936		1006						1036	
Rowley Regis (ROW)	d		0819	0850			0910		0920	0940	0948	1010				1020	1040	1049	
Langley Green (LGG)	d		0822				0913			0943		1013						1043	
Smethwick Galton Bridge (SGB)	7	d	0825	0856			0916		0925	0946	0954	1016				1025	1046	1055	
The Hawthorns (THW)	d		0827	0858			0918		0927	0948	0956	1018				1027	1048	1057	
Jewellery Quarter (JEQ)	d		0831	0902			0922		0931	0952	1000	1022				1031	1052	1101	
Birmingham Snow Hill (BSW)	a		0835	0906			0926		0935	0956	1004	1026				1035	1056	1105	
Birmingham Snow Hill (BSW)	d		0837	0857	0907			0928	0937	0958	1007	1027				1037	1058	1107	
Birmingham Moor Street (BMO)	d	0835	0840	0902c	0910		0914	0931	0937	0940	1001	1030			1037	1040	1101	1110	
Birmingham New Street (BHM)	12	d				0903							1003						
Small Heath (SMA)	d		0843		0914					0943		1013				1043		1113	
Tyseley (TYS)	d		0847		0917					0947		1017				1047		1117	
Acocks Green (ACG)	d		0849	0908						0949	1007					1049		1107	
Olton (OLT)	d		0852	0910						0952	1009					1052		1110	
Solihull (SOL)	d	0846c	0856	0914		0924		0947		0956	1013			1046		1056		1114	
Widney Manor (WMR)	d		0859	0917						0959	1016					1059		1117	
Dorridge (DDG)	d	0854c	0904a	0921		0929		0953	1006a	1020					1052	1106a		1121	
Lapworth (LPW)	d	0858													1057				
Hatton (HTN)	d	0904													1104				
Warwick Parkway (WRP)	d	0910				0938		1004							1110				
Warwick (WRW)	d	0914				0942		1008						1102	1114				
Leamington Spa (LMS)	a	0919			0937	0947		1012					1037	1108	1119				
London Marylebone (MYB)	10	a	1049			1112		1149							1250				
Spring Road (SRI)	d			0919			0937				1019	1036						1119	
Hall Green (HLG)	d			0922			0939				1022	1038						1122	
Yardley Wood (YRD)	d			0924			0942				1024	1041						1124	
Shirley (SRL)	d			0928			0945				1028	1044						1128	
Whitlocks End (WTE)	d			0930a			0947				1030a	1047						1132a	
Wythall (WYT)	d						0950					1050							
Earlwood (West Midlands) (EWD)	d						0952					1052							
The Lakes (TLK)	d						0955x					1055x							
Wood End (WDE)	d						0957x					1057x							
Danzey (DZY)	d						1000x					1100x							
Henley-in-Arden (HNL)	d						1005					1105							
Wootton Waven (WWW)	d						1009x					1109x							
Wilmcote (WMC)	d						1014					1114							
Stratford Parkway (STY)	d		0941			1017			1040			1117					1138		
Stratford-upon-Avon (SAV)	a		0944			1023			1043			1123					1141		

NOTES (see introductory pages for explanation of train operator codes and standard symbols)

- a Arrival time
- d Departure time
- x Stops on request
- c Arrives 3 minutes earlier

- C From Manchester Piccadilly to Bournemouth, see table 050
- E Also calls at Claverdon 0931 and Bearley 0936
- F Also calls at Claverdon 1030 and Bearley 1035
- G From Manchester Piccadilly to Reading, see table 050

Worcester, Kidderminster and Stourbridge to Birmingham, Leamington Spa and Stratford-upon-Avon

Saturdays

Operator	XC	CH	LM	CH	LM	LM	LM	LM	XC	CH	CH	LM	LM	LM	LM	XC	CH	LM
Train ID	1012	1H27	2S30	1H29	2C26	2D28	2S34	2S36	1014	2L32	1H33	2C32	2D34	2S40	2S42	1016	1H37	2C38
Days of operation/Notes	C								G							C		
1st Class/Reservations/Bus	◇								◇							◇		
Catering facilities	⚡								⚡							⚡		
Great Malvern (GMV)	d																	
Malvern Link (MVL)	d																	
Worcester Foregate Street (WOF)	7 d				1042		1106					1142		1206				1242
Worcester Shrub Hill (WOS)	7 d																	
Droitwich Spa (DTW)	d				1051		1115					1151		1215				1251
Hartlebury (HBY)	d													1222				
Kidderminster (KID)	a				1101		1127					1201		1227				1301
Kidderminster (KID)	d			1045	1101	1115	1128	1145				1201	1215	1228	1245			1301
Blakedown (BKD)	d			1049		1119		1149					1219		1249			
Hagley (HAG)	d			1052		1122	1134	1152					1222	1234	1252			
Stourbridge Junction (SBJ)	2 d			1056	1109	1126	1138	1156				1209	1226	1238	1256			1309
Lye (LYE)	d			1100		1130		1200					1230		1300			
Cradley Heath (CRA)	d			1103	1115	1133	1144	1203				1215	1233	1244	1303			1315
Old Hill (OHL)	d			1106		1136		1206					1236		1306			
Rowley Regis (ROW)	d			1110	1120	1140	1149	1210				1220	1240	1249	1310			1320
Langley Green (LGG)	d			1113		1143		1213					1243		1313			
Smethwick Galton Bridge (SGB)	7 d			1116	1125	1146	1155	1216				1225	1246	1255	1316			1325
The Hawthorns (THW)	d			1118	1127	1148	1157	1218				1227	1248	1257	1318			1327
Jewellery Quarter (JEQ)	d			1122	1131	1152	1201	1222				1231	1252	1301	1322			1331
Birmingham Snow Hill (BSW)	a			1126	1135	1156	1205	1226				1235	1256	1305	1326			1335
Birmingham Snow Hill (BSW)	d			1127	1137	1158	1207	1227				1237	1258	1307	1327			1337
Birmingham Moor Street (BMO)	d		1114	1130	1137	1140	1201	1210	1230			1237	1240	1301	1310	1330		1337
Birmingham New Street (BHM)	12 d	1103							1203							1303		
Small Heath (SMA)	d				1143		1213					1243		1313				1343
Tyseley (TYS)	d				1147		1217					1247		1317				1347
Acocks Green (ACG)	d				1149	1207						1249	1307					1349
Olton (OLT)	d				1152	1210						1252	1310					1352
Solihull (SOL)	d		1123		1148	1156	1214				1246	1256	1314				1347	1356
Widney Manor (WMR)	d				1159	1217						1259	1317					1359
Dorridge (DDG)	d		1128		1153	1206a	1221					1252	1306a	1321				1353
Lapworth (LPW)	d											1257						1406a
Hatton (HTN)	d											1304						
Warwick Parkway (WRP)	d		1138		1204							1310						1404
Warwick (WRW)	d		1142		1208						1302	1315						1408
Leamington Spa (LMS)	a	1137	1147		1212					1237	1308	1319					1337	1412
London Marylebone (MYB)	10 a		1312		1349							1450						1549
Spring Road (SRI)	d			1136				1219	1236					1319	1336			
Hall Green (HLG)	d			1138				1222	1238					1322	1338			
Yardley Wood (YRD)	d			1141				1224	1241					1324	1341			
Shirley (SRL)	d			1144				1228	1244					1328	1344			
Whitlocks End (WTE)	d			1147				1232a	1247					1332a	1347			
Wythall (WYT)	d			1150					1250						1350			
Earlwood (West Midlands) (EWD)	d			1152					1252						1352			
The Lakes (TLK)	d			1155x					1255x						1355x			
Wood End (WDE)	d			1157x					1257x						1357x			
Danzey (DZY)	d			1200x					1300x						1400x			
Henley-in-Arden (HNL)	d			1205					1305						1405			
Wootton Waven (WWW)	d			1208x					1308x						1409x			
Wilmcote (WMC)	d			1214					1314						1414			
Stratford Parkway (STY)	d			1217			1238		1317				1338		1417			
Stratford-upon-Avon (SAV)	a			1223			1241		1323				1341		1423			

NOTES (see introductory pages for explanation of train operator codes and standard symbols)

- a Arrival time
- d Departure time
- x Stops on request

- C From Manchester Piccadilly to Bournemouth, see table 050
- G From Manchester Piccadilly to Reading, see table 050

Worcester, Kidderminster and Stourbridge to Birmingham, Leamington Spa and Stratford-upon-Avon

Saturdays

Operator Train ID Days of operation/Notes 1st Class/Reservations/Bus Catering facilities	LM 2D40	LM 2S46	LM 2S48	XC 1018 G □◇ ⚡	CH 2L40	CH 1H41	LM 2C44	LM 2D46	LM 2S52	XC 1020 C □◇ ⚡	CH 1H43	LM 2S54	CH 1H45	LM 2C50	LM 2D52 H	LM 2S58	LM 2S60	XC 1022 G □◇ ⚡	
Great Malvern (GMV)	d																		
Malvern Link (MVL)	d																		
Worcester Foregate Street (WOF) 7	d		1306				1342		1406					1442		1506			
Worcester Shrub Hill (WOS) 7	d																		
Droitwich Spa (DTW)	d		1315				1351		1415					1451		1515			
Hartlebury (HBY)	d		1322						1422							1522			
Kidderminster (KID)	a		1327				1401		1427					1501		1527			
Kidderminster (KID)	d	1315	1328	1345			1401	1415	1428			1445		1501	1515	1528	1545		
Blakedown (BKD)	d	1319		1349				1419				1449			1519		1549		
Hagley (HAG)	d	1322	1334	1352				1422	1434			1452			1522	1534	1552		
Stourbridge Junction (SBJ) 2	d	1326	1338	1356			1409	1426	1438			1456		1509	1526	1538	1556		
Lye (LYE)	d	1330		1400				1430				1500			1530		1600		
Cradley Heath (CRA)	d	1333	1344	1403			1415	1433	1444			1503		1515	1533	1544	1603		
Old Hill (OHL)	d	1336		1406				1436				1506			1536		1606		
Rowley Regis (ROW)	d	1340	1349	1410			1420	1440	1449			1510		1520	1540	1549	1610		
Langley Green (LGG)	d	1343		1413				1443				1513			1543		1613		
Smethwick Galton Bridge (SGB) 7	d	1346	1355	1416			1425	1446	1455			1516		1525	1546	1555	1616		
The Hawthorns (THW)	d	1348	1357	1418			1427	1448	1457			1518		1527	1548	1557	1618		
Jewellery Quarter (JEQ)	d	1352	1401	1422			1431	1452	1501			1522		1531	1552	1601	1622		
Birmingham Snow Hill (BSW)	a	1356	1405	1426			1435	1456	1505			1526		1535	1556	1605	1626		
Birmingham Snow Hill (BSW)	d	1358	1407	1428			1437	1458	1507			1528		1537	1558	1607	1627		
Birmingham Moor Street (BMO)	d	1401	1410	1431		1437	1440	1501	1510		1514	1531	1537	1540	1601	1610	1630		
Birmingham New Street (BHM) 12	d			1403						1503								1603	
Small Heath (SMA)	d		1413				1443		1513					1543		1613			
Tyseley (TYS)	d		1417				1447		1517					1547		1617	1635		
Acocks Green (ACG)	d	1407					1449	1507						1549	1607				
Olton (OLT)	d	1410					1452	1510						1552	1610				
Solihull (SOL)	d	1413			1446		1456	1513			1523		1547	1556	1614				
Widney Manor (WMR)	d	1417					1459	1517						1559	1617				
Dorridge (DDG)	d	1421				1452	1506a	1521			1529		1553	1606a	1621				
Lapworth (LPW)	d					1457													
Hatton (HTN)	d					1504													
Warwick Parkway (WRP)	d					1510						1539		1604					
Warwick (WRW)	d					1514						1543		1608					
Leamington Spa (LMS)	a				1437	1508	1519			1537	1548			1612					1637
London Marylebone (MYB) 10 a	a					1650					1712		1749						
Spring Road (SRI)	d		1419	1437					1519				1537			1619	1637		
Hall Green (HLG)	d		1422	1439					1522				1539			1622	1640		
Yardley Wood (YRD)	d		1424	1442					1524				1542			1624	1642		
Shirley (SRL)	d		1428	1445					1528				1545			1628	1645		
Whitlocks End (WTE)	d		1432a	1448					1532a				1548			1632a	1648		
Wythall (WYT)	d			1450									1550				1651		
Earlwood (West Midlands) (EWD)	d			1453									1553				1653		
The Lakes (TLK)	d			1455x									1555x				1655x		
Wood End (WDE)	d			1458x									1558x				1657x		
Danzey (DZY)	d			1501x									1601x				1700x		
Henley-in-Arden (HNL)	d			1506									1606				1705		
Wootton Waven (WWW)	d			1509x									1609x				1709x		
Wilmcote (WMC)	d			1514									1614				1714		
Stratford Parkway (STY)	d	1438		1517				1538					1617		1641		1717		
Stratford-upon-Avon (SAV)	a	1441		1523				1541					1623		1644		1723		

NOTES (see introductory pages for explanation of train operator codes and standard symbols)

- a Arrival time
- d Departure time
- x Stops on request

- C From Manchester Piccadilly to Bournemouth, see table 050
- G From Manchester Piccadilly to Reading, see table 050
- H Also calls at Claverdon 1631 and Bearley 1636

Worcester, Kidderminster and Stourbridge to Birmingham, Leamington Spa and Stratford-upon-Avon

Saturdays

Operator Train ID Days of operation/Notes 1st Class/Reservations/Bus Catering facilities	CH 2L48	CH 1H49	LM 2C56	LM 2D58 J	LM 2S64	LM 2S66	XC 1O24 C □◇ ≡	CH 1H53	LM 2C62	LM 2D63 K	LM 2S72	LM 2S74	XC 1O26 G □◇ ≡	CH 2L56	CH 1H57	LM 2C66	LM 2C68	LM 2S76
Great Malvern (GMV)	d																	
Malvern Link (MVL)	d																	
Worcester Foregate Street (WOF)	7 d		1542		1606				1642							1741		
Worcester Shrub Hill (WOS)	7 d										1707							1803
Droitwich Spa (DTW)	d		1551		1615				1651		1715					1751		1817
Hartlebury (HBY)	d				1622						1722							1824
Kidderminster (KID)	a		1601		1627				1701		1727					1801		1829
Kidderminster (KID)	d		1601	1615	1628	1645			1701	1715	1728	1745				1801	1815	1830
Blakedown (BKD)	d			1619		1649				1719		1749						1819
Hagley (HAG)	d			1622	1634	1652				1722	1734	1752						1822 1836
Stourbridge Junction (SBJ)	2 d		1609	1626	1638	1656			1709	1726	1738	1756				1809	1826	1840
Lye (LYE)	d			1630		1700				1730		1800						1830
Cradley Heath (CRA)	d		1615	1633	1644	1703			1715	1733	1744	1803				1815	1833	1846
Old Hill (OHL)	d			1636		1706				1736		1806						1836
Rowley Regis (ROW)	d		1620	1640	1649	1710			1720	1740	1749	1810				1820	1840	1851
Langley Green (LGG)	d			1643		1713				1743		1813						1843
Smethwick Galton Bridge (SGB)	7 d		1625	1646	1655	1716			1725	1746	1755	1816				1825	1846	1856
The Hawthorns (THW)	d		1627	1648	1657	1718			1727	1748	1757	1818				1827	1848	1858
Jewellery Quarter (JEQ)	d		1631	1652	1701	1722			1731	1752	1801	1822				1831	1852	1902
Birmingham Snow Hill (BSW)	a		1635	1656	1705	1726			1735	1756	1805	1826				1835	1856	1906
Birmingham Snow Hill (BSW)	d		1637	1658	1707	1728			1737	1758	1807	1827				1836	1858	1907
Birmingham Moor Street (BMO)	d	1637	1640	1701	1710	1731		1735	1740	1801	1810	1830			1835	1839	1901	1910
Birmingham New Street (BHM)	12 d						1703						1803					
Small Heath (SMA)	d		1643		1713				1743		1813					1842	1904	1913
Tyseley (TYS)	d		1647		1717	1736			1747		1817					1845	1907	1917
Acocks Green (ACG)	d		1649	1707					1749	1807						1848	1910	
Olton (OLT)	d		1652	1710					1752	1809						1850	1912	
Solihull (SOL)	d	1647	1656	1714				1746c	1756	1813				1845	1854	1916		
Widney Manor (WMR)	d		1659	1717					1759	1816						1857	1919	
Dorridge (DDG)	d	1653	1706a	1721				1753c	1806a	1820					1852	1904a	1924a	
Lapworth (LPW)	d	1657								1824					1857			
Hatton (HTN)	d	1704													1904			
Warwick Parkway (WRP)	d	1710						1804							1910			
Warwick (WRW)	d	1702	1715					1809						1902	1915			
Leamington Spa (LMS)	a	1708	1719				1737	1813					1837	1908	1919			
London Marylebone (MYB)	a	1849						1949							2050			
Spring Road (SRI)	d				1719	1738				1819	1836							1919
Hall Green (HLG)	d				1722	1741				1822	1838							1922
Yardley Wood (YRD)	d				1724	1743				1824	1841							1924
Shirley (SRL)	d				1728	1746				1828	1844							1928
Whitlocks End (WTE)	d				1732a	1749				1832a	1847							1930a
Wythall (WYT)	d					1751					1850							
Earlwood (West Midlands) (EWD)	d					1754					1852							
The Lakes (TLK)	d					1756x					1855x							
Wood End (WDE)	d					1758x					1857x							
Danzey (DZY)	d					1801x					1900x							
Henley-in-Arden (HNL)	d					1806					1905							
Wootton Waven (WWW)	d					1809x					1908x							
Wilmcote (WMC)	d					1814				1841	1914							
Stratford Parkway (STY)	d			1741		1817				1844	1917							
Stratford-upon-Avon (SAV)	a			1744		1821				1848	1923							

NOTES (see introductory pages for explanation of train operator codes and standard symbols)

- a Arrival time
- d Departure time
- x Stops on request
- c Arrives 3 minutes earlier

- C From Manchester Piccadilly to Bournemouth, see table 050
- G From Manchester Piccadilly to Reading, see table 050
- J Also calls at Claverdon 1731 and Bearley 1736
- K Also calls at Claverdon 1832 and Bearley 1837

Worcester, Kidderminster and Stourbridge to Birmingham, Leamington Spa and Stratford-upon-Avon

Saturdays

Operator Train ID Days of operation/Notes 1st Class/Reservations/Bus Catering facilities	LM 2S78	LM 2C69	XC 1028 C L A	LM 2C70	LM 2S80	XC 1030 C L A	CH 1H63	LM 2S82	LM 2C74	LM 2C72	LM 2S84	CH 2L68	XC 1034 L A	CH 2H69	LM 2S86	LM 2C78	LM 2B82	CH 2U71 A
Great Malvern (GMV)	d																	
Malvern Link (MVL)	d																	
Worcester Foregate Street (WOF)	7 d	1842							1942		2012						2106	
Worcester Shrub Hill (WOS)	7 d				1906													
Droitwich Spa (DTW)	d	1851			1914				1951		2021							2115
Hartlebury (HBY)	d				1921				1958		2028							2122
Kidderminster (KID)	a	1901			1926				2003		2033							2127
Kidderminster (KID)	d	1845	1901		1915	1927			1945	2004	2015	2034			2045	2115	2128	
Blakedown (BKD)	d	1849			1919				1949	2009	2019				2049	2119	2132	
Hagley (HAG)	d	1852			1922	1933			1952	2012	2022	2040			2052	2122	2135	
Stourbridge Junction (SBJ)	2 d	1856	1909		1926	1937			1957	2016	2026	2044			2056	2126	2139	
Lye (LYE)	d	1900			1930				2001		2030				2100	2130		
Cradley Heath (CRA)	d	1903	1915		1933	1943			2003	2022	2033	2049			2103	2133	2145	
Old Hill (OHL)	d	1906			1936				2007		2036				2106	2136		
Rowley Regis (ROW)	d	1910	1920		1940	1948			2010	2027	2040	2054			2110	2140	2150	
Langley Green (LGG)	d	1913			1943				2013		2043				2113	2143		
Smethwick Galton Bridge (SGB)	7 d	1916	1925		1946	1954			2017	2033	2046	2100			2116	2146	2155	
The Hawthorns (THW)	d	1918	1927		1948	1956			2019	2035	2048	2102			2118	2148	2157	
Jewellery Quarter (JEQ)	d	1922	1931		1952	2000			2023	2039	2052	2106			2122	2152	2201	
Birmingham Snow Hill (BSW)	a	1926	1935		1957	2004			2027	2043	2056	2110			2126	2156	2205	
Birmingham Snow Hill (BSW)	d	1927	1937		1958	2005			2027	2045	2057	2110			2128	2157		
Birmingham Moor Street (BMO)	d	1930	1940		2001	2008		2015	2030	2048	2100	2113		2118	2131	2200		
Birmingham New Street (BHM)	10 d			1903			2003						2103					
Small Heath (SMA)	d	1933	1943		2004	2011			2034		2103	2117			2134	2203		
Tyseley (TYS)	d	1936	1946		2007	2014			2037		2106	2120			2137	2206		
Acocks Green (ACG)	d		1949		2010					2054	2109						2209	
Olton (OLT)	d		1952		2013					2057	2112						2212	
Solihull (SOL)	d		1955		2017		2024			2101	2116		2127				2216	
Widney Manor (WMR)	d		1959		2020					2104	2119						2219	
Dorridge (DDG)	d		2006a		2025a		2029			2109a	2124a			2132			2224a	
Lapworth (LPW)	d													2137				
Hatton (HTN)	d													2143				
Warwick Parkway (WRP)	d						2039							2148				
Warwick (WRW)	d						2042					2102		2151				2235
Leamington Spa (LMS)	a			1937		2037	2047					2108	2137	2156				2240
London Marylebone (MYB)	10 a						2213							2354				
Spring Road (SRI)	d	1939			2017			2039			2123				2140			
Hall Green (HLG)	d	1941			2019			2041			2125				2142			
Yardley Wood (YRD)	d	1944			2021			2044			2128				2145			
Shirley (SRL)	d	1947			2025			2047			2131				2148			
Whitlocks End (WTE)	d	1950			2029a			2050			2135a				2152			
Wythall (WYT)	d	1952						2052							2154			
Earlwood (West Midlands) (EWD)	d	1955						2055							2157			
The Lakes (TLK)	d	1957x						2057x							2159x			
Wood End (WDE)	d	1959x						2059x							2201x			
Danzey (DZY)	d	2001x						2101x							2203x			
Henley-in-Arden (HNL)	d	2006						2106							2208			
Wootton Waven (WWW)	d	2009x						2109x							2211x			
Wilmcote (WMC)	d	2014						2114							2216			
Stratford Parkway (STY)	d	2017						2117							2219			
Stratford-upon-Avon (SAV)	a	2023						2123							2225			











NOTES (see introductory pages for explanation of train operator codes and standard symbols)

a Arrival time
d Departure time
x Stops on request

A To Banbury, see table 113
C From Manchester Piccadilly to Bournemouth, see table 050
L From Manchester Piccadilly to Southampton Central, see table 050

Worcester, Kidderminster and Stourbridge to Birmingham, Leamington Spa and Stratford-upon-Avon

Saturdays

Operator Train ID Days of operation/Notes	CH	LM	LM	LM	LM
	2U73 A	2S90	2H75	2S94	2H28
Great Malvern (GMV)	d				
Malvern Link (MVL)	d				
Worcester Foregate Street (WOF) 	d		2151		
Worcester Shrub Hill (WOS) 	d				2244
Droitwich Spa (DTW)	d		2200		2252
Hartlebury (HBY)	d		2207		2259
Kidderminster (KID)	a		2212		2304
Kidderminster (KID)	d		2213		2305
Blakedown (BKD)	d		2217		2309
Hagley (HAG)	d		2221		2313
Stourbridge Junction (SBJ) 	d	2156	2225	2258	2317
Lye (LYE)	d	2200	2229	2302	
Cradley Heath (CRA)	d	2202	2232	2304	
Old Hill (OHL)	d	2206	2235	2308	
Rowley Regis (ROW)	d	2209	2239	2311	
Langley Green (LGG)	d	2212	2242	2314	
Smethwick Galton Bridge (SGB) 	d	2216	2245	2317	
The Hawthorns (THW) 	d	2218	2247	2319	
Jewellery Quarter (JEQ) 	d	2222	2251	2323	
Birmingham Snow Hill (BSW) 	a	2226	2255	2327	2336
Birmingham Snow Hill (BSW) 	d	2227	2257	2329	2337
Birmingham Moor Street (BMO)	d	2218	2230	2300	2332
Birmingham Moor Street (BMO)	d	2218	2230	2300	2332
Birmingham New Street (BHM) 	d				
Small Heath (SMA)	d	2233	2303	2335	2343
Tyseley (TYS)	d	2223	2236	2307	2338
Tyseley (TYS)	d	2223	2236	2307	2338
Acocks Green (ACG)	d	2226		2310	2349
Olton (OLT)	d	2229		2313	2352
Solihull (SOL)	d	2233		2317	2356
Widney Manor (WMR)	d	2236		2320	2359
Dorridge (DDG)	d	2240		2324	0003
Lapworth (LPW)	d	2244		2326	0006
Hatton (HTN)	d	2250		2332	0012
Warwick Parkway (WRP)	d	2255		2336	0015
Warwick (WRW)	d	2258		2338	0018
Leamington Spa (LMS)	a	2303		2345	0025
London Marylebone (MYB) 	a				
Spring Road (SRI)	d		2239		2341
Hall Green (HLG)	d		2241		2343
Yardley Wood (YRD)	d		2243		2346
Shirley (SRL)	d		2247		2349
Whitlocks End (WTE)	d		2250		2353a
Wythall (WYT)	d		2252		
Earlswood (West Midlands) (EWD)	d		2255		
The Lakes (TLK)	d		2257x		
Wood End (WDE)	d		2259x		
Danzey (DZY)	d		2301x		
Henley-in-Arden (HNL)	d		2306		
Wootton Waven (WWW)	d		2309x		
Wilmcote (WMC)	d		2314		
Stratford Parkway (STY)	d		2317		
Stratford-upon-Avon (SAV)	a		2326		

NOTES (see introductory pages for explanation of train operator codes and standard symbols)

- a Arrival time
- d Departure time
- x Stops on request

A To Banbury, see table 113

Worcester, Kidderminster and Stourbridge to Birmingham, Leamington Spa and Stratford-upon-Avon

Sundays

Operator	LM	CH	LM	LM	CH	LM	XC	CH	LM	CH	CH	LM	LM	XC	CH	LM	XC	CH
Train ID	2H28	1H15	2S98	2S00	1H17	2C96	1008	1H19	2S02	2L20	1H21	2C98	2S04	1010	1H25	2C00	1012	1H27
Days of operation/Notes 1st Class/Reservations/Bus Catering facilities							A B C D							B C D			C D	
Great Malvern (GMV)	d																	
Malvern Link (MVL)	d																	
Worcester Foregate Street (WOF)	7 d												0921					
Worcester Shrub Hill (WOS)	7 d												0928			0953		
Droitwich Spa (DTW)	d												0936			1001		
Hartlebury (HBY)	d															1008		
Kidderminster (KID)	a												0946			1013		
Kidderminster (KID)	d												0946		1000	1014		1030
Blakedown (BKD)	d												0951			1018		
Hagley (HAG)	d												0954			1022		
Stourbridge Junction (SBJ)	2 d												0958		1009	1026		1039
Lye (LYE)	d															1030		
Cradley Heath (CRA)	d												1004			1033		1045
Old Hill (OHL)	d															1036		
Rowley Regis (ROW)	d												1009		1020	1040		1052
Langley Green (LGG)	d															1043		
Smethwick Galton Bridge (SGB)	7 d												1014			1046		1057
The Hawthorns (THW)	d												1016			1048		
Jewellery Quarter (JEQ)	d												1020			1052		1103
Birmingham Snow Hill (BSW)	a												1023		1031	1055		1106
Birmingham Snow Hill (BSW)	d			0836	0840		0857		0927			0957	1027		1033	1057		1108
Birmingham Moor Street (BMO)	d		0828	0839	0843	0847	0900		0912	0930		0937	1000		1037	1100		1112
Birmingham New Street (BHM)	12 d							0904							1003			1103
Small Heath (SMA)	d																	
Tyseley (TYS)	d			0848					0935				1035					
Acocks Green (ACG)	d						0906						1006				1106	
Olton (OLT)	d						0909						1009				1109	
Solihull (SOL)	d		0837			0855	0913		0924			0946	1013		1047	1113		1121
Widney Manor (WMR)	d						0916						1016			1116		
Dorridge (DDG)	d	0003	0842			0900	0921a		0929			0952	1021a		1053	1121a		1127
Lapworth (LPW)	d	0006				0904						0957						
Hatton (HTN)	d	0012				0910						1003						
Warwick Parkway (WRP)	d	0015	0852			0915			0938			1009			1104			1137
Warwick (WRW)	d	0018	0855			0918			0941		1001	1015			1109			1141
Leamington Spa (LMS)	a	0025	0900			0923		0936	0946		1008	1019		1037	1113		1137	1145
London Marylebone (MYB)	a		1017			1053			1112			1148			1247			1312
Spring Road (SRI)	d			0850						0937			1037					
Hall Green (HLG)	d			0853						0940			1040					
Yardley Wood (YRD)	d			0855						0942			1042					
Shirley (SRL)	d			0859						0945			1045					
Whitlocks End (WTE)	d			0901a						0948			1048					
Wythall (WYT)	d									0951			1051					
Earlwood (West Midlands) (EWD)	d									0953			1053					
The Lakes (TLK)	d									0955x			1055x					
Wood End (WDE)	d																	
Danzey (DZY)	d																	
Henley-in-Arden (HNL)	d									1003			1103					
Wootton Waven (WWW)	d									1005x			1105x					
Wilmcote (WMC)	d									1011			1111					
Stratford Parkway (STY)	d			0908						1014			1114					
Stratford-upon-Avon (SAV)	a			0911						1017			1121					

NOTES (see introductory pages for explanation of train operator codes and standard symbols)

a Arrival time
d Departure time
x Stops on request

A To Reading, see table 050
B From Manchester Piccadilly to Bournemouth, see table 050
C From Manchester Piccadilly to Reading, see table 050

Worcester, Kidderminster and Stourbridge to Birmingham, Leamington Spa and Stratford-upon-Avon

Sundays

Operator	LM	CH	LM	LM	XC	CH	CH	LM	LM	XC	CH	LM	LM	XC	CH	CH	LM	XC	
Train ID	2S06	1H29	2C02	2S08	1014	2L32	1H33	2C04	2S10	1016	1H37	2C06	2S12	1018	2L40	1H41	2C08	1020	
Days of operation/Notes 1st Class/Reservations/Bus Catering facilities					B ◇ ⌘					C ◇ ⌘				B ◇ ⌘				C ◇ ⌘	
Great Malvern (GMV)	d																		
Malvern Link (MVL)	d																		
Worcester Foregate Street (WOF)	7 d			1121					1219				1326						
Worcester Shrub Hill (WOS)	7 d	1027		1128					1226										
Droitwich Spa (DTW)	d	1035		1137					1234				1335						
Hartlebury (HBY)	d								1241										
Kidderminster (KID)	a	1045		1146					1246				1345						
Kidderminster (KID)	d	1045		1147					1247				1345						
Blakedown (BKD)	d								1251										
Hagley (HAG)	d	1051		1153					1255				1351						
Stourbridge Junction (SBJ)	2 d	1057		1126	1157			1226	1259			1326	1357					1426	
Lye (LYE)	d			1130				1230				1330						1430	
Cradley Heath (CRA)	d	1103		1133	1203			1233	1305			1333	1403					1433	
Old Hill (OHL)	d			1136				1236				1336						1436	
Rowley Regis (ROW)	d	1108		1140	1208			1240	1310			1340	1408					1440	
Langley Green (LGG)	d			1143				1243				1343						1443	
Smethwick Galton Bridge (SGB)	7 d	1113		1146	1213			1246	1315			1346	1413					1446	
The Hawthorns (THW)	d	1115		1148	1215			1248	1317			1348	1415					1448	
Jewellery Quarter (JEQ)	d	1119		1152	1219			1252	1321			1352	1419					1452	
Birmingham Snow Hill (BSW)	a	1122		1155	1222			1255	1324			1356	1422					1455	
Birmingham Snow Hill (BSW)	d	1127		1157	1227			1257	1327			1357	1427					1457	
Birmingham Moor Street (BMO)	d	1130	1137	1200	1230		1237	1300	1330		1337	1400	1430			1437		1500	
Birmingham New Street (BHM)	12 d				1203					1303				1403				1503	
Small Heath (SMA)	d																		
Tyseley (TYS)	d	1135		1235				1335				1435							
Acocks Green (ACG)	d			1206				1306				1406						1506	
Olton (OLT)	d			1209				1309				1409						1509	
Solihull (SOL)	d	1147		1213			1246	1313			1347	1413				1446		1513	
Widney Manor (WMR)	d			1216				1316				1416						1516	
Dorridge (DDG)	d	1153		1221a			1252	1321a			1353	1421a				1452		1521a	
Lapworth (LPW)	d						1257									1457			
Hatton (HTN)	d						1304									1504			
Warwick Parkway (WRP)	d	1204					1310				1404					1510			
Warwick (WRW)	d	1209				1301	1315				1409			1501		1515			
Leamington Spa (LMS)	a	1213			1237	1308	1319			1337	1413			1437	1508	1519		1537	
London Marylebone (MYB)	10 a	1350					1449				1549					1649			
Spring Road (SRI)	d	1137		1237					1337				1437						
Hall Green (HLG)	d	1140		1240					1340				1440						
Yardley Wood (YRD)	d	1142		1242					1342				1442						
Shirley (SRL)	d	1145		1245					1345				1445						
Whitlocks End (WTE)	d	1148		1248					1348				1448						
Wythall (WYT)	d	1151		1251					1351				1451						
Earlwood (West Midlands) (EWD)	d	1153		1253					1353				1453						
The Lakes (TLK)	d	1155x		1255x					1355x				1455x						
Wood End (WDE)	d																		
Danzey (DZY)	d																		
Henley-in-Arden (HNL)	d	1203		1303					1403				1503						
Wootton Waven (WWW)	d	1205x		1305x					1405x				1505x						
Wilmcote (WMC)	d	1211		1311					1411				1512						
Stratford Parkway (STY)	d	1214		1314					1414				1515						
Stratford-upon-Avon (SAV)	a	1217		1317					1417				1518						

NOTES (see introductory pages for explanation of train operator codes and standard symbols)

- a Arrival time
- d Departure time
- x Stops on request

- B From Manchester Piccadilly to Bournemouth, see table 050
- C From Manchester Piccadilly to Reading, see table 050

Worcester, Kidderminster and Stourbridge to Birmingham, Leamington Spa and Stratford-upon-Avon

Sundays

Operator	CH	LM	CH	LM	LM	XC	CH	CH	LM	LM	LM	XC	CH	LM	LM	XC	CH	CH
Train ID	1H43	2S14	1H45	2C10	2S16	1O22	2L48	1H49	2B16	2C12	2S18	1O24	1H53	2C14	2S20	1O26	2L56	1H57
Days of operation/Notes 1st Class/Reservations/Bus Catering facilities						B ◇ ≡						C ◇ ≡				B ◇ ≡		
Great Malvern (GMV)	d																	
Malvern Link (MVL)	d																	
Worcester Foregate Street (WOF)	7 d	1426			1528						1626				1727			
Worcester Shrub Hill (WOS)	7 d								1546									
Droitwich Spa (DTW)	d	1435			1537				1556		1635				1736			
Hartlebury (HBY)	d	1442									1642							
Kidderminster (KID)	a	1447			1547				1606		1647				1746			
Kidderminster (KID)	d	1448			1547				1606		1648				1746			
Blakedown (BKD)	d	1451							1611						1751			
Hagley (HAG)	d	1455			1553				1614		1654				1755			
Stourbridge Junction (SBJ)	2 d	1459		1526	1557				1618	1626	1659			1726	1759			
Lye (LYE)	d			1530						1630				1730				
Cradley Heath (CRA)	d	1505		1533	1603					1633	1705			1733	1805			
Old Hill (OHL)	d			1536						1636				1736				
Rowley Regis (ROW)	d	1510		1540	1608					1640	1710			1740	1810			
Langley Green (LGG)	d			1543						1643				1743				
Smethwick Galton Bridge (SGB)	7 d	1516		1546	1613				1631	1646	1716			1746	1815			
The Hawthorns (THW)	d	1518		1548	1615					1648	1718			1748	1817			
Jewellery Quarter (JEQ)	d	1522		1552	1619					1652	1722			1752	1821			
Birmingham Snow Hill (BSW)	a	1525		1555	1623				1638	1655	1725			1755	1824			
Birmingham Snow Hill (BSW)	d	1527		1557	1627				1642	1657	1727			1757	1827			
Birmingham Moor Street (BMO)	d	1512	1530	1537	1600	1630		1637	1645a	1700	1730		1737	1800	1830			1837
Birmingham New Street (BHM)	12 d					1603							1703			1803		
Small Heath (SMA)	d																	
Tyseley (TYS)	d	1535			1635						1735			1835				
Acocks Green (ACG)	d			1606						1706				1806				
Olton (OLT)	d			1609						1709				1809				
Solihull (SOL)	d	1522		1547	1613			1646		1713		1747		1813				1846
Widney Manor (WMR)	d			1616						1716			1753	1816				
Dorridge (DDG)	d	1527		1553	1621a			1652		1721a			1753	1821a				1852
Lapworth (LPW)	d							1657										1857
Hatton (HTN)	d							1704										1904
Warwick Parkway (WRP)	d	1537		1604				1710					1804					1910
Warwick (WRW)	d	1541		1609			1701	1715					1809			1901		1915
Leamington Spa (LMS)	a	1545		1613		1637	1708	1719				1737	1813			1837	1908	1919
London Marylebone (MYB)	a	1717		1749				1850					1949					2049
Spring Road (SRI)	d	1537			1637						1737				1837			
Hall Green (HLG)	d	1540			1640						1740				1840			
Yardley Wood (YRD)	d	1542			1642						1742				1842			
Shirley (SRL)	d	1545			1645						1745				1845			
Whitlocks End (WTE)	d	1548			1648						1748				1848			
Wythall (WYT)	d	1551			1651						1751				1851			
Earlwood (West Midlands) (EWD)	d	1553			1653													
The Lakes (TLK)	d	1555x			1655x						1753x				1853x			
Wood End (WDE)	d																	
Danzey (DZY)	d																	
Henley-in-Arden (HNL)	d	1603			1703						1801				1901			
Wootton Waven (WWW)	d	1605x			1705x						1803x				1903x			
Wilmcote (WMC)	d	1611			1711						1811				1909			
Stratford Parkway (STY)	d	1614			1714						1814				1912			
Stratford-upon-Avon (SAV)	a	1617			1717						1817				1915			

NOTES (see introductory pages for explanation of train operator codes and standard symbols)

- a Arrival time
- d Departure time
- x Stops on request

- B From Manchester Piccadilly to Bournemouth, see table 050
- C From Manchester Piccadilly to Reading, see table 050

Worcester, Kidderminster and Stourbridge to Birmingham, Leamington Spa and Stratford-upon-Avon

Sundays

Operator	LM	XC	XC	CH	LM	CH	XC	CH	LM	LM	LM
Train ID	2B22	1028	1030	1H63	2B24	2U69	1V89	2H69	2B26	2B28	2B30
Days of operation/Notes		B	D			E	C				
1st Class/Reservations/Bus Catering facilities		1◇	1◇				1◇				
		♠	♠				♠				
Great Malvern (GMV)	d										
Malvern Link (MVL)	d										
Worcester Foregate Street (WOF)	7 d	1826								2117	2222
Worcester Shrub Hill (WOS)	7 d				1936				2035	2125	2229
Droitwich Spa (DTW)	d	1835			1945				2043	2133	2237
Hartlebury (HBY)	d	1842							2051		
Kidderminster (KID)	a	1847			1955				2056	2143	2247
Kidderminster (KID)	d	1848			1955				2056	2143	2247
Blakedown (BKD)	d				2000						
Hagley (HAG)	d	1854			2003				2103	2149	2253
Stourbridge Junction (SBJ)	2 d	1858			2007				2107	2153	2257
Lye (LYE)	d										
Cradley Heath (CRA)	d	1903			2013				2113	2159	2303
Old Hill (OHL)	d										
Rowley Regis (ROW)	d	1908			2018				2118	2204	2308
Langley Green (LGG)	d										
Smethwick Galton Bridge (SGB)	7 d	1914			2023				2123	2209	2314
The Hawthorns (THW)	d	1916			2025				2125	2211	2316
Jewellery Quarter (JEQ)	d	1920			2029				2129	2215	2320
Birmingham Snow Hill (BSW)	a	1923			2033				2133	2219	2325
Birmingham Snow Hill (BSW)	d	1924			2033				2134	2221	
Birmingham Moor Street (BMO)	d	1926a		2017	2036a			2118	2137a	2223a	
Birmingham New Street (BHM)	12 d		1903	2003			2103				
Small Heath (SMA)	d										
Tyseley (TYS)	d										
Acocks Green (ACG)	d										
Olton (OLT)	d										
Solihull (SOL)	d			2026				2126			
Widney Manor (WMR)	d			2029							
Dorridge (DDG)	d			2033				2131			
Lapworth (LPW)	d							2135			
Hatton (HTN)	d							2141			
Warwick Parkway (WRP)	d			2043				2146			
Warwick (WRW)	d			2046		2101		2149			
Leamington Spa (LMS)	a		1937	2037	2050	2107	2138	2154			
London Marylebone (MYB)	10 a			2213				2354			
Spring Road (SRI)	d										
Hall Green (HLG)	d										
Yardley Wood (YRD)	d										
Shirley (SRL)	d										
Whitlocks End (WTE)	d										
Wythall (WYT)	d										
Earlwood (West Midlands) (EWD)	d										
The Lakes (TLK)	d										
Wood End (WDE)	d										
Danzey (DZY)	d										
Henley-in-Arden (HNL)	d										
Wootton Waven (WWW)	d										
Wilmcote (WMC)	d										
Stratford Parkway (STY)	d										
Stratford-upon-Avon (SAV)	a										

NOTES (see introductory pages for explanation of train operator codes and standard symbols)

- a Arrival time
- d Departure time
- B From Manchester Piccadilly to Bournemouth, see table 050
- C From Manchester Piccadilly to Reading, see table 050
- D From Manchester Piccadilly to Southampton Central, see table 050
- E To Banbury, see table 113